



Dhriti Banerjee
C. Raghunathan
Anjum N. Rizvi
Jayita Sengupta




ZOOLOGICAL SURVEY OF INDIA



ANIMAL DISCOVERIES 2023

NEW SPECIES NEW RECORDS

Dhriti Banerjee
C. Raghunathan
Anjum N. Rizvi
Jayita Sengupta



ZOOLOGICAL SURVEY OF INDIA

CITATION

Banerjee, D. Raghunathan, C., Rizvi, A. N. and Sengupta, J. 2024. *Animal Discoveries 2023: New Species and New Records*, 1-356 [Published by the Director, Zool. Surv. India, Kolkata]

About the book

"Animal Discoveries 2023- New Species and New Records"

The Zoological Survey of India (ZSI) is a premier research institute functioning under the Ministry of Environment, Forest and Climate Change (MoEFCC), serving to the Nation over 108 years. Since 2007, ZSI has been collecting data on faunal discoveries in India and publishing them as a document entitled *"Animal Discoveries- New Species and New Records"* every year. The present book for the year 2023 deals with 641 new discoveries published by the scientists, faculties and researchers from India which include 442 new species and 199 newly recorded species to India. As a result of it, the faunal diversity of India has been enhanced to 1,04,561 species which is equivalent to 6.65 percent of the global faunal diversity.

Editors

Dhriti Banerjee
C. Raghunathan
Anjum N. Rizvi
Jayita Sengupta

Coordinator: Dr. Anjum N. Rizvi

June 2024

ISBN: 978-81-8171-649-1

© Government of India

Disclaimer

It is hereby claimed that any views or opinions presented in the book are solely those of the authors. The editors or Zoological Survey of India (ZSI) have not independently verified the information gathered or contained in this book, and accordingly expressed no opinion or makes any representation concerning its accuracy or complete reliability or sufficiency. The ZSI disclaim any and all liability for, or based on or relating to any such information in this book. The ZSI will not accept any liability in respect of such communication, and the authors responsible will be personally liable for any damages or other liability arising.

Published by:

The Director, Zoological Survey of India, M-Block, New Alipore, Kolkata – 700 053, West Bengal, India
Email: director@zsi.gov.in | Website: www.zsi.gov.in

Printed at

Cygnus Advertising (I) Pvt. Ltd.
Kolkata

The Editors are grateful to

1

The authorities of Ministry of Environment, Forest and Climate Change, Government of India for their support to Zoological Survey of India.

2

Contributors of all the new species and new records reproduced in the book.

3

Ms. Moubanti Das, Ms. Upasana Bhattacharya, Ms. Ritika Datta and Dr. Seepana Rajendra, Zoological Survey of India, for their efforts in formatting of pictures & maps in the book.

4

Few photographs and figures used in this publication are reproduced from original sources. The authors and the journals in which those are published are duly acknowledged.

ACKNOWLEDGEMENTS

मंत्री
पर्यावरण, वन एवं जलवायु परिवर्तन
भारत सरकार



MINISTER
ENVIRONMENT, FOREST AND CLIMATE CHANGE
GOVERNMENT OF INDIA

भूपेन्द्र यादव
BHUPENDER YADAV



MESSAGE

Biodiversity is crucial for maintaining ecosystem balance and providing essential services such as clean air, water and fertile soil. It also plays a key role in supporting food security and human health by offering a diverse genetic pool for crops and medicinal resources. Moreover, biodiversity has significant economic, cultural and recreational value, benefiting sectors like agriculture, forestry, fisheries and tourism. India, being one of the world's 17 megadiverse countries, plays a vital role in global biodiversity management and sustainability. Despite covering only about 2.4% of the world's land area, India is home to around 8-10% of all species and includes four biodiversity hotspots such as Himalayas, Western Ghats, Indo-Burma and Sundaland, and 10 biogeographic zones covering all the ecosystems.

The country's conservation policies, protected areas, international collaborations, and incorporation of traditional knowledge and community-based initiatives are essential contributions to global biodiversity conservation efforts. However, challenges such as habitat loss, pollution, invasive species, and climate change persist. Addressing these challenges requires stronger legal frameworks, increased community involvement, more funding, and sustainable development practices. India's commitment to biodiversity conservation underscores its crucial role in protecting ecosystems and future generations worldwide.

The dissemination of animal discoveries is decisive for the advancement of scientific knowledge and the conservation of the natural environment. Animal discoveries plays a vital role in raising awareness and promoting public involvement in wildlife conservation and biodiversity issues whereas it also reflects India's commitment and efforts for developing conservation strategies on global platforms.

I am pleased to inform that Zoological Survey of India, with its dedicated team, has successfully published "Animal Discoveries 2023: New Species and New Records". This achievement showcases a total of 641 new faunal species from India, including 442 newly described species and 199 species that have been newly documented.

I congratulate the Director, Zoological Survey of India and all the devoted scientists for the exceptional discoveries of these new species and recording of new fauna in our country. This remarkable achievement is a testament to their unwavering dedication, extensive research, and profound love for the environment. These findings underscore the importance of biodiversity and the urgent need for its conservation.

Date: 26.06.2024


(Bhupender Yadav)



कीर्तवर्धन सिंह
KIRTI VARDHAN SINGH

राज्य मंत्री
पर्यावरण, वन एवं जलवायु परिवर्तन
विदेश मंत्रालय
भारत सरकार
MINISTER OF STATE
ENVIRONMENT, FOREST AND CLIMATE CHANGE
EXTERNAL AFFAIRS
GOVERNMENT OF INDIA



Message

India plays a pivotal role in global conservation endeavors, particularly in safeguarding biodiversity. With its diverse and abundant ecosystems that range from towering mountain ranges to the depths of the ocean, from grasslands to alpine forests, and from coastal mangrove regions to magnificent coral-reef habitats, India has contributed invaluable knowledge and expertise to the international community. The Nation's leadership in formulating and implementing conservation policies, such as the Convention on Biological Diversity (CBD), Convention on International Trade in Endangered Species of Wild Fauna and Flora (CITES), International Union for Conservation of Nature (IUCN), and Convention on the Conservation of Migratory Species of Wild Animals (CMS), underscores its unwavering commitment to preserving global biodiversity. Noteworthy initiatives, including the establishment of national parks and wildlife sanctuaries, exemplify India's dedication to conservation practices. By prioritizing community involvement and sustainability, India's conservation efforts have influenced global discussions and actions aimed at protecting the Earth's ecosystems. Through these endeavors, India continues to exert a significant influence on global conservation efforts and advocates for the preservation of biodiversity worldwide.

I am delighted to note that Zoological Survey of India has published a book on Animal Discoveries 2023: New Species and New Records for our country. This publication showcases the extraordinary 442 new species and 199 species records that have been documented during the year 2023 highlighting the diverse biodiversity of our nation.

This significant endeavour not only underscores the expertise and dedication of our scientists, researchers, and conservationists but also stands as a testament to their steadfast commitment to understanding and preserving our natural heritage. It is truly a commendable work done by the scientists of Zoological Survey of India.

I extend my appreciation to the Director, Zoological Survey of India and all those who have played a part in the development of Animal Discoveries 2023. Their contributions have undoubtedly enriched our understanding of the natural world and established a benchmark for conservation and scientific excellence.

(Kirti Vardhan Singh)

New Delhi

26 June 2024

कार्यालय : 5वां तल, आकाश विंग, इंदिरा पर्यावरण भवन, जोर बाग रोड, नई दिल्ली-110003, दूरभाष : 011-20819418, 011-20819421, फैक्स : 011-20819207, ई-मेल : mos.kvs@gov.in

Office : 5th Floor, Aakash Wing, Indira Paryavaran Bhawan, Jor Bagh Road, New Delhi-110003, Tel.: 011-20819418, 011-20819421, Fax : 011-20819207, E-mail : mos.kvs@gov.in

कार्यालय : कमरा नं.141, साउथ ब्लॉक, नई दिल्ली-110001, दूरभाष : 011-23011141, 23014070, 23794337, फैक्स : 011-23011425, ई-मेल : mos.kvs@gov.in

Office : Room No. 141, South Block, New Delhi-110001, Tel. : 011-23011141, 23014070, 23794337, Fax : 011-23011425, E-mail : mos.kvs@gov.in

निवास : 23, बी.आर. मेहता लेन, नई दिल्ली-110001, दूरभाष : 011-23782979

Residence : 23, B.R. Mehta Lane, New Delhi-110001, Tel.: 011-23782979

लीना नन्दन
LEENA NANDAN



MESSAGE

सचिव
भारत सरकार
पर्यावरण, वन और जलवायु परिवर्तन मंत्रालय
SECRETARY
GOVERNMENT OF INDIA
MINISTRY OF ENVIRONMENT, FOREST
& CLIMATE CHANGE

India, a country renowned for its exceptional biodiversity, has made significant achievements in protecting and conserving its natural heritage. The range of measures taken include the establishment of 106 National Parks, 573 Wildlife Sanctuaries, 220 Community Reserves, 123 Conservation Reserves, 18 Biosphere Reserves, 55 Tiger Reserves, 33 Elephant Reserves, 7 Natural World Heritage Sites, 34 Cultural World Heritage Sites, 1 Mixed World Heritage Site, 107 Important Coastal and Marine Biodiversity Areas, 554 Important Bird Areas, 531 Key Biodiversity Areas, 44 Biodiversity Heritage Sites, and 129 Marine Protected Areas. These initiatives towards safeguarding the habitats of iconic species have yielded positive results, as the population of such species has seen consistent enhancement.

The National Mission for Green India aims to expand forest and tree cover, with specific focus on inclusive approaches like Joint Forest Management Committees, that actively involve local communities in sustainable forest management practices. To ensure legal frameworks for conservation, India has implemented key measures such as enacting the Biodiversity Act, 2002 and putting in place the Biodiversity Finance Initiative (BIOFIN). India was the first country in the world to bring in a stringent law for the conservation of wild floral and faunal species through the Wildlife (Protection) Act, 1972. These comprehensive efforts demonstrate India's commitment to global biodiversity conservation, and the country has made noteworthy contributions to the conservation of ecosystems and species worldwide.

It is a matter of great pride that 'Animal Discoveries 2023: New Species and Records' has been published by the Zoological Survey of India, covering a total of 641 new faunal species. Innumerable scientists and researchers have worked with diligence and determination, and their efforts have resulted in several new findings that advance our knowledge of the natural world. The variety of species covered in this publication, ranging from rare mammalian species of the Himalayan region to extraordinary marine creatures of the coastal areas, is testimony to the diversity and splendour of our nation's wildlife.

I extend my heartiest congratulations to the Director and her entire team in the Zoological Survey of India for bringing out this important publication. I am certain it will motivate and inspire both present and future generations to work for bio-diversity conservation and environmental stewardship.


(Leena Nandan)

New Delhi
June 25, 2024.



इंदिरा पर्यावरण भवन, जोर बाग रोड, नई दिल्ली-110 003 फोन : (011)-2081-9408, 2081-9308, फैक्स : (011)-2081-9238
INDIRA PARYAVARAN BHAWAN, JOR BAGH ROAD, NEW DELHI-110 003, PH. : 011-2081-9408, 2081-9308, FAX : 011-2081-9238
E-mail : secy-moef@nic.in, Website : moef.gov.in



नमिता प्रसाद
NAMEETA PRASAD



संयुक्त सचिव
भारत सरकार
पर्यावरण, वन एवं जलवायु परिवर्तन मंत्रालय
Joint Secretary
Government of India
Ministry of Environment, Forest &
Climate Change



Foreword

Biodiversity boosts the resilience of ecosystems, enabling them to endure and recover from environmental changes and disturbances in a dynamic synchronization. The conservation of biodiversity is vital for upholding ecological equilibrium, supporting human livelihoods, and ensuring the survival of numerous species, including our own. India, acknowledged as one of the world's biodiversity hotspots, makes significant contributions to global conservation endeavors.

India, recognized as one of the world's mega-biodiversity countries, plays a vital role in safeguarding global biodiversity through its extensive taxonomic endeavors. The nation's diverse ecosystems harbor a wide range of species, many of which are unique to the country. At the core of India's conservation strategy lies taxonomy, the scientific discipline of identifying, naming, and classifying organisms, which serves as the basis for understanding and protecting biodiversity. Leading this effort, Zoological Survey of India (ZSI) is diligently documenting the country's faunal wealth for the development of Faunal database of India. This institution has produced comprehensive publications, such as the "Fauna of India" series, providing detailed insights into species richness and distribution within the nation.

Indian taxonomists have made significant contributions by discovering numerous new species, thereby enriching global biodiversity records and informing conservation priorities. This taxonomic work is crucial for developing effective conservation action plans, including habitat restoration, the establishment of protected areas, and species-specific strategies like captive breeding programs. Despite challenges such as limited funding and a shortage of trained taxonomists, the integration of modern technologies like DNA barcoding, coupled with increased public awareness and policy support, has the potential to greatly enhance India's role in preserving its abundant biodiversity.

The Zoological Survey of India is a leading scientific institution in the country focused on researching India's faunal taxonomy, exploration, inventorization and conservation of resources along with management practices. The present publication of ZSI, "Animal Discoveries 2023: New Species and New Records" is a valuable addition to knowledge of faunal diversity of India. This publication showcases the most recent discoveries made in India by the scientific and academic community, presenting a total of 641 new findings, which include 442 newly described species and 199 species newly documented in India.

I applaud the Director and the entire fraternity of ZSI for their exceptional work in compiling these new discoveries and updating the Indian biodiversity database, which will prove beneficial for the preservation and management of our nation's rich natural heritage.

[Nameeta Prasad]

June 27, 2024



इंदिरा पर्यावरण भवन, जोर बाग रोड, नई दिल्ली-110 003
फोन: 011-20819324, फैक्स: 011-20819391
INDIRA PARYAVARAN BHAWAN, JOR BAGH ROAD, NEW DELHI-110 003
Ph.: 011-20819324 Fax: 011-20819391, E-mail: nameeta.prasad@gov.in



आज़ादी का
अमृत महोत्सव



Preface

India, as one of the most biodiverse countries globally, is home to a vast range of species thriving in various ecosystems, from the majestic Himalayas to the vibrant coral reefs of the Indian Ocean. The rich flora and fauna not only signify a natural heritage but also carry significant ecological and cultural value.

Taxonomic research plays a pivotal role in understanding, and preserving this diverse biodiversity and comprehending the intricate interconnectedness of life on a global scale. India has made significant progress in taxonomy, discovering numerous new species through meticulous fieldwork, advanced technology, and the dedication of taxonomists. The detailed classification and description of species form the basis for all biological sciences, offering essential data for conservation and management efforts. The integration of taxonomical research with conservation and management practices in India has yielded significant results. By identifying and documenting the unique species within our country, we can effectively prioritize conservation initiatives, protect endangered species, and restore degraded habitats.

Since 1916, the Zoological Survey of India (ZSI), under the Union Ministry of Environment, Forest and Climate Change, has contributed immensely in exploring the extensive faunal diversity of India, assessment of the ecosystem, and the development of the conservational practices through its active research. The publication of “Animal Discoveries 2023: New Species and New Records” represents a significant achievement in the realm of taxonomic investigation. This publication stands as evidence of the unwavering dedication and hard work of researchers across India who persistently strive to unravel the faunal exploration. The document of new discoveries for the year 2023 includes the information on 641 new discoveries from India, including 442 new species and 199 newly recorded species to India and contributed significantly to developing the Indian faunal database to 1,04,561 species

I wish to extend my sincerest gratitude to all the scientists and researchers who have dedicated their time and expertise to the discoveries and new additional records of faunal communities. Their unwavering commitment and passion for taxonomy shine through every page. I strongly believe this publication will be an invaluable asset to motivate us to deepen our understanding, broaden our horizons, and strengthen our efforts in safeguarding the environment for the generations to come.

Dr. Dhriti Banerjee

Kolkata
Dated: 21st June 2023



ABBREVIATIONS USED

ADSH	Division of Arachnology, Sacred Heart College, Kerala, India
AIMB	ATREE Insect Museum, Bangalore, India.
AMC	American College museum, Madurai, Tamil Nadu, India.
AMU	Aligarh Muslim University, Aligarh, Uttar Pradesh, India.
ATREE	Ashoka Trust for Research in Ecology and the Environment Insect Museum, Bengaluru, India.
BCKV	Bidhan Chandra Krishi Viswavidyalaya, Mohanpur, Nadia, West Bengal, India.
BMNH	National History Museum [formerly British Museum (National History)], London, UK.
BNHS	Bombay Natural History Society, Mumbai, Maharashtra, India.
BSIP	Birbal Sahni Institute of Palaeosciences.
BUENTD	Burdwan University Entomology Division, Burdwan
CAS/CASAU	Centre of Advanced Study in Marine Biology, Annamalai University.
CATE	Centre for Animal Taxonomy and Ecology, Department of Zoology, Christ College (Autonomous), Irinjalakuda, Kerala, India.
CCARI	Central Coastal Agriculture Research Institute
CIARI	Central Island Agricultural Research Institute,
CJM	Private collection of J. Martens, Mainz, Germany
CMFRI	(Marine Biodiversity Museum, ICAR-Central Marine Fisheries Research Institute, Kochi, Kerala, India).
CMLRE	Centre for Marine Living Resources and Ecology, Kochi, Kerala, India.
CNC	Canadian National Collection of Insects, Ottawa, Canada.
CSNB	Collection Stefan Naumann, Berlin, Germany.
CUSAT	Cochin University of Science and Technology, Kochi, Kerala.
CUZM	Cluster University Zoological Museum, Srinagar, Jammu and Kashmir (India).
FAO	Food and Agriculture Organization of the United Nations
HNHM	Hungarian Natural History Museum, Budapest, Hungary.
HRS	Horticulture Research Station
IBSS	Federal Scientific Center of the East Asia Terrestrial Biodiversity (former Institute of Biology and Soil Science), Vladivostok, Russia.
ICAR-IARI	Indian Council of Agricultural Research, Indian Agricultural Research Institute, New Delhi.
ICAR-NBAIR	Indian Council of Agricultural Research, National Bureau of Agricultural Insect Resources, Bengaluru, India.
ICAR-NBFGR/ ICAR-NBF- GR-MURGTAM	National Fish Museum and Repository of the Indian Council of Agricultural Research, National Bureau of Fish Genetic Resources, Lucknow, India.

ICZN	International Commission on Zoological Nomenclature
ISEA	Institute of Systematics and Ecology of Animals (Novosibirsk, Russia).
KUDZ/KUDZEN	Department of Zoology, University of Kerala, Kariavattom, India.
KUFOS	Kerala University of Fisheries and Ocean Studies, Kochi, India.
LFSC-ZRC	Zoological Reference Collection, Department of Life Sciences, Hemchandracharya North Gujarat University, Patan, Gujarat, India.
MBC	Michal Bednářik collection, Olomouc, Czech Republic.
MfN	Museum für Naturkunde, Berlin, Germany.
MGAB	“Grigore Antipa” National Museum of Natural History, Bucharest, Romania.
MHNG	Muséum d'histoire naturelle de la Ville de Genève, Geneva, Switzerland
MNHN	Muséum national d'Histoire naturelle, Paris, France.
MSUB	Zoology Museum, the Maharaja Sayajirao, University of Baroda in Vadodara.
MTRLDST	Marine Taxonomy Reference Laboratory of the Department of Science and Technology, Lakshadweep, India. MURGTAM
MWM-ZSM/ZSM	Museum Witt in the Bavarian State Collection of Zoology (Zoologische Staatssammlung München), Munich, Germany.
MZM	Museum of Zoology, Mizoram University.
NBAIR	ICAR-National Bureau of Agricultural Insect Resources, Bangalore, India.
NCBI	National Center for Biotechnology Information
NCBS	National Centre for Biological Sciences, Bengaluru, India.
NCPOR	National Centre for Polar and Ocean Research.
NFIC	National Forest Insect Collection.
NH/MUM	Manipur University Museum of Natural History (NH/MUM), Canchipur, Manipur
NHM/NHML	Natural History Museum in London, UK.
NHMB	Naturhistorisches Museum Basel, Switzerland.
NHMOU	Natural History Museum, Osmania University, Hyderabad, India.
NHMUK	Natural History Museum, London.
NIM	National Insect Museum, ICAR - National Bureau of Agricultural Insect Resources, Bengaluru, India.
NISER	National Institute of Science Education and Research
NMNH-	National Museum of Natural History of the national Academy of Sciences of Ukraine, Kyiv, Ukraine.
NPC	National Pusa Collection, Division of Entomology, Indian Council of Agricultural Research-Indian Agricultural Research Institute, New Delhi, India.
NPC-IARI	National Pusa Collection, Indian Agricultural Research Institute, New Delhi- 110012, India.
NPC-ICAR	National Pusa Collection -Indian Agricultural Research Institute, New Delhi.
NRC	National Centre for Biological Sciences, Bengaluru.
NRC-AA	National Centre for Biological Sciences, Bengaluru

NRCB	National Research Centre for Banana
NUS	National University of Singapore
NZC-ZSI/ ZSI-NZC/ NZC/ NZCI/ NZSI	National Zoological Collections, Zoological Survey of India, Kolkata.
PUAC	Punjabi University Patiala Ant Collection, Punjab, India.
PUMB	Museum of the Department of Ocean Studies and Marine Biology of Pondicherry University of Andaman and Nicobar Islands, India.
SACON	Salim Ali Centre for Ornithology and Natural History
SERL	Shadpada Entomology Research Lab, Irinjalakuda, Kerala, India.
SMF	Senckenberg Museum, Frankfurt am Main, Germany.
SMNS	Staatliches Museum für Naturkunde, Stuttgart, Germany.
TTD	Tirumala Tirupati Devasthanams
UASB	University of Agricultural Sciences, Bengaluru, India.
WIGJ	World Insect Gallery (Joniškis, Lithuania).
WILD	Wildlife Information Liaison Development Society, Coimbatore, Tamil Nadu, India.
ZDAMU	Insect collections, Department of Zoology, Aligarh Muslim University, Aligarh, India.
ZIN	Zoological Institute of the Russian Academy of Sciences, Saint Petersburg, Russia
ZISP	Zoological Institute of Russian Academy of Science (St. Petersburg, Russia).
ZMMU	Zoological Museum of Moscow University, Moscow, Russia
ZSI	Zoological Survey of India, Kolkata, India.
ZSI-APRC	Zoological Survey of India, Arunachal Pradesh Regional Centre, Itanagar, Arunachal Pradesh, India.
ZSI-EBRC	Zoological Survey of India, Estuarine Biology Regional Centre, Gopalpur-on-Sea, Odisha, India.
ZSI-FF	Zoological Survey of India, Fresh Water Fish Division
ZSI-GNC	Zoological Survey of India, General Non-Chordata Section, Kolkata, India.
ZSI-HARC	Zoological Survey of India, High Altitude Regional Centre, Solan, Himachal Pradesh, India.
ZSIK	Zoological Survey of India, Western Ghat Regional Centre, Kozhikode, Kerala, India.
ZSI-MBRC	Zoological Survey of India, Marine Biological Research Centre, Chennai, Tamil Nadu, India.
ZSI-NERC	Zoological Survey of India, North Eastern Regional Centre, Shillong, India.
ZSI-SRC	Zoological Survey of India, Southern Regional Centre, Chennai, Tamil Nadu, India.
ZSI-WGRC	Zoological Survey of India, Western Ghat Regional Centre, Kozhikode (Calicut), Kerala, India.
ZSI-WRC	Zoological Survey of India, Western Regional Centre, Pune, Maharashtra, India.

CONTENTS



1 Executive Summary

16

2 Introduction

22

3 New Species

30

3.1	Mammalia	3.6.12	Blattodea
3.2	Reptilia	3.6.13	Odonata
3.3	Amphibia	3.6.14	Ephemeroptera
3.4	Pisces	3.6.15	Neuroptera
3.5	Mollusca	3.6.16	Zygentoma
3.6	Diplopoda	3.7	Crustacea
3.6.1	Diptera	3.8	Arachnida
3.6.2	Lepidoptera	3.9	Annelida
3.6.3	Trichoptera	3.10	Acanthocephala
3.6.4	Coleoptera	3.11	
3.6.5	Strepsiptera	3.12	
3.6.6	Hymenoptera	3.13	Nematoda
3.6.7	Hemiptera	3.14	Tardigrada
3.6.8	Thysanoptera	3.15	Platyhelminthes
3.6.9	Psocoptera	3.16	Cnidaria
3.6.10	Orthoptera	3.17	Protozoa
3.6.11	Mantodea		





4 New Records 236

- 4.1 Aves
- 4.2 Pisces
- 4.3 Mollusca
- 4.4 Chilopoda
- 4.5 Insecta
 - 4.5.1 Diptera
 - 4.5.2 Lepidoptera
 - 4.5.3 Tricoptera
 - 4.5.4 Coleoptera
 - 4.5.5 Hymenoptera
 - 4.5.6 Hemiptera
 - 4.5.7 Thysanoptera
 - 4.5.8 Psocoptera
 - 4.5.9 Orthoptera
 - 4.5.10 Dermaptera
 - 4.5.11 Blattodea
 - 4.5.12 Ephemeroptera
 - 4.5.13 Neuroptera
- 4.6 Crustacea
- 4.7 Arachnida
- 4.8 Pycnogonida
- 4.9 Nematoda

- 4.10 Gastrotricha
- 4.11 Cnidaria
- 4.12 Porifera
- 4.13 Protozoa



5 Species Index 344

Literature Cited 354



1 EXECUTIVE SUMMARY



India is one of the world's 17 mega-diverse nations with around 7-8% of the world's documented species and 4 of the 34 globally recognised biodiversity hotspots (Himalaya, Indo-Burma, Western Ghats and Sri Lanka, Sundaland).

India has high rates of endemism in addition to its extensive species diversity. Through extensive surveys and investigation, lists of floral and faunal diversities are gradually updated with a number of new findings. Novel findings are important because they contribute to our knowledge of the diversity of life on Earth and the complex ecosystems that these species live in. This knowledge is critical to conservation efforts and preserving the equilibrium of our planet's ecosystems.

The Zoological Survey of India (ZSI) is a premier research institute functioning under the Ministry of Environment, Forest and Climate Change (MoEFCC), serving to the Nation over 108 years. This institute has been documenting the faunal resources of the country for their effective conservation, management and sustainable utilization. Every year, ZSI publishes the book "Animal Discoveries of India - New species and New Records," which compiles information on newly discovered species and records from India. In 2023, Indian scientists, academicians, and researchers reported a total of 641 new discoveries given in Table 1 (442 new species, 199 new records for India, and 19 new genera).

Table 1

The species under different faunal groups described as new species as well as new record during 2023

Sl. No.	Faunal Group	New Genus	New Species	New Record to India	Total Additions in 2023
1.	Mammalia		2		2
2.	Aves			1	1
3.	Reptilia	1	20		20
4.	Amphibia		7		7
5.	Pisces		28	19	47
6.	Mollusca		1	6	7
7.	Diplopoda	1	2		2
8.	Chilopoda			1	1
9.	Diptera		24	17	41
10.	Lepidoptera	3	49	34	83
11.	Trichoptera		3	4	7
12.	Coleoptera	1	31	14	45
13.	Strepsiptera		2		2
14.	Hymenoptera		91	21	112
15.	Hemiptera	5	21	7	28
16.	Thysanoptera	1	4	7	11
17.	Psocoptera		1	1	2
18.	Orthoptera		8	1	9
19.	Dermaptera			2	2
20.	Mantodea		1		1
21.	Blattodea		2	5	7
22.	Odonata		4		4
23.	Ephemeroptera		8	2	10
24.	Neuroptera		2	1	3
25.	Zygentoma		2		2
26.	Crustacea	3	20	3	23
27.	Arachnida	2	61	25	86
28.	Pycnogonida			1	1
29.	Annelida		4		4
30.	Acanthocephala		4		4
31.	Nematoda	2	23	11	34
32.	Tardigrada		2		2
33.	Gastrotricha			1	1

34.	Platyhelminthes		7		7
35.	Cnidaria		3	1	4
36.	Porifera			1	1
37.	Protozoa		5	13	18
Total		19	442	199	641

The book also provided information on the total number of species recorded from India under different faunal groups which forms a baseline information for the biodiversity conservation and management plans (Table 2.)



Table 2**Number of Animal Species known from India (updated December 2023)**

Kingdom	Phylum	Number of species World (approx.)	Number of species India	Additions of the Indian Fauna in 2023
Protista	Phylum Protozoa (including Chromista)	50,012	3,588	18
Animalia	Phylum Mesozoa	122	10	
	Phylum Porifera	8,550	575	1
	Phylum Cnidaria	11,935	1,472	4
	Phylum Ctenophora	199	20	
	Phylum Platyhelminthes	29,495	1,813	7
	Phylum Rotifera	2,200	467	
	Phylum Gastrotricha	790	164	1
	Phylum Kinorhyncha	315	10	
	Phylum Nematoda	30,027	3065	34
	Phylum Acanthocephala	1,308	312	4
	Phylum Sipuncula	162	41	
	Phylum Echiura	198	47	
	Phylum Annelida	20,006	1,064	4
	Phylum Onychophora	183	1	
	Phylum Arthropoda	12,04,316	78,258	482
	Subphylum Chelicerata	61,592	6,333	87
	Class Arachnida	60,052	6,294	86
	Class Merostomata	200	2	
	Class Pycnogonidia	1,340	37	1
	Subphylum Crustacea	67,735	4035	23
	Subphylum Hexapoda	1,063,834	67,498	369
	Class Collembola	8,162	344	
	Class Diplura	975	18	
	Class Protura	816	20	
	Class Insecta	10,53,881	67,116	369
	Subphylum Myriapoda	11,155	392	3
	Class Chilopoda	3,112	102	1
	Class Diplopoda	7,839	280	2
	Class Symphyla	204	10	
	Phylum Phoronida	12	3	
	Phylum Bryozoa (Ectoprota)	5,434	355	
	Phylum Entoprocta	150	10	

Phylum Brachiopoda	392	8	
Phylum Chaetognatha	170	44	
Phylum Tardigrada	1,381	34	2
Phylum Mollusca	85,015	5,273	7
Phylum Nemertea	1,368	6	
Phylum Echinodermata	7,551	788	
Phylum Hemichordata	139	14	
Phylum Chordata	1,10,321	7,119	77
Subphylum Cephalochordata	33	6	
Subphylum Urochordata	2,804	534	
Subphylum Vertebrata [= Craniata]	1,07,484	6,579	77
Class Pisces	70,449	3,579	47
Class Amphibia	8,445	457	7
Class Reptilia	11,733	758	20
Class Aves	10,357	1,347	1
Class Mammalia	6,500	438	2
Total (Animalia)	15,21,739	1,00,973	641
Grand Total (Protista + Animalia)	15,71,751	1,04,561	

According to the database of ZSI as on 1st January 2024, the faunal diversity of India is 1,04,561 species with the addition of 641 species to the Indian fauna (including 442 new species and 199 new records to India), which accounts to 6.65% of Global faunal diversity (Table 2).



2. INTRODUCTION



Biodiversity (biological diversity) is essential for the processes that support all life on Earth and the sum total of all biotic variation from the level of genes to ecosystems, including humans (Purvis and Hector, 2000; Maclaurin and Sterelny, 2008). When determining the ecological state of various biotops using known species abundances, biodiversity is a key concept (Izsák and Papp, 2000). Biodiversity is a key factor to maintain primary and secondary productivity and ecosystem stability, to modulate the movements and fluxes of nutrients, material, and energy across ecosystems and habitats, which are all crucial parts of ecosystem functioning (Dudgeon *et al.*, 2006). The significance of biodiversity in supporting the provision of ecosystem services and the fundamental processes within ecosystems is widely acknowledged (Díaz *et al.*, 2006). Ecosystem services mainly categorised into four types of services viz. provisional services, regulating services, cultural services and supporting services and each category services have various ecological roles to maintain ecosystem (De Groot *et al.*, 2002; Reid *et al.*, 2005; Lele *et al.*, 2013). There is growing recognition of the intricate relationship between biodiversity and ecosystem services, as well as a deepening understanding of how biodiversity loss may impact the delivery of these services (Balvanera *et al.*, 2006; Cardinale *et al.*, 2006).

Taxonomy plays a pivotal role in the realm of biodiversity studies, serving as a structured framework essential for comprehending the vast diversity of life forms inhabiting Earth. It establishes a standardized system for the identification and naming of species, enabling researchers to meticulously categorize and distinguish among various organisms. This systematic approach is indispensable for documenting biodiversity and discerning patterns of species distribution across different habitats (Wilson, 2004). Moreover, taxonomic classification serves as the cornerstone for biodiversity assessments, allowing scientists to quantify species richness, diversity, and evenness within ecosystems. Such assessments are vital for informing conservation Strategies and management practices (Faith *et al.*, 2010). Furthermore, taxonomy provides valuable insights into the evolutionary relationships between organisms, aiding researchers in reconstructing phylogenetic trees and unravelling the intricacies of evolutionary processes (Simpson, 1961). Understanding the taxonomic composition of ecosystems is paramount for studying

their functioning, including essential processes such as nutrient cycling, energy flow, and the provision of ecosystem services (Cardinale *et al.*, 2012). It contributes to our grasp of how ecosystems operate and their ability to withstand challenges, crucial for ensuring services are provided sustainably. Through investigating how species interact with their surroundings, taxonomists reveal the fundamental mechanisms driving ecosystem processes and changes. This understanding assists in identifying crucial species and functional groups that promote ecosystem stability and the continued provision of services over time. Additionally, taxonomy is instrumental in guiding conservation initiatives by identifying and prioritizing species and ecosystems for protection, as well as facilitating the monitoring of threatened and endangered species (Mace *et al.*, 2012). Furthermore, taxonomic knowledge informs bioprospecting endeavours by pinpointing potentially valuable genetic resources with applications in medicine, agriculture, and industry (Cragg and Newman, 2009).

Researchers are increasingly unravelling the complexities of this relationship, shedding light on how the diversity of life forms influences the functioning and resilience of ecosystems and, consequently, the services they provide to humanity. Ecosystem services and functions are essential for supporting biodiversity by providing habitats, sustaining essential ecological processes, and enhancing the resilience of ecosystems to environmental changes. Conversely, maintaining biodiversity is critical for ensuring the continued provision of ecosystem services and functions that are essential for human well-being and the health of the planet. Ecosystem functions encompass a range of aspects including the characteristics, properties, and processes of habitats, biological components, and overall ecological systems. These functions serve as the foundation for the production of ecosystem goods and the provision of services that benefit human populations. Ecosystem goods, such as food and raw materials, directly contribute to human well-being and sustenance. Meanwhile, ecosystem services, such as waste assimilation, pollination, and climate regulation, provide indirect yet vital benefits by supporting essential ecological processes and contributing to human welfare (Costanza *et al.*, 1998).



By integrating our understanding of the connection between biodiversity and ecosystem functioning, can significantly improve our ability to predict how ecosystem services will be affected by various stressors across different ecoregions, including the effects of climate change. This integrated approach allows us to grasp the complex interactions between biodiversity and ecosystem processes, enabling more accurate assessments of how ecosystems will respond to environmental changes (Zhang *et al.*, 2019; Weiskopf *et al.*, 2022).

Our planet Earth is approximately 4.54 billion years old, and life has thrived on our planet for a minimum of 3.5 billion years, with the earliest tangible evidence of life dating back 3.7 billion years (Dalrymple, 2001; Noffke *et al.*, 2013). The diversity of life on Earth is rooted in genes and extends to the abundance and complexity of different species, lifeforms, and functional functions, all of which are arranged in spatial patterns ranging from biological communities to ecosystems, regions, and beyond (Colwell, 2009). Our planet teems with a staggering array of life, encompassing millions of species. While approximately 86 percent of life inhabits terrestrial environments, with 13 percent concealed in the deep subsurface, and only a mere 1 percent dwelling in the vast expanses of the ocean. Each species has evolved and adapted to a unique set of environmental conditions, whether it be tropical, temperate, polar, terrestrial, freshwater, marine, high-altitude, low-altitude, arid, humid, or a blend of these factors. Nearly every corner of the globe harbors at least one species found nowhere else, yet the density of biodiversity varies greatly among continents (Hannah and Max, 2021).

Despite the immense variety of life, it's believed that approximately 99 percent of all species that have ever existed on Earth have vanished. Scientists and taxonomists, after extensive data analysis and comparison with well-known taxa, have approximated the number of eukaryotic species on Earth to be around 8.7 million, with roughly 2.2 million of them found in marine environments (Mora *et al.*, 2011). Recent advancements in predictive modeling have significantly narrowed the range of biodiversity estimates, which previously ranged from 3 million to 100 million species. This emphasizes the extensive amount of undiscovered biodiversity, with 86 percent of land species and 91 percent of marine species still awaiting identification (Sweetlove, 2011; Catalogue of Life, 2022). The discrepancy in species counts stems from several challenges, including the difficulty in defining what constitutes a species and the evolving nature of taxonomic classifications. For instance, taxonomic revisions can lead to the splitting or merging of species, further complicating efforts to determine their total number. Moreover, certain taxonomic groups, particularly insects, fungi, and

microbial species, pose significant challenges due to their vast diversity and limited study. Bacteria and archaea, in particular, represent a major source of uncertainty, with estimates ranging from 1 to 6 billion species on Earth, and bacteria make up 70% to 90% of them (Larsen *et al.*, 2017). While recent estimates tend to lean towards the higher end of the spectrum, the true extent of global biodiversity remains elusive, with the greatest uncertainty surrounding small lifeforms such as bacteria and archaea, where only a fraction of the total diversity has been described.

Regardless of ongoing efforts to describe new species, the current rate of species description stands at approximately 17,000–20,000 new species per year, as reported in the State of Observed Species. Much of Earth's biodiversity remains undiscovered, and it's projected that, given the current rate, it would require nearly 500 years documenting all existing species. Amidst the backdrop of the ongoing 'sixth extinction', expediting the process of identifying all living organisms is a matter that extends well beyond the realm of taxonomy alone (Fontaine *et al.*, 2012).

The discovery of new species has long captured the imagination of scientists and the public alike, offering glimpses into the rich tapestry of life on Earth and shedding light on the intricate processes of evolution and adaptation. From the depths of the ocean to the canopy of the rainforest, and even in our own backyards, new species continue to be unearthed at a surprising rate, challenging our understanding of biodiversity and the limits of life's diversity (Colwell, 2009).

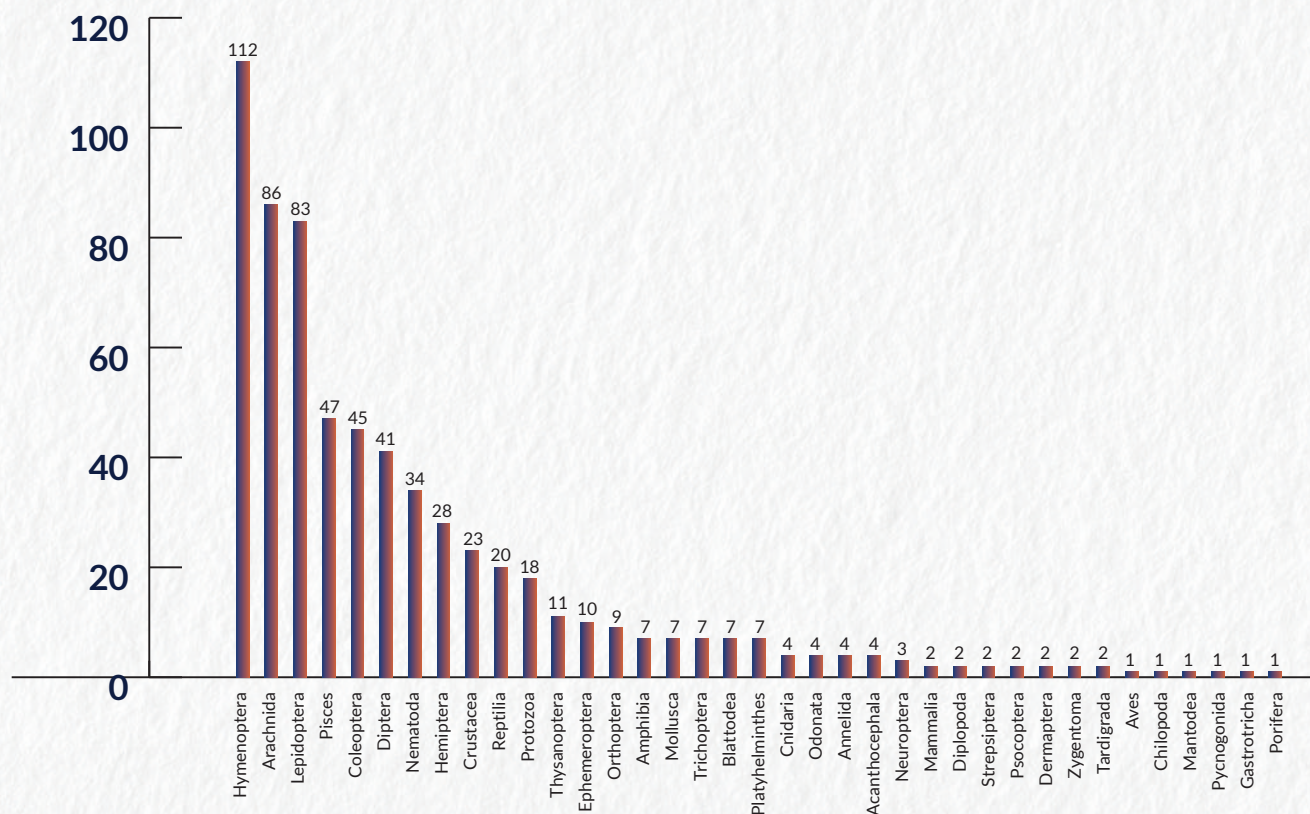
Estimation number of new species and new record discoveries are playing an important role in examine the ecological, evolutionary, and conservation implications of these discoveries, and discuss the challenges and opportunities associated with documenting and protecting India's as well as Earth's biodiversity in the 21st century.

The Zoological Survey of India [ZSI] is a 108-year-old organization dedicated to taxonomical studies of faunal communities since its inception in the year 1916. This institution under the Ministry of Environment, Forest and Climate Change, Government of India is documenting the faunal resources of India in various diversified ecosystems by effectively conducting periodic surveys. ZSI acts as a custodian of the National Zoological Collections and is a Designated National Repository of Type and voucher specimens under Section 39 of the National Biodiversity Act, 2002 of the Government of India. ZSI is one of the largest faunal repositories in the world, and it maintains voucher specimens for reference to the taxonomists. ZSI has a total holding of more than 6.4 million specimens from 46 countries and maintained



since 1810. The institute's primary areas of focus are the exploration, survey, inventorying, and monitoring of faunal diversity across various states, the periodic review of the status of endangered and threatened species, ecosystems, and protected areas in India, bio-ecological studies, training, identification of local fauna and maintenance and development of National Zoological Collections. ZSI also provides advice to the Forest Department as and when sought. The studies and collections of ZSI publications provide a fundamental overview of the biodiversity profile of the Nation.

During the year 2023, a total of 641 new discoveries have been published from India, comprising 442 new species and 199 new country records. The maximum number of new discoveries has been recorded from invertebrates with 564 species, while vertebrate constitutes 77 species. The trend of new discoveries in different groups remains same like previous years with Insects dominating among invertebrates with 369 species, whereas, Fishes with 47 species dominated among vertebrates followed by Reptiles, Amphibia, Mammals and least with Aves. Diversity of species discoveries in different faunal group during 2023 is represented in Figure 1.

Figure 1. New Discoveries in different Faunal Groups during 2023

New Animal Discoveries 2023

The data analysis of last 10 years (2014-2023) reveals that a total of 4,875 species (3,516 new species; 1,359 new records) have been added to the Indian fauna. As regards new species maximum of 467 species were described in the year 2022 and minimum of 176 species in 2014, whereas, maximum new records are 199 species in 2023 and lowest of 54 species in 2013 (Fig. 2). It is also important to state that scientists of ZSI alone have contributed nearly 30.97% (1088 species) of total newly described and 55.42% (752 species) of newly recorded species during the last 10 years (Fig. 2).

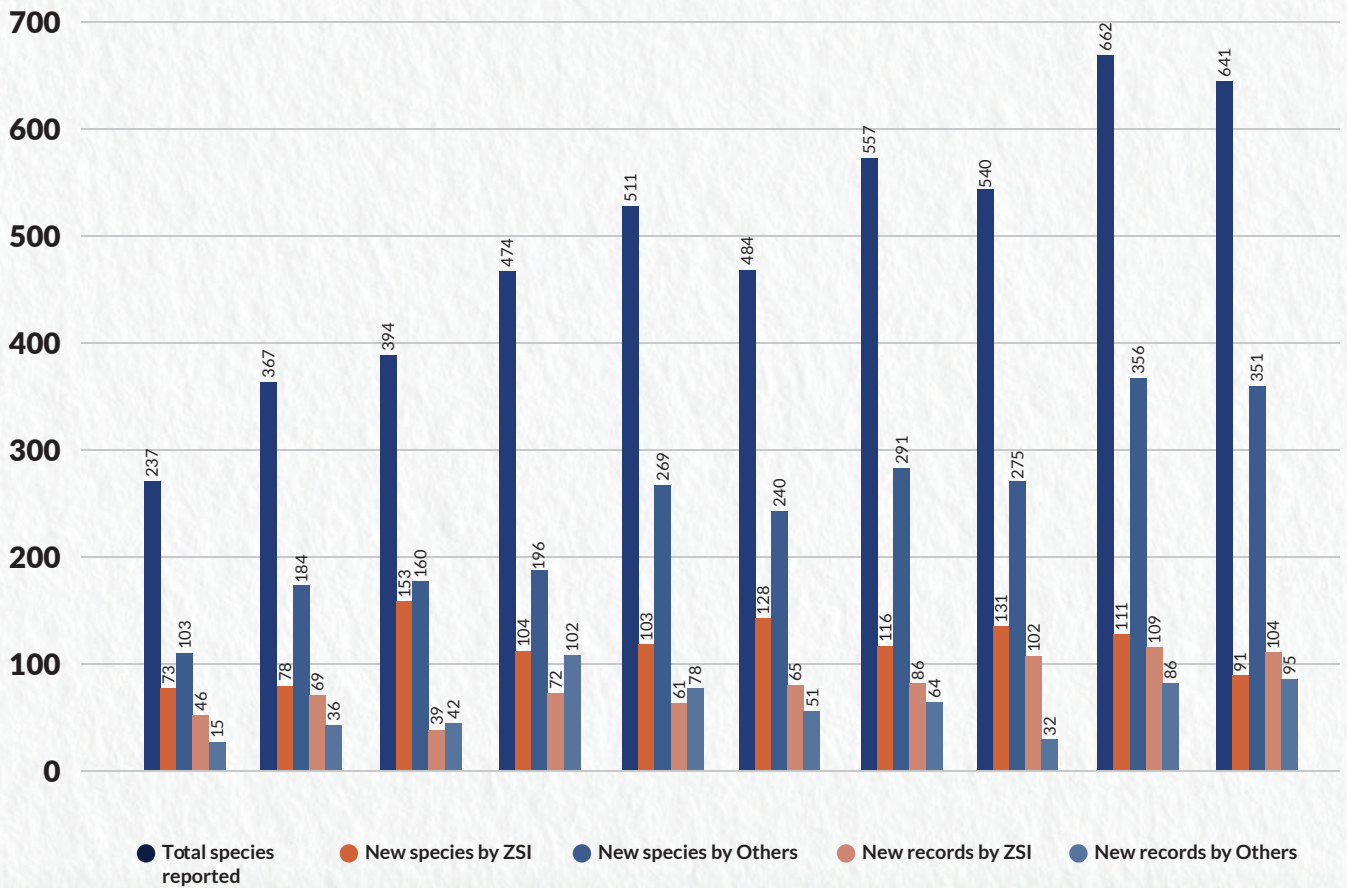
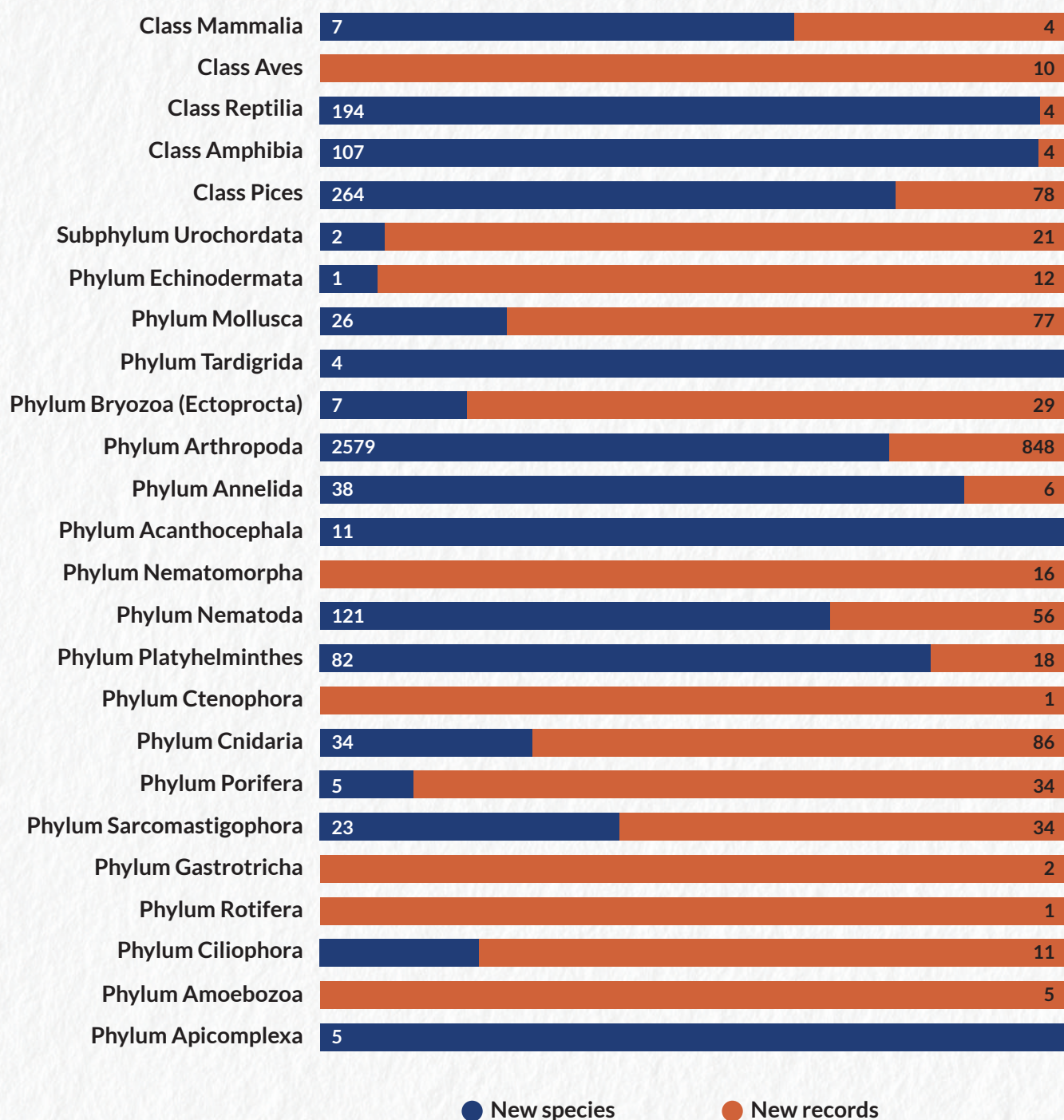
Figure 2. Addition of new species and new records of fauna in India during last 10 years

Figure 3. Addition of group-wise new species and new records of fauna in India during last 10 years

The group-wise faunal inventory during the last 10 years (2014-2023) shows that maximum of 2994 species are newly described under the Phylum Arthropoda while only two species each is described under the Phyla Urochordata and one species of Echinodermata among the invertebrates. Among the vertebrate maximum of 264 species of fishes and minimum of only 7 species of mammal are described (Fig. 2). Among the new distributional records, maximum of 848 species of arthropods are recorded from India (Fig. 3).

Table 1. State /UT wise list of new species and new records during 2023

Sl. No.	States & Union Territories	Number of New Species	Number of New Records	Total
1.	Andaman and Nicobar Islands	19	17	36
2.	Andhra Pradesh	4	2	6
3.	Arunachal Pradesh	32	13	45
4.	Assam	7	8	15
5.	Bihar	1	13	14
6.	Chandigarh	0	0	0
7.	Chhattisgarh	3	1	4
8.	Dadra and Nagar Haveli and Daman and Diu	0	0	0
9.	Delhi	1	2	3
10.	Goa	6	2	8
11.	Gujarat	6	3	9
12.	Haryana	4	0	4
13.	Himachal Pradesh	16	16	32
14.	Jammu and Kashmir	7	6	13
15.	Jharkhand	2	1	3
16.	Karnataka	37	8	45
17.	Kerala	74	27	101
18.	Ladakh	2	1	3
19.	Lakshadweep	3	1	4
20.	Madhya Pradesh	2	0	2
21.	Maharashtra	12	2	14
22.	Manipur	19	3	22
23.	Meghalaya	21	4	25
24.	Mizoram	8	4	12
25.	Nagaland	5	1	6
26.	Odisha	11	7	18
27.	Puducherry	0	3	3
28.	Punjab	2	1	3
29.	Rajasthan	5	5	10
30.	Sikkim	8	2	10
31.	Tamil Nadu	53	11	64
32.	Telangana	2	1	3
33.	Tripura	2	1	3
34.	Uttar Pradesh	7	0	7
35.	Uttarakhand	11	10	21
36.	West Bengal	49	23	72
37.	Gulf of Mannar	0	2	2
38.	Unspecified area	2	9	11

It may be concluded (Table 1) that maximum new discoveries are recorded from Kerala- 101 (74 new species, 27 new records) followed by West Bengal- 72 (49; 23); Tamil Nadu- 64 (53; 11); Arunachal Pradesh- 45 (32; 13); Karnataka- 45 (37; 8); Andaman and Nicobar Islands- 36 (19; 17); Himachal Pradesh- 32 (16; 16), Meghalaya- 25 (21; 4), Manipur- 22 (19; 3), Uttarakhand- 21 (11; 10). In general, the highest numbers of species are reported from the southern part of India.

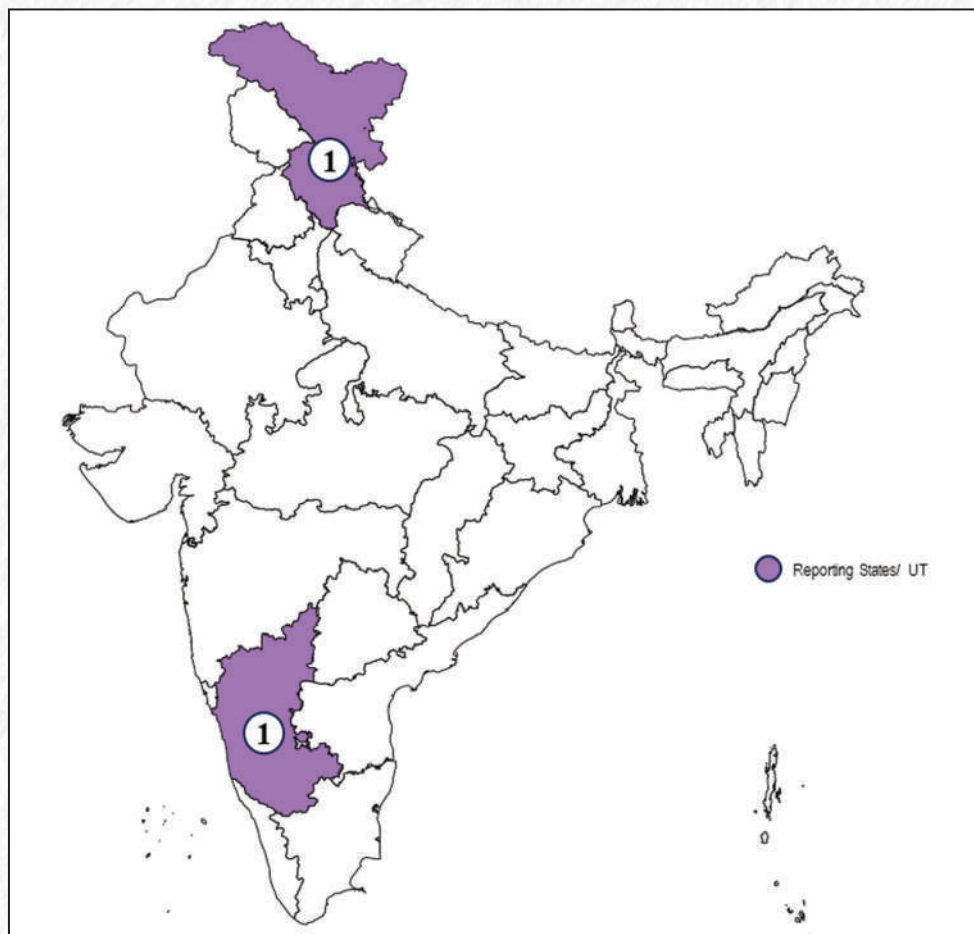
3 New Species





3.1

MAMMALIA



Mammalia has the largest class in the animal kingdom. Mammals play crucial roles in all ecosystems by performing a broad range of key functions. The greatest majority of mammals in the world live in terrestrial environments, only 1.6 % of mammals live in marine habitats. Mammals show extreme morphological diversity of forms; the smallest mammals are found among the bats and shrews and can weigh as little as 2 grams; the largest mammal is the blue whale, which can weigh 160,000 kg. Over 70% of mammal species are smaller mammals belonging to the orders Rodentia, Chiroptera and Soricomorpha. Scientists of the Zoological Survey of India recently discovered a new primate species from India using integrative approach. A total of 2 new species of Mammalia have been described this year, one species from Himachal Pradesh and Ladakh and another species from Karnataka.

Order: ARTIODACTYLA
Family: BOVIDAE
Genus: *Capra* Linnaeus, 1758



Capra himalayensis Jabin et al., 2023

***Capra himalayensis* Jabin et al.,
 Biology, 2(8): 1097, 2023**

The species *Capra himalayensis* was described by Gul Jabin, Bheem Dutt Joshi, Ming-Shan Wang, Tanoy Mukherjee, Stanzin Dolker, Sheng Wang, Kailash Chandra, Venkatraman Chinnadurai, Lalit Kumar Sharma and Mukesh Thakur following the Declaration 45 of ICZN. Three genomes of Himalayan ibexes, one from Lahaul, HP, and two from Ladakh, UT were re-sequenced and a mitogenome submitted on NCBI is tagged on ZooBank for registration purposes. (urn:lsid:zoobank.org: act:887B2706-6298-45FA-9AD6- 6B3253AE841D).

Order: CHIROPTERA
Family: MINIOPTERIDAE
Genus: *Miniopterus* Bonaparte, 1837

***Miniopterus srinii* Srinivasulu &
 Srinivasulu, Zootaxa, 5296(2):233-
 249, 2023**

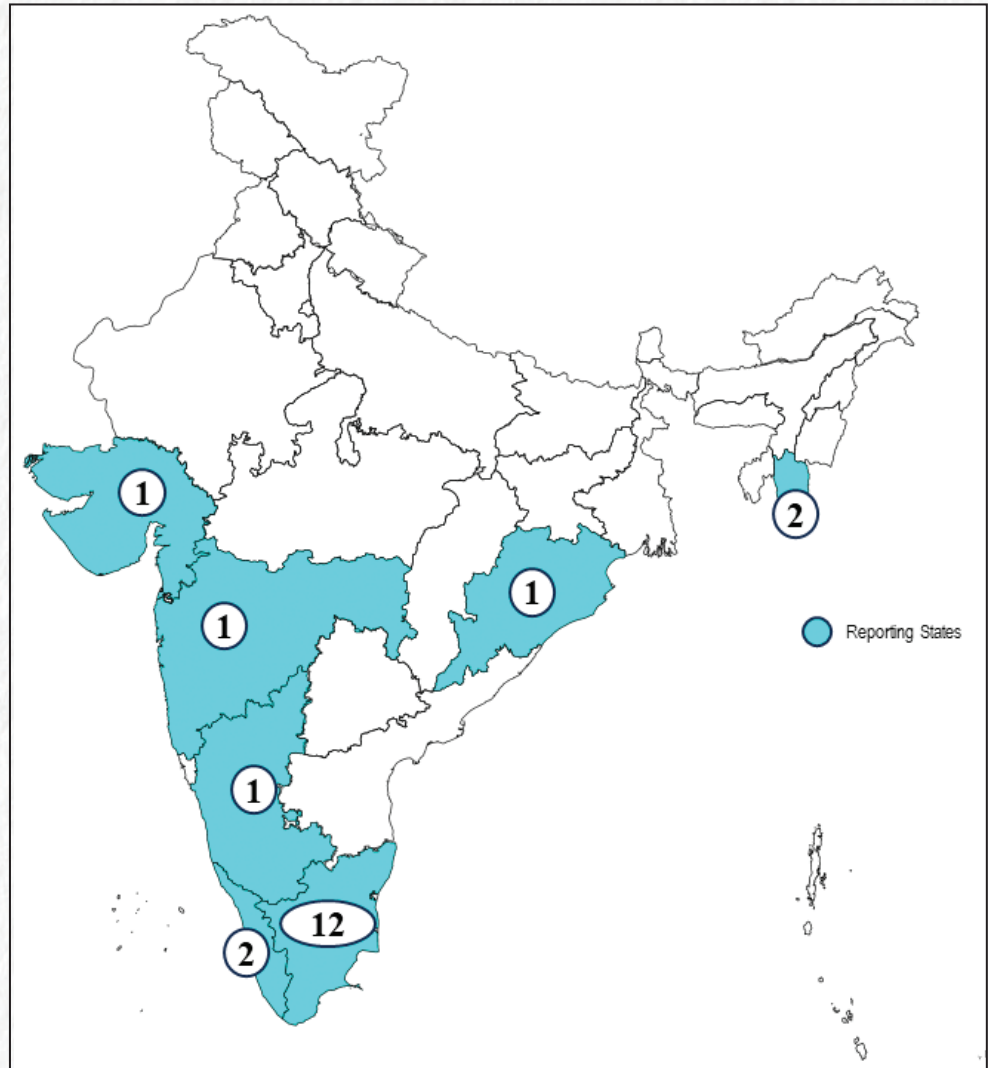
The species *Miniopterus srinii* was described by Bhargavi Srinivasulu and Aditya Srinivasulu based on a Holotype and one Paratype collected from Subterranean cave in Matre (12.102 N, 75.830 E, alt. 860 m asl), near Makuta, Kodagu district, Karnataka, India. The type specimens have been deposited in NHMOU. The specific epithet is an eponym honouring Prof. Chelmala Srinivasulu (affectionately known as Srini) for his contributions to tetrapod biology and taxonomy, especially to bat taxonomy and conservation in South Asia.



Miniopterus srinii Srinivasulu & Srinivasulu, 2023

3.2

REPTILIA



Reptiles are one of the most diverse vertebrates and reptile-like animals that first appeared during the Mesozoic era, about 250 million years ago. Since then, they have adapted to a variety of habitats and some have specialized to specific micro-habitats. The class Reptilia comprises chelonians (turtles & tortoises), crocodilians, snakes, lizards, tuatara and their extinct relatives. Reptiles are an integral part of the ecosystem as prey and predators. Other than maintaining balance in the ecosystem, reptiles are used for various human welfare purposes such as food and medicine, as pets and some of them also cause health hazards, specifically the conflict with the potentially dangerous snakes affecting millions of lives each year in India. Although most of the reptile species in India are legally protected as part of different schedules of the Wild Life (Protection) Act, 1972, it does not seem sufficient to prevent them from getting threatened. Considering the increasing discovery of new species and the efforts required to conserve the threatened species, there is vast scope and opportunities in the field of reptile studies in India. A total of 20 new species of Reptiles have been described this year from the various states of India: Tamil Nadu (12), Mizoram (2), Kerala (2), Gujarat (1), Karnataka (1), Maharashtra (1) and Odisha (1).

Class: Reptilia

Order: SQUAMATA

Family: COLUBRIDAE

Genus: *Sahyadriophis* Patel, Thackeray, Campbell & Mirza, 2023 **NEW GENUS**

***Sahyadriophis uttaraghati* Patel, Thackeray, Campbell & Mirza, *Taxonomy*, 3:415–434, 2023**

The genus *Sahyadriophis* and species *uttaraghati* was described by Harshil Patel, Tejas Thackeray, Patrick D. Campbell and Zeeshan A. Mirza based on a Holotype and a Paratype collected from Amboli (15.96472° N 74.00357°E; ca. 690 m a.s.l), Maharashtra, India and one Paratype collected from Mahabaleshwar, Satara District, Maharashtra, India. The specimens have been deposited in NCBS NRC-AA. The specific epithet is a combination of two Sanskrit words: 'uttara' for north and 'ghati' meaning dweller of the mountains/Ghats. The combination refers to the northern distribution of the new species.



Sahyadriophis uttaraghati Patel et al., 2023

Family: Gekkonidae

Genus: *Cnemaspis* Strauch, 1887

***Cnemaspis cavernicola* Khandekar, Thackeray, Kalaimani & Agarwal, *Vertebrate Zoology*, 73:887-913, 2023**

The species *Cnemaspis cavernicola* was described by Akshay Khandekar, Tejas Thackeray, Ayuthavel Kalaimani, Ishan Agarwal based on a Holotype and four Paratypes collected Pakkamalai Reserve Forest (12.17224°N, 79.31907°E; elevation ca. 400 m asl.), Gingee Hills, Viluppuram from district, Tamil Nadu, India. The type specimens have been deposited in NRC-AA. The specific epithet is an adjective formed from the Latin "caverna" for cave and "cola" meaning inhabitant or dweller, as the species is only known to occur in caves and crevices below large granite boulders.



Cnemaspis cavernicola Khandekar et al., 2023

***Cnemaspis ganeshaiahi* Narayanan, Pal, Grismer & Aravind, *Vertebrate Zoology*, 73:189–203 2023**

The species *Cnemaspis ganeshaiahi* was described by Surya Narayanan, Saunak Pal, L. Lee Grismer, N. A. Aravind based on a Holotype collected from Keeranhola Village (12.045478°N, 77.599490°E, 945 m asl), Male Mahadeshwara Wildlife Sanctuary, Chamarajanagar district, Karnataka and seven Paratypes collected rock boulders from near the type locality. The type specimens have been deposited in NRC-AA. The specific epithet 'ganeshaiahi' is a patronym in honour of Professor K.N. Ganeshaiah, who served as a Professor of Plant Genetics and Breeding at the University of Agricultural Sciences, Bangalore.



Cnemaspis ganeshaiahi Narayanan et al., 2023

***Cnemaspis pakkamalaiensis* Khandekar, Thackeray, Kalaimani & Agarwal, *Vertebrate Zoology*, 73 :887-913, 2023**

The species *Cnemaspis pakkamalaiensis* was described by Akshay Khandekar, Tejas Thackeray, Ayuthavel Kalaimani, Ishan Agarwal based on a Holotype and Five Paratypes collected Pakkamalai Reserve Forest (12.17224°N, 79.31907°E; elevation ca. 400 m asl.), Gingee Hills, Viluppuram district, Tamil Nadu India. The type specimens have been deposited in NRC-AA. The specific epithet is a toponym for Pakkamalai, Gingee Hills in Viluppuram district of Tamil Nadu state, the type and only known locality for this species.



Cnemaspis pakkamalaiensis Khandekar et al., 2023

***Cnemaspis reticulata* Sayyed, Kirubakaran, Khot, Abinesh, Harshan, Sayyed, Sayyed, Adhikari Purkayastha, Deshpande & Sulakhe, *TAPROBANICA*, 12(1):5–13, 2023**

The species *Cnemaspis reticulata* was described by Amit Sayyed, Samson Kirubakaran, Rahul Khot, Anbazhagan Abinesh, Shiva Harshan, Ayaan Sayyed, Masum Sayyed, Omkar Adhikari, Jayaditya Purkayastha, Shubhankar Deshpande and Shauri Sulakhe based on a Holotype and two Paratype collected from Thiruparankundram Hill (9°52'35.79"N, 78°4'9.03"E; alt. 311 m a.s.l.), Madurai District, Tamil Nadu, India. The type specimens have been deposited in The Bombay Natural History Society. The specific epithet *reticulata* is an adjective in feminine referring to the net like dorsal colour pattern of the gecko.



Cnemaspis reticulata Sayyed et al., 2023

***Cnemaspis rashidi* Sayyed, Kirubakaran, Khot, Thanigaivel, Satheeshkumar, Sayyed, Sayyed, Purkayastha, Deshpande & Sulakhe, *Asian Journal of Conservation Biology*, 12 (2):179–188, 2023**

The species *Cnemaspis rashidi* was described by Amit Sayyed, Samson Kirubakaran, Rahul Khot, Thanigaivel, Satheeshkumar, Ayaan Sayyed, Masum Sayyed, Jayaditya Purkayastha, Shubhankar Deshpande and Shauri Sulakhe based on a Holotype and two Paratype collected from Thiruparankundram Hill (9°52'35.79"N, 78°4'9.03"E; alt. 311 m a.s.l.), Madurai District, Tamil Nadu, India. The type specimens have been deposited in The Bombay Natural History Society. The Specific epithet is a patronym in honour of Prof. Rashid Sayyed, father of the first author.



Cnemaspis rashidi Sayyed et al., 2023

***Cnemaspis sundara* Sayyed, Kirubankaran, Khot, Harsan, Adhikari, Sayyed, Sayyed, Fazil, Jerith, Deshpande, Purkayastha & Sulakhe, *Zootaxa*, 5374 (3):301-332, 2023**

The species *Cnemaspis sundara* was described by Amit Sayyed, Samson Kirubankaran, Rahul Khot, Shiva Harsan, Omkar Adhikari, Ayaan Sayyed, Masum Sayyed, Fazil Ahamed, Jerith, Ahamed, Shubhankar Deshpande, Jayaditya Purkayastha and Shauri Sulakhe based on a Holotype and two Paratypes collected from a rock (9.072847°N, 77.211866°E; 384 m a.s.l.), Mekkarai, Shenkottai, Tenkasi, Tamil Nadu, India. The type specimens have been deposited in BNHS. The specific epithet is derived from the Sanskrit word 'sundara' meaning beautiful.



Cnemaspis sundara Sayyed et al., 2023

***Cnemaspis triedra* Sayyed, Kirubankaran, Khot, Harsan, Adhikari, Sayyed, Sayyed, Fazil, Jerith, Deshpande, Purkayastha & Sulakhe, *Zootaxa*, 5374 (3):301-332, 2023**

The species *Cnemaspis triedra* was described by Amit Sayyed, Samson Kirubankaran, Rahul Khot, Shiva Harsan, Omkar Adhikari, Ayaan Sayyed, Masum Sayyed, Fazil Ahamed, Jerith, Ahamed, Shubhankar Deshpande, Jayaditya Purkayastha and Shauri Sulakhe based on a Holotype and two Paratypes collected from cashew plantation Melur (10.080769°N, 78.24219°E; alt. 242 m a.s.l.), near Alagarkovil, Madurai District, Tamil Nadu, India. The type specimens have been deposited in BNHS. The specific epithet is an adjective referring to the combination of three colour patterns on the dorsal body of the gecko.



Cnemaspis triedra Sayyed et al., 2023

Genus: *Cyrtodactylus* Gray, 1827



Cyrtodactylus chengodumalaensis Agarwal et al., 2023

Cyrtodactylus chengodumalaensis Agarwal, Umesh, Das, Bauer & Khandekar, *Journal of Herpetology*, 57(1):75-86., 2023

The species *Cyrtodactylus chengodumalaensis* was described by Ishan Agarwal, P. K. Umesh, Sandeep Das, Aaron M. Bauer and Akshay Khandekar based on a Holotype collected from Kumaragiri Estate, (11.0378N, 76.1918E, ~140 m a.s.l.), Malappuram District, Kerala, India. The type specimens have been deposited in NRC. The specific epithet is a toponym referring to Chengodumala, a midland hillock where the new species was found in great abundance and some of the type series came from Chengodumala is under threat from extensive illegal quarrying.

Cyrtodactylus (Geckoella) relictus Agarwal, Thackeray & Khandekar *Vertebrate Zoology*, 73): 475-498, 2023

The species *Cyrtodactylus relictus* was described by Ishan Agarwal, Tejas Thackeray, Akshay Khandekar based on a Holotype and three Paratype collected from Kottamalai estate, (9.500463N, 77.406013E; ca. 1245 m asl.) Settur, Rajapalayam, Viridhunagar district, Tamil Nadu, India; The type specimens have been deposited in the Bombay Natural History Society. The specific epithet 'relictus' is derived from the Latin word relictus; which refers to an organism or species that has survived from an earlier period with different environmental conditions.



Cyrtodactylus (Geckoella) irulaorum Agarwal et al., 2023

Cyrtodactylus (Geckoella) irulaorum Agarwal, Thackeray & Khandekar *Vertebrate Zoology*, 73: 475-498, 2023

The species *Cyrtodactylus (Geckoella) irulaorum* was described by Ishan Agarwal, Tejas Thackeray, Akshay Khandekar based on a Holotype collected from Vallam Reserve Forest (12.6920°N, 80.0263°E; ca. 55 m asl), Kancheepuram district, Tamil Nadu and seven Paratypes collected from Tiruvallur District, Tamil Nadu. The type specimens have been deposited in the museum and research collection facility at the National Centre for Biological Sciences, Bengaluru (NCBS/NR). The specific epithet 'irulaorum' is a patronym in honour of the Irula tribe, an indigenous Dravidian group who are expert snake trackers and catcher.



Cyrtodactylus (Geckoella) relictus Agarwal et al., 2023

***Cyrtodactylus vairengtensis* Lalremsanga, Colney, Vabeiryureilai, Malsawmdawngliana, Bohra, Biakzuala, Muansanga, Das & Purkayastha, Zootaxa, 5369 (4): 553–575, 2023**

The species *Cyrtodactylus vairengtensis* was described by Lalremsanga, Zosiamliana Colney, Mathipi Vabeiryureilai, Fanai Malsawmdawngliana, Sanath Chandra Bohra, Lal Biakzuala, Lal Muansanga, Madhurima Das & Jayaditya Purkayastha based on a Holotype and two Paratypes collected from public link road (24.501111°N; 92.762222° E; elevation 230 m a.s.l.), in the backyard of UPC-NEI church building, Hall Veng, Vairengte, Kolasib District, Mizoram, India and Four Paratypes collected respectively from Aitlang road (24.495556 °N; 92.757500 °E; elevation 168 m a.s.l.), Field Veng, Vairengte, Kolasib District, Mizoram and Hall Veng, (24.501111 °N; 92.762222°E; elevation 230 m a.s.l.), Vairengte, Kolasib District, Mizoram, India The type specimens have been deposited in the National Zoological Collection, Department of Zoology, Mizoram University, Aizawl, Mizoram, India. The specific epithet is derived from the name of Vairengte town, Kolasib District of the state of Mizoram from where the type series were collected.



Cyrtodactylus vairengtensis Lalremsanga et al., 2023

Genus: *Cyrtopodion* Fitzinger, 1843

***Cyrtopodion vindhya* Patel, Thackeray, Mirza & Vyas, Zootaxa, 5254(3):398–412, 2023**

The species *Cyrtopodion vindhya* was described by Harshil Patel, Tejas Thackeray, Zeeshan A. Mirza and Raju Vyas based on a Holotype and one Paratype collected from Udhal Mahuda (22.57535°N 74.06451°E; ca. 270 m a.s.l.), Dahod district, Gujarat, India The type specimens have been deposited in the BNHS. The specific epithet is a noun in apposition for the Vindhya hill ranges from where the new species was collected.



Cyrtopodion vindhya Patel et al., 2023

Genus: *Dravidogekko* Smith, 1933***Dravidogekko beddomei* Adhikary, Srikanthan & Ganesh, *European Journal of Taxonomy*, 870:146–166, 2023**


The species *Dravidogekko beddomei* was described by Omkar Dilip Adhikary, Achyutan N Srikanthan and S.R. Ganesh based on a Holotype collected from “Suttivezhi Vayal or Vairavankulam hills in the northern edge of Devar Malai (9°10'32.88" N, 77°16'17.4" E; alt. 970 m a.s.l.), Tenkasi district, Tamil Nadu, India and three Paratypes collected from “Kakki Dam, Periyar Forest, Pathanamthitta district, Kerala. The type specimens have been deposited in The Bombay Natural History Society. The specific epithet ‘beddomei’ is a patronym coined in genitive singular case, honouring Col. Richard Henry Beddome, the pioneering herpetologist who first surveyed this part of the Western Ghats, the Devar Malai Hills.

*Dravidogekko beddomei* Adhikary et al., 2023**Genus:** *Gekko* Laurenti, 1768***Gekko mizoramensis* Lalremsanga, Muansanga, Vabeiryureilai & Mirza, *Salamandra*, 59(2):1-11, 2023**

The species *Gekko mizoramensis* was described by Hmar Tlawmte Lalremsanga, Lal Muansanga, Mathipi Vabeiryureilai and Zeeshan A. Mirza based on a Holotype and a Paratype collected from circuit House (22.53502° N, 92.89177° E; 830 m a.s.l.), Electric veng, Lawngtlai town, Lawngtlai District, south-ern Mizoram, India and one Paratype collected from hawnhu (22.50456° N, 92.89520° E; 1057 m a.s.l.), outskirts of Lawngtlai town, southern Mizoram, India. The specimens have been deposited in NCBS NRC-AA. The specific epithet refers to the state of Mizoram in which the new species was discovered.

*Gekko mizoramensis* Lalremsanga et al., 2023**Genus:** *Hemidactylus* Oken, 1817***Hemidactylus multisulcatus* Sayyed, Kirubakaran, Khot, Adhikari, Sayyed, Sayyed, Purkayastha, Deshpande & Sulakhe, *Asian Journal of Conservation Biology*, 12 (1):100–110, 2023**

The species *Hemidactylus multisulcatus* was described by Amit Sayyed, Samson Kirubakaran, Rahul Khot, Omkar Adhikari, Ayaan Sayyed, Masum Sayyed, Jayaditya Purkayastha, Shubhankar Deshpande and Shauri Sulakhe based on a Holotype and two Paratypes collected from SVN college, near Nagamalai, Madurai District, Tamil Nadu, India. (9°56' 12.6168" N 78° 2'

*Hemidactylus multisulcatus* Sayyed et al., 2023

38.8752" E; 168.6 m asl.) The type specimens have been deposited in The Bombay Natural History Society. The specific epithet is an indication of the unique shell or bivalve-like enlarged tubercles adorned with multiple grooves. In Latin sulcus means groove and in English, multiple grooves mean *multisulcatus*.

***Hemidactylus pakkamalaiensis* Narayanan, Christopher, Raman, Mukherjee, Prabhu, Lenin, Vimalraj & Deepak, *Vertebrate Zoology*, 73:499–512, 2023**

The species *Hemidactylus pakkamalaiensis* was described by Surya Narayanan, Peter Christopher, Kothandapani Raman, Nilanjan Mukherjee, Ponmudi Prabhu, Maniezhilan Lenin, Sivangnanaboopathidoss Vimalraj, V. Deepak based on a Holotype and three Paratypes collected from Pakkamalai Hill, Gingee Hills range, Villupuram district, Tamil Nadu, India. The type specimens have been deposited in BNHS, India. The specific epithet is a toponym named after its type locality Pakkamalai Hill.



Hemidactylus pakkamalaiensis Narayanan et al., 2023



Hemidactylus paucifasciatus Mohapatra et al., 2023

***Hemidactylus paucifasciatus* Mohapatra, Agarwal, Mohalik, Dutta & Khandekar, *Zootaxa*, 5301 (3):365–382, 2023**

The species *Hemidactylus paucifasciatus* was described by Pratyush P. Mohapatra, Ishan Agarwal, Rakesh Kumar Mohalik, Sushil K. Dutta and Akshay Khandekar based on a Holotype and one Paratype collected from Gadachandi Temple, Anandapur, (21.2273° N, 86.2549° E; ca. 115 m asl.), Keonjhar District, Odisha State, India and one Paratype collected from Bamanghati, Bangiriposi (22.1714° N, 86.4925° E; ca. 341 m asl.), Mayurbhanj District, Odisha State, India. The specimens have been deposited in National Zoological Collection in Zoological Survey of India. The specific epithet is derived from a combination of the Latin adjectives pauci (English: few) and fasciatus (English: banded), referring to the lesser number of dorsal bands in this species.



Hemidactylus quartziticolus Khandekar et al., 2023

***Hemidactylus quartziticolus* Khandekar, Thackeray, Mariappan, Gangalmale, Waghe, Pawar & Agarwal. *Vertebrate Zoology* 73:433–450, 2023**

The species *Hemidactylus quartziticolus* was described by Akshay Khandekar, Tejas Thackeray, Rameshwaran Mariappan, Satpal Gangalmale, Vivek Waghe, Swapnil Pawar and Ishan Agarwal based on a Holotype and nine Paratypes collected from Jeya Parvathi Amman Kovil, Vallanadu Reserve Forest, Manakkarai (8.6848° N, 77.8696° E; ca 120 m asl.), Thoothukudi district, Tamil Nadu. The type specimens have been deposited in the National Centre for Biological Sciences, Bengaluru. The specific epithet is being a combination of the German noun “quartz” + the Latin suffix -ite (used to denote rocks and minerals) and the Latin suffix -cola that means inhabitant or dweller of, referring to the quartzite rock formations the new species inhabits.

Family: UROPELTIDAE

Genus: *Uropeltis* Cuvier, 1829



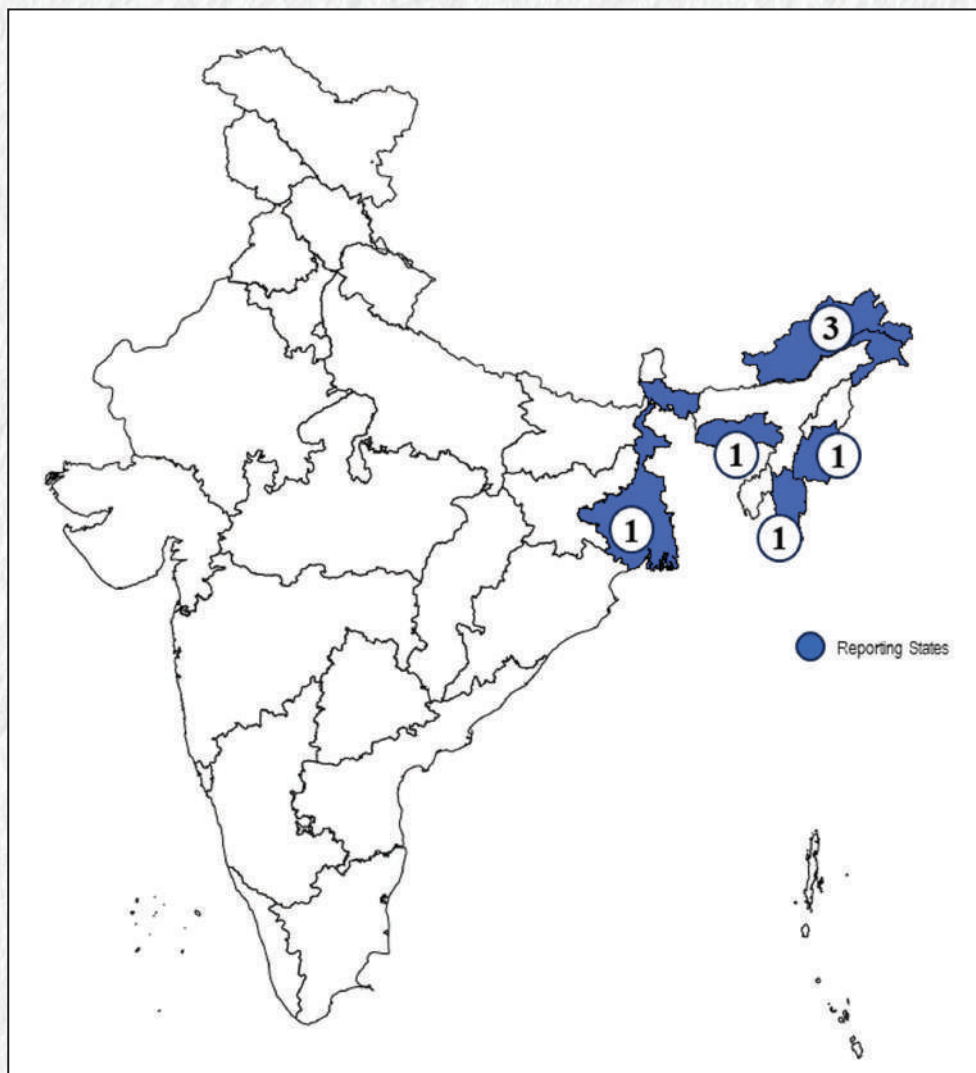
Uropeltis tricuspidata Gower, 2023

***Uropeltis tricuspidata* Gower, *Zootaxa*, 5319 (1): 103-119, 2023**

The species *Uropeltis tricuspidata* was described by D. J. Gower, based on a Holotype and seven Paratypes collected from Sevenmalai (also spelled Sevenmallay or Sivanmalai, a tea estate), 4 km West of Munnar, Idukki District, (10.075°N, 77.0417°E, 2,100 m) Kerala, India. Type specimens have been deposited in CAS. The species is named after the typically three cusps on the posterior end of the terminal shield.

3.3

AMPHIBIA



The word Amphibia is derived from two Greek words (Amphi = two or both land and water and bios = life) literally meaning living in two habitats, water and land. For these vertebrates, aquatic environment is a must in their life cycle. Actually, amphibians evolved from fish-like ancestors during the Devonian period about 400 million years ago and flourished during the Carboniferous period. One major feature of the feeding habits of frogs and toads has made them the most versatile protectors of our crops. They help in reducing the number of blood-sucking insects which are vectors of deadly diseases. Adults actively feed on mosquitos and flies while the tadpoles and young froglets consume their larvae. Tadpoles also consume many kinds of organic materials that might otherwise pollute our ponds and rivers and sometimes act as scavengers by feeding on dead animals. This year seven new species of Amphibia have been described, three species from Arunachal Pradesh and one species each from Manipur, Meghalaya, Mizoram and West Bengal.

Class: Amphibia
Order: ANURA
Family: BUFONIDAE
Genus: *Bufo*ides Pillai & Yazdani, 1973

***Bufo*ides *bhupathyi* Naveen, Tapley, Chandramouli, Jervis. Babu, Meetei & Karunakaran, *Biodiversitas*, 24(9):4617-4627, 2023**

The species *Bufo*ides *bhupathyi* was described by R.S. Naveen, Benjamin Tapley, S.R. Chandramouli, Phillip A. Jervis, S. Babu, A.B. Meetei and P.V. Karunakaran based on a Holotype collected from narrow rock crevice from a dried-out stream, locally known as “Dampa Luei” (23.6874° N, 92.4552° E, 314 m asl) near Teirei village in Dampa Tiger Reserve, Mamit District, Mizoram, India and two Paratypes collected from dried-out stream near Chaka Anti-Poaching Camp (23.6883°

N, 92.35001° E 440 m asl) in Dampa Tiger Reserve, Mamit District Mizoram, India. The type specimens have been deposited in Salim Ali the Centre for Ornithology and Natural history (SACON). The species epithet honors the late Dr. S. Bhupathy, a noted scientist and a field herpetologist.



*Bufo*ides *bhupathyi* Naveen et al., 2023

Family: CERATOBATRACHIDAE
Genus: *Alcalus* Brown, Siler, Richards, Diesmos & Cannatella, 2015

***Alcalus fontinalis* Boruah, Narayanan, Gerard, Das & Deepak, *Systematics and Biodiversity*, 21(1):2249891, 2023**

The species *Alcalus fontinalis* was described by Bitupan Boruah, Surya Narayanan, Jason D. Gerard, Abhijit Das & V. Deepak based on a Holotype and one Paratype collected from Motijheel trail (27°29'36.63"N, 96°20'01.20"E, elevation 395 m asl) approximately one kilometre southeast of Gibbons land, Namdapha Tiger Reserve, Changlang, Arunachal Pradesh, India and four more Paratypes are collected from different location including Two Paratypes collected from Kamala Valley

Beat (27270 39.1300N, 96250 33.8200E, elevation 622 m asl), Namdapha Tiger Reserve, Changlang, Arunachal Pradesh, one Paratype collected from a stream edge between 18–19 Mile (27°29'40.01"N, 96°23'24.79"E, elevation 432 m asl), Namdapha Tiger Reserve, Changlang, Arunachal Pradesh and another one Paratype collected from 70 mile (27°23'7.48"N, 96°46'58.62"E, elevation 900 m asl), 17 km northwest from Gandhigram, Arunachal Pradesh, India. The type specimens have been deposited in Wildlife Institute of India, Dehradun. The specific epithet 'fontinalis' comes from the Latin for 'of a spring or fountain', in reference to the first-order streams where most of the individuals of the species were found.



Alcalus fontinalis Boruah et al., 2023

Family: DICROGLOSSIDAE

Genus: *Euphlyctis* Fitzinger, 1843

***Euphlyctis bengalensis* Bhakat & Bhakat, *Journal of Entomology and Zoology Studies*, 11(1):111-117, 2023**

The species *Euphlyctis bengalensis* was described by Somnath Bhakat and Soumendranath Bhakat based on a Holotype and a Paratype collected from Bhandirban, six km. west of Suri (87°32'00"E, 23°55'00"N) Birbhum District, West Bengal, India. The type specimens have been deposited in Zoological Museum, Department of Zoology, Rampurhat College, W. B., India. The new species epithet is an adjective to the 'bengal', the state (West Bengal) from where holotype was collected.



Euphlyctis bengalensis Bhakat & Bhakat, 2023

Family: RANIDAE

Genus: *Amolops* Cope, 1865

***Amolops siju* Saikia, Sinha, Shabnam & Dinesh, *Journal of Animal Diversity*, 5(1): 36-54, 2023**

The species *Amolops siju* was described by Bhaskar Saikia, Bikramjit Sinha, A. Shabnam and K. P. Dinesh based on a Holotype collected from dark zone of Siju Cave (ca. 150 m from the entrance), South Garo Hills, Meghalaya and three Paratypes collected from twilight zone of Siju Cave, South Garo Hills, Meghalaya. The type specimens have been deposited in NERC-ZSI, Shillong. The new species epithet 'siju' is a toponym derived from the type locality. The name 'Siju' is treated as noun in apposition.



Amolops siju Saikia et al., 2023

Genus: *Nidirana* Dubois, 1992

***Nidirana noadihing* Boruah, Deepak & Das, *Zootaxa*, 5374 (1):51-73, 2023**

The species *Nidirana noadihing* was described by Bitupan Boruah, V. Deepak, Abhijit Das based on a Holotype and two Paratypes collected 2.3 km southeast of Gandhigram village (27°15'53.12" N, 96°56'17.12" E, 1086 m) and ~0.2 km east from the confluence of NoaDihing river and Yakhulo river, Changlang district, Arunachal Pradesh, India along with two paratypes collected from Gandhigram (27°16'43.27" N, 96°53'22.85" E, 1067 m) The type specimens have been deposited in Wildlife Institute of India, Dehradun. This species is named after Noa-Dihing river of Arunachal Pradesh, India. The type locality of the new species lies at the catchment of Noa-Dihing River.



Nidirana noadihing Boruah et al., 2023

Family: RHACOPHORIDAE

Genus: *Gracixalus* Delorme, Dubois, Grosjean & Ohler, 2005

***Gracixalus patkaiensis* Boruah, Deepak, Patel, Jithin, Yomcha & Das
Rec. zool. Surv. India, 122(3):303–322, 2023**

The species *Gracixalus patkaiensis* was described by Bitupan Boruah, V. Deepak, Naitik G. Patel, Vijayan Jithin, Tajum Yomcha, Abhijit Das based on a Holotype and four Paratypes collected from Kamala Valley Beat (27°27'34" N; 96°25'40" E; elevation 648 m a.s.l), Namdapha, Changlang district, Arunachal Pradesh. The type specimens have been deposited in Wildlife Institute of India, Dehradun. The new species epithet 'patkaiensis' refers to Patkai hills range where the type locality of the new species lies within Namdapha Tiger Reserve.



Gracixalus patkaiensis Boruah et al., 2023

Order: URODELA

Family: SALAMANDRIDAE

Genus: *Tylototriton* Andersson, 1871

***Tylototriton zaimeng* Decemson, Lalremsanga, Elangbam, Vabeiryureilai, Shinde, Purkayastha, Arkhipov, Braginn & Poyarkov, *Herpetozoa*, 36:203-224, 2023**

The species *Tylototriton zaimeng* was described by Ht. Decemson, Hmar Tlawmte Lalremsanga, Premjit Singh Elangbam, Mathipi Vabeiryureilai, Parag Shinde, Jayaditya Purkayastha, Dmitriy V. Arkhipov, Andrey M. Bragin, Nikolay A. Poyarkov based on a Holotype collected from swamp (25.385°N, 94.458°E; elevation 1,630 m a.s.l.) on forest clearing surrounded by montane evergreen tropical forest in Chingjaroi Ngachaphung, Ukhru District, Manipur State, India and eleven Paratypes including 2 Paratypes collected from Phungyar (24.811°N, 94.245°E; elevation 1,184 m a.s.l.), Kamjong District, Manipur State, India, 6 Paratypes collected from Zaimeng Lake (25.238°N, 93.944°E; elevation 2,212 m a.s.l.) Koubu Forest Division, environs of Chawangkinig Village, Kangpokpi District, Manipur State, India and another 3 Paratypes collected from Zaimeng Lake (25.238°N, 93.944°E; elevation 2,212 m a.s.l.) Koubu Forest Division, environs of Chawangkinig Village, Kangpokpi District, Manipur State, India. The type specimens have been deposited in Departmental Museum of Zoology, Mizoram University (MZMU) in Aizawl, India. The specific name “zaimeng” is given as a noun in apposition and represents a Latinised version of the Liangmei dialect word “zaimeng” literally meaning “Puzzle Lake” or “Mystery Lake”.

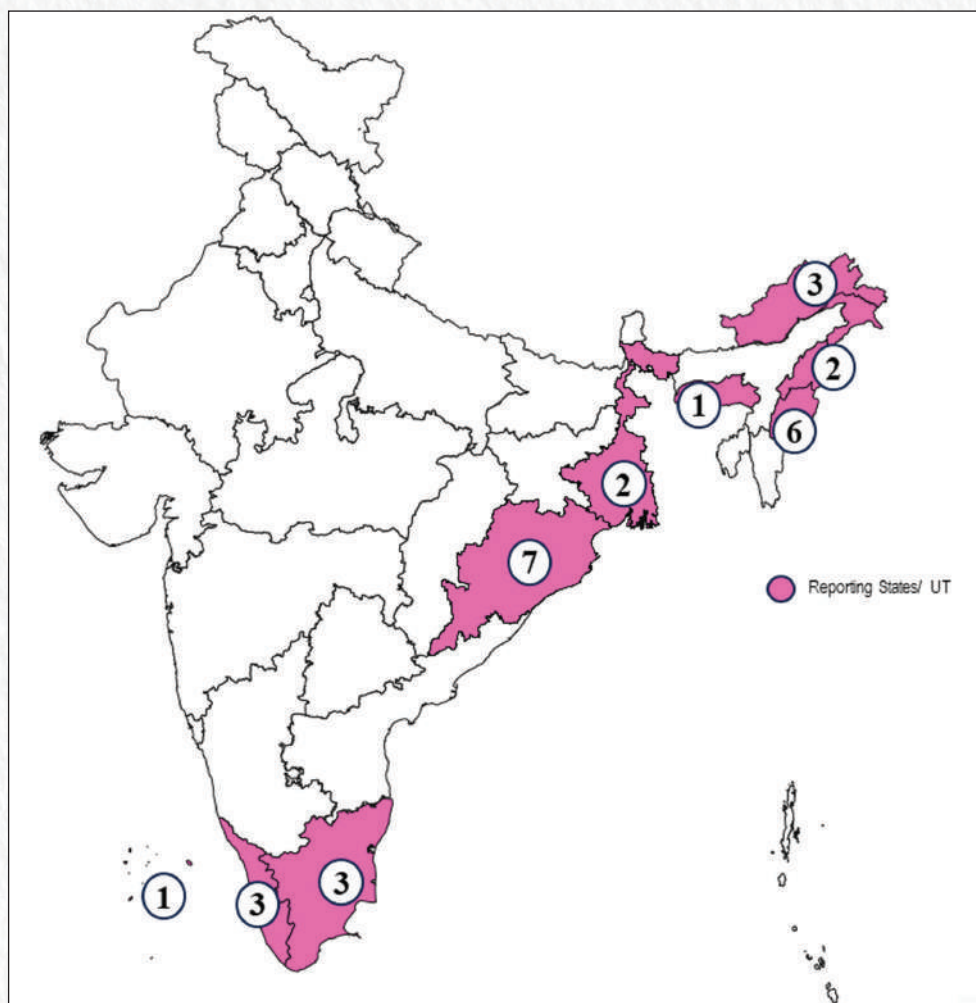


Tylototriton zaimeng Decemson et al., 2023

3.4 PISCES

NEW SPECIES

NEW RECORDS



Freshwater Fishes: Fishes are cold-blooded aquatic vertebrates that breathe through pharyngeal gills, propelling and balancing themselves using fins. Among vertebrates, “fishes” constitute an amazing group that exhibits remarkable diversity in their morphology, inhabiting habitats and biology. Fish provides a staple diet and protein supplement for people, thus making it a vital resource element in the economy of many nations. Freshwater fishes make up more than 6% of the world’s annual animal protein supplies for humans. Some fish, like the lungfish, are of zoological importance because of their discontinuous distribution and anatomical features. They also play an important role in the aquatic ecosystem. Many freshwater fish species are of immense aquaculture importance. The freshwater habitat comprises only a small proportion of the earth’s surface water but contains an inappropriately large number of the world’s fish species.

Marine Fishes: Marine fishes are very important to the economy and wellbeing of coastal communities, with potential to transform the lives of coastal communities by providing food security, employment, income and traditional cultural identity. Statisticians predict that much of the vital protein food necessary to nourish our ever-increasing human population- of which perhaps half is underfed even today, will come from marine fisheries. At present, approximately 25 million tons of fish are procured from the sea every year, and various kind of ways and means are now being vigorously pursued in many parts of the world and India to increase this yield.

A total of 28 new species of fishes have been described this year from the various states of India: Odisha (7), Manipur (6), Arunachal Pradesh (3), Kerala (3), Tamil Nadu (3), Nagaland (2), West Bengal (2), Meghalaya (1) and Lakshadweep (1).

Family: AMBLYCIPITIDAE

Genus: *Amblyceps* Blyth, 1858

***Amblyceps crassioris* Vijaykrishnan & Jayasimhan, *Journal of fish biology*, 104(3):590-597, 2023**

The species *Amblyceps crassioris* was described by Balaji Vijaykrishnan and Praveenraj Jayasimhan based on a Holotype and nine Paratypes collected from Dhanua River (20°14'42.5"N, 85°54'24.5"E, elevation 38 meters) Mahanadi River drainage, Khordha District, Bhubaneswar, Odisha, India. Type specimens have been deposited in ZSI/EBRC. The specific epithet comes from the Latin adjective *crassioris*, meaning thicker, in reference to the relatively deeper body and deeper caudal peduncle of this species when compared to a majority of its congeners.



Amblyceps crassioris Vijaykrishnan & Jayasimhan, 2023

Family: BADIDAE

Genus: *Badis* Bleeker, 1854

***Badis limaakumi*, Praveenraj, *Zootaxa*, 5351 (3):371–379, 2023**

The species *Badis limaakumi* was described by Jayasimhan Praveenraj based on a Holotype and eight Paratypes collected from Milak River (26°26.6270'N, 94°29.0880'E); Mokokchung District, Nagaland, India. Type specimens have been deposited in ZSI/APRC. The species name honours Limaakum, Assistant Professor at the Fazl Ali College, Nagaland, who discovered this new species.



Badis limaakumi Praveenraj, 2023

Family: CONGRIDAE
Genus: *Conger* Oken, 1817



Conger melanopterus Kodeeswaran et al., 2023

***Conger melanopterus* Kodeeswaran, Smith, Dhas, Kumar & Kumar Lal, Zootaxa, 5244 (5):474-484, 2023**

The species *Conger melanopterus* was described by Paramasivam Kodeeswaran, David. G. Smith, Deepa Dhas D. S, T. T. Ajith Kumar & Kuldeep Kumar Lal based on a Holotype collected from deep-sea trawl, Colachel fishing harbour (8°10'21.92"N, 77°15'2.98"E), Southwest coast of India, Indian Ocean. The type specimens have been deposited in ICAR-NBFGR, Lucknow, India. The species name "*melanopterus*" derived from two Greek words melano (μελανός) = black and pterus (πτερόν) = winged, denotes black pectoral fin.

Genus: *Macrocephenchelys* Fowler, 1934



Macrocephenchelys sumodi Kodeeswaran et al., 2023

***Macrocephenchelys sumodi* Kodeeswaran, Smith, Kumar & Sarkar, Journal of Fish Biology, 2023 DOI: 10.1111/jfb.15419**

The species *Macrocephenchelys sumodi* was described by Paramasivam Kodeeswaran, David. G. Smith, Thipramalai Thangappan Pillai, Ajith Kumar and Uttam Kumar Sarkar based on a Holotype collected from the Kalamukku fish landing centre (9° 59'0 N, 76 14'0 E, 200-30 m depth), off Kerala coast, Arabian Sea, Type specimens have been deposited in ICAR-NBFGR. The species is named to honour Late Dr. K. S. Sumod, for his contribution to deep-sea Anguilliformes of Indian water.

Genus: *Rhynchoconger* Jordan & Hubbs, 1925



Rhynchoconger bicoloratus Kodeeswaran et al., 2023

***Rhynchoconger bicoloratus* Kodeeswaran, Mohapatra, Pillai Kumar & Lal, Journal of Fish Biology, 2023, DOI: 10.1111/jfb.15367**

The species *Rhynchoconger bicoloratus* was described by Paramasivam Kodeeswaran, Anil Mohapatra, Thipramalai, Thangappan Pillai, Ajith Kumar and Kuldeep Kumar Lal based on a Holotype and six Paratypes collected from the deep sea trawl by-catch, Kalamukku Fishing Harbour (9°59'02.248200 N, 76°14'07.670400E), off Kerala coast, Arabian Sea, India. Type specimens have been deposited in ICAR-NBFGR. The species name is derived from the Latin bicoloratus, 'two-coloured' refers to the bicoloured body, dorsally darker and ventrally paler.

Family: CYPRINIDAE

Genus: *Barilius* Hamilton, 1822.

***Barilius kamjongensis* Arunkumar, Thoibi & Jajo, Zoodiversity, 57(1):65–74, 2023**

The species *Barilius kamjongensis* was described by L. Arunkumar, M. Thoibi & E. Jajo based on a Holotype collected from Mahanadi River, near Sonepur, Subarnapur District, Odisha, India and five Paratypes collected from Taret-lok (24°86' N & 94°50' E, 101.1 mm SL, 111.7 mm TL) at Lunbung, Kamjong District, Manipur, India. Type deposited at Manipur University Museum of Natural History (NH/MUM), Canchipur, Manipur. The species is named after the Kamjong District of Manipur from where it was collected



Barilius kamjongensis Arunkumar et al., 2023

Genus: *Garra* Hamilton, 1822

***Garra chingaiensis* Abonmai, Linthoingambi Ngangbam, Thoidingjam & Singh, Rec. zool. Surv. India, 123(i2S):13-24, 2023. DOI:10.26515/rzsi/v123/i2S/2023/1724952023**

The species *Garra chingaiensis* was described by Thonbamliu Abonmai, Linthoingambi Irengbam, Catherine Ngangbam, Kalpana Thoidingjam and Kh. Rajmani Singh based on a Holotype and five Paratypes collected from Chalou River, Chingai Village (Chindwin basin), (2586.05 31° N, 9453.45 49° E), Ukhul district, Manipur, India. The type specimens have been deposited in Freshwater Fish Section, Zoological Survey of India, Kolkata. The species is named after its type locality, Chingai village.



Garra chingaiensis Abonmai et al., 2023

***Garra irangensis* Premananda & Singh, *Fishes of Northern Manipur*, pp:81-90, 2023**

The species *Garra irangensis* was described by Nongthombam Premananda and Laishram Kosygin based on a Holotype and one Paratype collected from Irang River at Chalva ((25°06'40.31"N, 93°47'37.2"E.), Senapati district, Manipur, India. The type specimens have been deposited in ZSI-FF. The new species is named after the Type locality.



Garra irangensis Premananda & Singh, 2023

***Garra laishrami*, Surachita, Roy Chowdhury & Palita, *Ichthyological Exploration of Freshwaters*, 1179:1-9,2023**

The species *Garra laishrami*, was described by Supriya Surachita, Basudhara Roy Chowdhury and Sharat Kumar Palita based on a Holotype and one Paratype collected from Odisha: Godavari River drainage, Kolab River at Ghatguda near Sunabeda Town, 18°48'33" N 82°49'21" E, Koraput District, Odisha, India. The type specimens have been deposited in ZSI, Kolkata. The species was named after Dr Laishram Kosygin of the ZSI to honour his remarkable contributions to understanding the taxonomy of Indian freshwater fishes.



Garra laishrami, Surachita et al., 2023

***Garra lungongza* Catherine & Linthoingamb, *Rec. zool. Surv. India*, 123(i2S): 01-12, 2023, DOI:10.26515/rzsi/v123/i2S/2023/172494**

The species *Garra lungongza* was described by Ng. Catherine and I. Linthoingambi based on a Holotype and five Paratypes collected from Dei-thung Shumang River (26°20'32.1 "N 94°53'37.6"E), Sangsangyu village, Tuensang district, Nagaland, India. The type specimens have been deposited in Freshwater Fish Section, Zoological Survey of India, Kolkata. The species is named after its local name Lungongza.



Garra lungongza Catherine & Linthoingamb, 2023

***Garra tezuensis* Thoidingjam, Ngangbam, Irengbam & Singh, Rec. zool. Surv. India, 123(iS2):601-612, 2023, DOI:10.26515/rzsi/v123/iS2/2023/1725502023**

The species *Garra tezuensis* was described by Kalpana Thoidingjam, Catherine Ngangbam, Linthoingambi Irengbam and Kh. Rajmani Singh based on a Holotype and nine Paratypes collected from Tezu (Brahmaputra Basin) (27°91'58.66" N 96°17'38.98" E), L, Lohit River, Lohit District, Arunachal Pradesh, India. The type specimens have been deposited in Freshwater Fish Section, Zoological Survey of India, Kolkata. The species is named after its type locality, Tezu, Lohit District, Arunachal Pradesh, India.



Garra tezuensis Thoidingjam et al., 2023

Family: ERETHISTIDAE

Genus: *Pseudolaguvia* Misra, 1976

***Pseudolaguvia permaris* Vijayakrishnan, Praveenraj & Mishra, Zootaxa, 5297 (2):271-281, 2023**

The species *Pseudolaguvia permaris* was described by Balaji Vijayakrishnan, Jayasimhan Praveenraj and Abhisek Mishra based on a Holotype and six Paratypes collected from Khordha district, Bhubaneswar, Kuakhai River, a tributary of the Mahanadi River; (20°20'26.865" N; 85°52'10.64" E; 23m asl), Odisha, India. Type specimens have been deposited in ZSI/EBRC. The specific name is the Latin adjective 'per maris', meaning 'by the sea'. This name is used in reference to the proximity of the type locality to the Bay of Bengal (~50 kms).



Pseudolaguvia permaris Vijayakrishnan et al., 2023

Family: MURAENIDAE

Genus: *Gymnothorax* Bloch, 1795

***Gymnothorax tamilnaduensis*
Kodeeswaran, Kantharajan,
Mohapatra, Ajith Kumar & Sarkar,
Zoosystematics and Evolution, 99 (1):
253-260, 2023**

The species *Gymnothorax tamilnaduensis* was described by Paramasivam Kodeeswaran, Ganesan Kantharajan, Anil Mohapatra, T. T. Ajith Kumar and Uttam Kumar Sarkar based on a Holotype and three Paratypes collected from trawl landings at Mudasalodai fish landing centre (11°29'N, 79°46'E), off Cuddalore coast, Bay of Bengal, India. The type specimens have been deposited in ICAR-NBFGR/MURGTAM. The species is named "*tamilnaduensis*" with reference to the state Tamil Nadu from where it was collected.



Gymnothorax tamilnaduensis Kodeeswaran et al., 2023

Family: NOTACANTHIDAE

Genus: *Notocanthus* Bloch, 1795

***Notocanthus laccadiviensis* Konhamkakkada, Kinattumkara, Raghavan
& Sivanpillai, *Journal of Fish Biology*, 103(1):113-117, 2023, doi:10.1111/
jfb.15408**

The species *Notocanthus laccadiviensis* was described by Idreesbabu Konhamkakkada, Bineesh Kinattumkara, Rajeev Raghavan, Sureshkumar Sivanpillai Sarkar based on a Holotype and two Paratypes collected from Reef slope off Kavaratti (10°33.8320N, 72°39.0670E, 350m depth) Lakshadweep Archipelago, India. The type specimens have been deposited in MTRLDST, Union Territory of Lakshadweep, Kavaratti, India. The species name "*laccadiviensis*" is derived from Laccadives (=Lakshadweep), an archipelago of islands in the Laccadive Sea (Central Indian Ocean), off the coast of southwestern India.



Notocanthus laccadiviensis Konhamkakkada et al., 2023

Family: OPHICHTHIDAE

Genus: *Cirrhimuraena* Kaup, 1856

***Cirrhimuraena odishaensis* Mohanty, Behera, Patro & Mohapatra, Zootaxa, 5315 (6):575–583, 2023**

The species *Cirrhimuraena odishaensis* was described by Swarup Ranjan Mohanty, Rajesh Kumar Behera, Shesdev Patro & Anil Mohapatra based on a Holotype collected from Mahanadi River, near Sonapur, Subarnapur District, Odisha, India and several Paratypes collected from different localities of Mahanadi River, Odisha, India. The type specimens have been deposited in ZSI-EBRC. The species is named *Cirrhimuraena odishaensis* based on the collection site “Odisha”, a state of India.



Cirrhimuraena odishaensis Mohanty et al., 2023

Genus: *Muraenichthys* Bleeker, 1853

***Muraenichthys hibinoi* Mohapatra, Behera, Ray, Acharya, Mohanti & Mishra, Bull.Mar.Sci. 99(4):527–537, 2023**

The species *Muraenichthys hibinoi* was described by Anil Mohapatra, Rajesh Kumar Behera, Dipanjan Ray, Smrutirekha Acharya, Swarup Ranjan Mohanty, Subhrendu Sekhar Mishra based on a Holotype and one Paratype collected from Shankarpur fishing harbor, West Bengal, India. The type specimens have been deposited in ZSI-EBRC. The new species is named in honor of Yusuke Hibino, Kitakyushu Museum of Natural History and Human History, Japan, for his distinguished contribution to Anguilliformes taxonomy, particularly ophichthid eels.



Muraenichthys hibinoi Mohapatra et al., 2023

Genus: *Ophichthus* Ahl, 1789

***Ophichthus naevius* Kodeeswaran, Kathirvelpandian, paratri Mohapatra, Pillai Kumar & Sarkar, Journal of Fish Biology, 2023, DOI:10.1111/jfb.15617**

The species *Ophichthus naevius* was described by Paramasivam Kodeeswaran, Ayyathurai Kathirvelpandian, Anil Mohapatra, Thipramalai Thangappan Pillai Ajith Kumar and Uttam Kumar Sarkar based on a Holotype and four Paratypes collected from the trawl landings at Mudasalodai fish landing center, off Cuddalore coast, Bay of Bengal (11° 29'N; 79° 46'E, depth around 25–30 m). Type specimens have been deposited in ICAR-NBFGR. The species epithet is obtained from Latin, *naevius*—having moles or spots, referring to numerous dark spots on the dorsal surface of the body.



Ophichthus naevius Kodeeswaran et al., 2023

***Ophichthus nigroventralis* Kodeeswaran, Mohapatra, Pillai & Kumar, *Ichthyological Research*, 2023, <https://doi.org/10.1007/s10228-023-00927-z>**

The species *Ophichthus nigroventralis* was described by Paramasivam Kodeeswaran, Anil Mohapatra · Thipramalai Thangappan Pillai and Ajith Kumar based on a Holotype and four Paratypes collected from Kalamukku Fish ing Harbour (9°59'02"N, 76°14'08"E, 400 m asl), off Kerala coast, Arabian Sea,. The type specimens have been deposited in ICAR-NBFGR. The species name "*nigroventralis*" is derived from Latin, niger (adjective meaning black) + venter (noun meaning abdomen) + -alis (Latin adjectival suffix), referring numerous black dots on the abdomen.



Ophichthus nigroventralis Kodeeswaran et al., 2023

Genus: *Pisodonophis* Kaup, 1856

***Pisodonophis kalinga* Mohanty, Behera, Acharya, Patnaik, Ray, Seth, Patro, Mishra & Mohapatra, *Marine Biodiversity*, 2023, <https://doi.org/10.1007/s12526-023-01339-y2023>**

The species *Pisodonophis kalinga* was described by Swarup Ranjan Mohanty, Rajesh Kumar Behera, Smrutirekha Acharya, Lipika Patnaik, Dipanjan Ray, Jaya Kishor Seth, Shesdev Patro, Subhrendu S. Mishra and Anil Mohapatra based on a Holotype and two Paratypes collected from Palur canal (19° 28' 14.48' N, 85° 8' 24.21' E), Odisha, India and another two Paratypes collected from Chilika lagoon (19° 28' 30.91' N, 85° 7' 41.24' E), Odisha, India. The type specimens have been deposited in ZSI-EBRC. The species is named after the historical name of Odisha state (i.e., Kalinga, a noun).



Pisodonophis kalinga Mohanty et al., 2023

Family: OXUDERCIDAE

Genus: *Awaous* Valenciennes, 1837

***Awaous motla* Seth, Roy, Sura, Puvala, Mishra & Mohapatra, *Journal of Fish Biology*, pp1-6, 2023, DOI:10.1111/jfb.15598**

The species *Awaous motla* was described by Jaya Kishor Seth, Sanmitra Roy, Sameer Sura, Dilraj Puvala, Subhrendu Sekhar Mishra and Anil Mohapatra based on a Holotype collected from Palur canal (19.47068889°, 85.14005833°), Odisha, India and one Paratype collected from Talasari Fish Landing Centre (21.60361111°, 87.46027778°), Odisha, India. The type specimens have been deposited in ZSI-EBRC. The species is named *motla* after the local name of this species from where the specimens were collected.



Awaous motla Seth et al., 2023

Family: SISORIDAE

Genus: *Glyptothorax* Blyth, 1860

***Glyptothorax heokhee* Singh, Roy Chowdhury, Gurumayum & Kosygin, *Zootaxa*, 5383(1):75-82, 2023**

The species *Glyptothorax heokhee* was described by Pratima Singh, Basudhara Roy Chowdhury, Shantabala Devi Gurumayum and Laishram Kosygin based on a Holotype and Four Paratypes collected from East Siang District: Siku stream near Mebo (28°09'14" N, 95°22'47" E.), Senapati district, Arunachal Pradesh, India. The type specimens have been deposited in Zoological Survey of India, Arunachal Pradesh Regional Centre, Itanagar, Arunachal Pradesh, India. The species is named after Heok Hee Ng of the Lee Kong Chian Natural History Museum, National University of Singapore (NUS), honouring his valuable contributions to the taxonomy and systematics of Asian catfishes.



Glyptothorax heokhee Singh et al., 2023

Glyptothorax lairamkhullensis Devi, Linthoingambi & Singh *Rec. zool. Surv. India*, 123(i2S):25-36, 2023

The species *Glyptothorax lairamkhullensis* was described by Kongbrailatpam Babyrani Devi, I. Linthoingambi and Kh. Rajmani Singh based on a Holotype and six Paratypes collected from Taretlok River at Lairam Khullen, Kasom Khullen, (24°38' N 16°94' E, 1822 ft above sea level), Kamjong District, Manipur, India. The type specimens have been deposited in ZSI-K. The new species is named after the Lairam Khullen Village where the type series was collected from.



Glyptothorax lairamkhullensis Devi et al., 2023

Glyptothorax motbunensis Premananda & Singh, *Fishes of Northern Manipur*, pp:168-176, 2023



Glyptothorax motbunensis Premananda & Singh, 2023

The species *Glyptothorax motbunensis* was described by Nongthombam Premananda and Laishram Kosygin based on a Holotype and one Paratype collected from Imphal River at Motbung (25°00'10.74" N, 93°54'45.43" E.), Senapati district, Manipur, India. The type specimens have been deposited in ZSI fresh water fish division. The new species is named after the Type locality.

Glyptothorax primusplicae Shangningam & Kosygin, *Journal of Natural History*, 57(33-36):1598-1609, 2023

The species *Glyptothorax primusplicae* was described by Bungdon Shangningam & Laishram Kosygin based on a Holotype and one Paratype collected from Pamtujang River below Mombi village, Chindwin basin, (24.12555556°N, 93.88444444°E) Shangningam, Chandel District, Manipur, India. The type specimens have been deposited in Zoological Survey of India, Kolkata, India. The Latin adjective *primus* means 'first'. The species epithet *primusplicae* is derived from Latin in allusion to the first species having plicae on the ventral surfaces of paired fins in the Chindwin-Irrawaddy River drainage.



Glyptothorax primusplicae Shangningam & Kosygin, 2023

***Glyptothorax siangensis*, Singh, Kosygin, Rath & Gurumayum, *Journal of Ichthyology*, 2023, DOI:10.1134/S0032945223060152**

The species *Glyptothorax siangensis* was described by P. Singh, L. Kosygin, S. Rath, and S. D. Gurumayum based on a Holotype and one Paratype collected from Upper Siang District, Siang River near Yingkiong (Brahmaputra River drainage), (28°9' N, 95°00' E), Arunachal Pradesh, India. Whereas 3 Paratypes collected from Upper Siang District, Yameng river, near Dalbung village, (28°32' N, 95°10' E), Arunachal Pradesh, India. The type specimens have been deposited in Zoological Survey of India, Kolkata, India. The species is named after its type locality, Siang River, Arunachal Pradesh.



Glyptothorax siangensis, Singh et al., 2023

***Glyptothorax viridis* Shangningam & Kosygin, *Zootaxa*, 5315 (1):083–093, 2023**

The species *Glyptothorax viridis* was described by Bungdon Shangningam & Laishram Kosygin based on a Holotype and four Paratypes collected from Dujang River at Dutuwl below Khubung Khullen, a tributary of the Chakpi River, Chindwin basin, (24°07'32.39" N 93°53'04.49" E), Chandel District, Manipur, India. The type specimens have been deposited in Zoological Survey of India, Kolkata, India. The species name 'viridis' is derived from Latin meaning green, alluding to the color pattern of live individuals.



Glyptothorax viridis Shangningam & Kosygin, 2023

Genus: *Neolissochilus* Rainboth, 1985

***Neolissochilus pnar* Dahanukar, Sundar, Rangad, Proudlove & Raghavan, *Vertebrate Zoology*, 73: 141–152, 2023, DOI:10.3897/vz.73. e101011**

The species *Neolissochilus pnar* was described by Neelesh Dahanukar, Remya L. Sundar, Duwaki Rangad, Graham Proudlove and Rajeev Raghavan based on a Holotype and two Paratypes collected from Krem Chympe cave, Meghalaya, India. The type specimens have been deposited in KUFOS, Kochi, India. The species name *pnar*, honours the 'pnar', the sub-tribal group of the Khasi people in the state of Meghalaya, India



Neolissochilus pnar Dahanukar et al., 2023

Family: TRIGLIDAE

Genus: *Pterygotrigla* Waite, 1899

***Pterygotrigla intermedica* Roy, Ray, Mishra, Mishra & Mohapatra, *Thalassas*, 2023, <https://doi.org/10.1007/s41208-023-00596-9>**

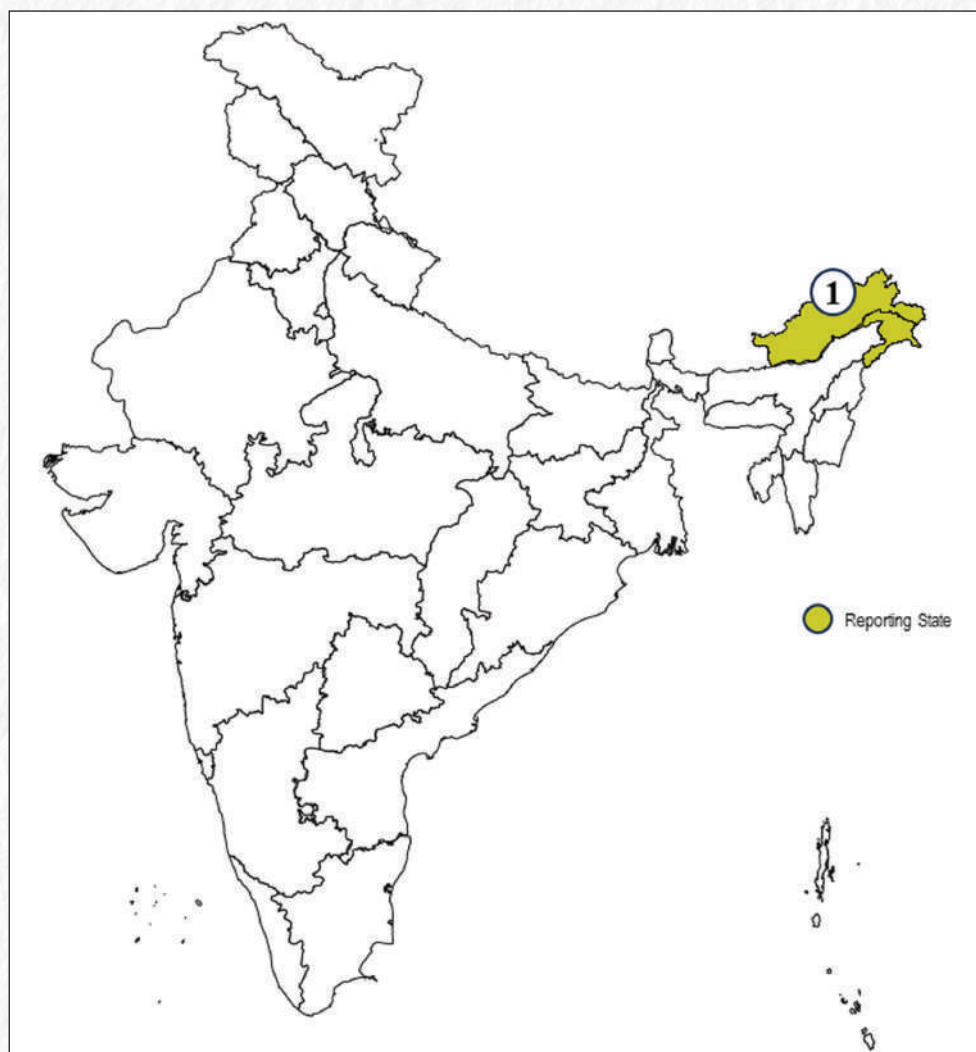
The species *Pterygotrigla intermedica* was described by Sanmitra Roy, Dipanjan Ray, Ankita Mishra, Subhrendu Sekhar Mishra and Anil Mohapatra based on a Holotype and 23 Paratypes collected from the Digha Mohana fishing harbor (21°0'30.13"N, 88°7'2.64"E), West Bengal, India, type specimens have been deposited in ZSI-EBRC. The species is named "*intermedica*" as it has characters quite intermediate to its congener species.



Pterygotrigla intermedica Roy et al., 2023

3.5

MOLLUSCA



The blue revolution of India not only restricted to finfish fishery but shell fishery also occupies a significant position in the Indian economy by foreign trade as well as domestic consumption of the resources. Molluscs are used by human being for a variety of purposes and are also of considerable indirect benefits because of their role in food chains and their contribution to secondary production. Throughout India there is an enormous food fishery, especially for gastropods, bivalves and cephalopods, amounting millions of tonnes annually. This year one new species of Mollusca has been described from Arunachal Pradesh.

Class: Gastropoda

Family: ALYCAEUS BAIRD, 1850

Genus: *Alycaeus* Baird, 1850

***Alycaeus himalayae* Aravind & Gergely, *Acta Zoologica Academiae Scientiarum Hungaricae*, 69(4):353–363, 2023**

The species *Alycaeus himalayae* was described by Neelavar Ananthram Aravind and Barna Páll-Gergely based on a Holotype and one Paratype collected from Yemsing (28.136632°N, 95.012876°E, 514 m a.s.l.,) East Siang District, Arunachal Pradesh, India. The type specimens have been deposited in Zoological Survey of India, Southern Regional Centre, Chennai, India). The specific epithet *himalayae* refers to the Himalayan distribution of this species, which is a surprise as all other known *Alycaeus* so far reported from southeast Asia.



Alycaeus himalayae Aravind & Gergely, 2023

3.5

DIPLOPODA



The term Diplopoda comes from Greek (Diplo=double) and (podos = foot) and each body segment is formed by the fusion of two originally separate somites, though all the body segments are not always diplosegmented. The name millipede also formed from the latin (mille=thousand) and (pede=foot), but no millipede has 1000 legs although some rare species has up to 750 and common species have between 36 and 400 legs. Millipedes are slow moving detritivorous animals eating decaying leaves and dead plant matter, helping for converting decaying plant material to manure and sometimes act as minor garden pests especially in greenhouses where they can cause damage to emergent seedlings. Economically the millipedes are important both as friend and foe. A good number of millipedes are found in the agricultural fields, where they help us in soil aeration as well as humification of the soil. The millipedes play a prominent role in the terrestrial ecosystems and can be called as “Macrodegraders”. They facilitate microbial decomposition and enhancement of soil nutrient cycles. This year two new species of Diplopoda have been described from the state of West Bengal.

Order: POLYDESMIDA

Family: PARADOXOSOMATIDAE

Genus: *Manikidesmus* Bhakat, 2023 **NEW GENUS**

***Manikidesmus suriensis* Bhakat,
Journal of Entomology and Zoology
Studies, 11(3): 142-147, 2023**

The genus *Manikidesmus* and species *suriensis* was described by Somnath Bhakat based on a Holotype and eleven Paratypes collected from Lalkuthipara, Suri (87°32'00"E, 23°55'00"N), Birbhum district, West Bengal, India. The type specimens have been deposited in Zoological Museum, Rampurhat College, Rampurhat, West Bengal, India. The species "*suriensis*" is derived from the name "*suri*", type locality of the species.



Manikidesmus suriensis Bhakat, 2023

Order: SPIROSTREPTIDA

Family: HARPAGOPHORIDAE

Genus: *Carlogonus* Demange, 1961



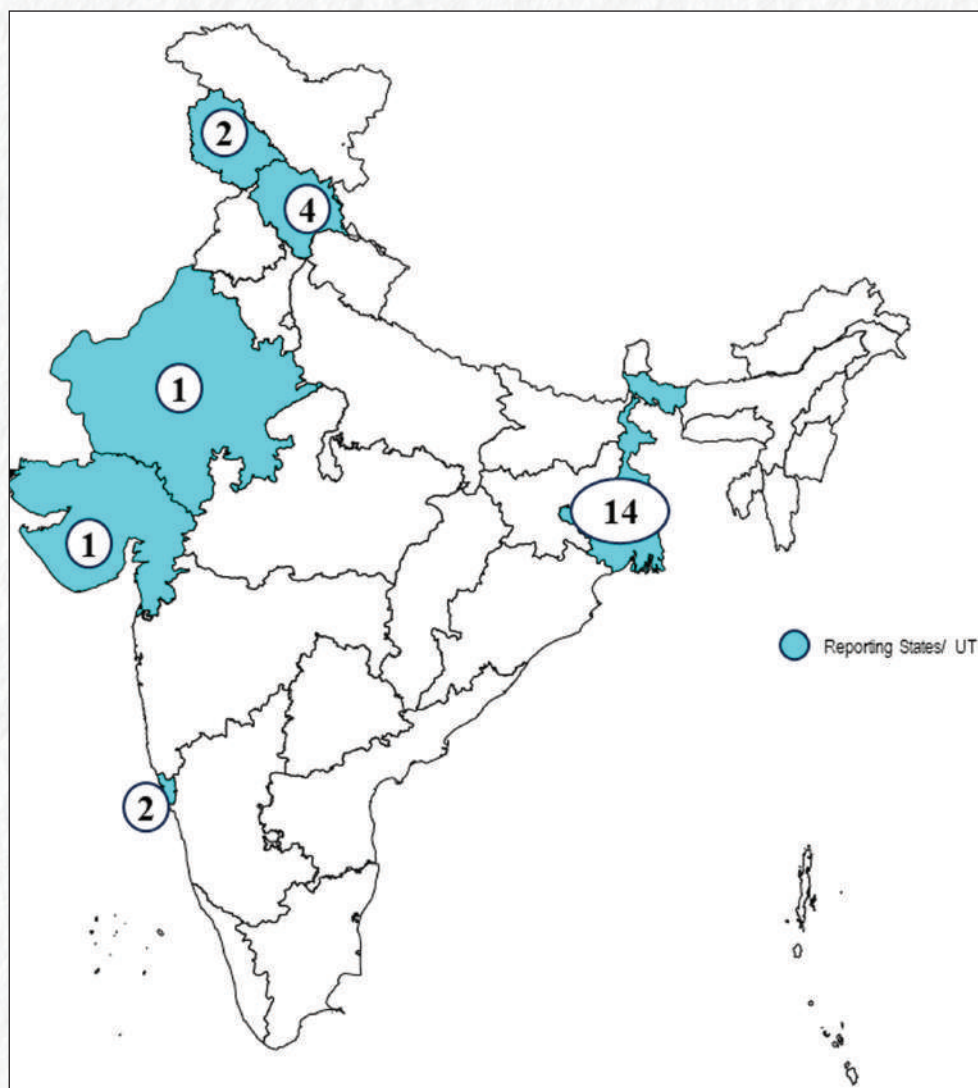
Carlogonus bengalensis Bhakat, 2023

***Carlogonus bengalensis* Bhakat,
Journal of Entomology and Zoology
Studies, 11(3): 111-115 2023**

The species *Carlogonus bengalensis* was described by Somnath Bhakat based on a Holotype and two Paratypes collected from Suri (87°32'00"E, 23°55'00"N), Birbhum district, West Bengal, India. The type specimens have been deposited in Zoological Museum, Rampurhat College, Rampurhat, West Bengal, India. The specific epithet refers to the name of the state "Bengal" (West Bengal) from where the new species belongs.

3.6.1

DIPTERA



The Dipteran fauna popularly known as flies is a group of insects with two wings and two halteres. Their extensive range of ecosystem services, derivation and distributional diversification have altogether made this dipteran flies essential part of any global ecosystem. The economic importance of the group is immense from being Predators and parasitoids of other insects, assisting in pest management to nutrient cycling, from soil turnover, forensic investigators, decomposition of biological by-products to blossoming of plants, this group of true flies has contributed towards significant economic and aesthetic benefits as well as cultural values to human society. A total of 24 new species of Diptera have been described this year from India from the following states: West Bengal (14), Himachal Pradesh (4), Goa (2), Jammu & Kashmir (2) and one species each from Gujarat and Rajasthan.

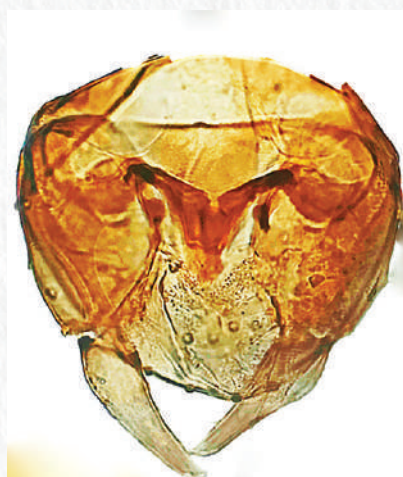
Family: CERATOPOGONIDAE
Genus: *Dasyhelea* Kieffer, 1911a

***Dasyhelea (Sebessia) incisura* Brahma, Chatterjee & Hazra, *Evolutionary Systematics*, 7:51–66, 2023**

The species *Dasyhelea (Sebessia) incisura* was described by Shubhranil Brahma, Somnath Chatterjee and Niladri Hazra based on a Holotype collected from Krishnanagar [23°24'04.1"N, 88°28'48.9"E], Nadia, West Bengal, India. The type specimens currently retained at BUENTD (Burdwan University Entomology Division), Burdwan, India. The species name "*incisura*" derived from Latinised version of notch, referring to presence of prominent notch on inner side at three fourth length from the base of gonostylus in male genitalia.



Dasyhelea (Sebessia) incisura Brahma et al., 2023



Dasyhelea (Sebessia) falxa Brahma et al., 2023

***Dasyhelea (Sebessia) falxa* Brahma, Chatterjee & Hazra, *Evolutionary Systematics*, 7:51–66, 2023**

The species *Dasyhelea (Sebessia) falxa* was described by Shubhranil Brahma, Somnath Chatterjee and Niladri Hazra based on a Holotype and one Pratype collected from Dayapur [22°07'25.0"N, 88°50'46.5"E], South 24 Parganas, West Bengal, India. The type specimens currently retained at BUENTD (Burdwan University Entomology Division), Burdwan, India. The species name "*falxa*" derived from Latinised version of sickle, referring to the sickle-shaped basal arms of the parameres of male genitalia.

***Dasyhelea (Sebessia) folia* Brahma, Chatterjee & Hazra, *Evolutionary Systematics*, 7:51–66, 2023**

The species *Dasyhelea (Sebessia) folia* was described by Shubhranil Brahma, Somnath Chatterjee and Niladri Hazra based on a Holotype collected from Pakhiralaya [22°08'13.0"N, 88°49'45.1"E], South 24 Parganas, West Bengal, India. The type specimens currently retained at BUENTD (Burdwan University Entomology Division), Burdwan, India. The species name, "*folia*" derived from Latinised version of leaf, referring to somewhat leaf shaped basal arms of parameres of male genitalia.



Dasyhelea (Sebessia) folia Brahma et al., 2023

***Dasyhelea (Sebessia) trigona* Brahma, Chatterjee & Hazra, *Evolutionary Systematics*, 7:51–66, 2023**

The species *Dasyhelea (Sebessia) trigona* was described by Shubhranil Brahma, Somnath Chatterjee and Niladri Hazra based on a Holotype collected from Boidhora [24°14'59.4"N, 87°44'20.2"E] Birbhum, West Bengal, India and one Paratype collected from Bali Island [22°05'19.6"N, 88°45'25.7"E], South 24 Parganas, West Bengal, India. The type specimens currently retained at BUENTD (Burdwan University Entomology Division), Burdwan, India. The species name "*trigona*" derived from Latinised version of triangle, referring to triangular ventral region of the basal arm of the aedeagus of male genitalia.



Dasyhelea (Sebessia) trigona Brahma et al., 2023



Dasyhelea (Sebessia) quasifulcillata Brahma et al., 2023

***Dasyhelea (Sebessia) quasifulcillata* Brahma, Chatterjee & Hazra, *Evolutionary Systematics*, 7:51–66, 2023**

The species *Dasyhelea (Sebessia) quasifulcillata* was described by Shubhranil Brahma, Somnath Chatterjee and Niladri Hazra based on a Holotype and two Paratypes collected from Burdwan [23°15'03.8"N, 87°50'45.1"E], Purba Bardhaman West Bengal, India and two Paratypes collected from Narayanpur [24°14'40.6"N, 87°41'30.7"E], Birbhum, West Bengal, India. The type specimens currently retained at BUENTD (Burdwan University Entomology Division), Burdwan, India. The species name "*quasifulcillata*" refers to its close similarity with allied species, *D. (Dasyhelea) fulcillata* Yu, 2005.

Genus: *Forcipomyia* Meigen, 1818

***Forcipomyia (Lepidohelea) biharinathensis* Pal, Chatterjee & Hazra, *Biologia*, 79: 449–455, 2023**

The species *Forcipomyia (Lepidohelea) biharinathensis* as described by Gouri Sankar Pal, Somnath Chatterjee and Niladri Hazra based on a Holotype and five Paratypes collected from, Biharinath Hill (23.580490° N, 86.948445° E), Saltora, Bankura, West Bengal, India. The type specimens retained in Departments of Zoology, The University of Burdwan. The specific name of new species "*biharinathensis*" is based on its type locality.



Forcipomyia (Lepidohelea) biharinathensis Pal et al., 2023



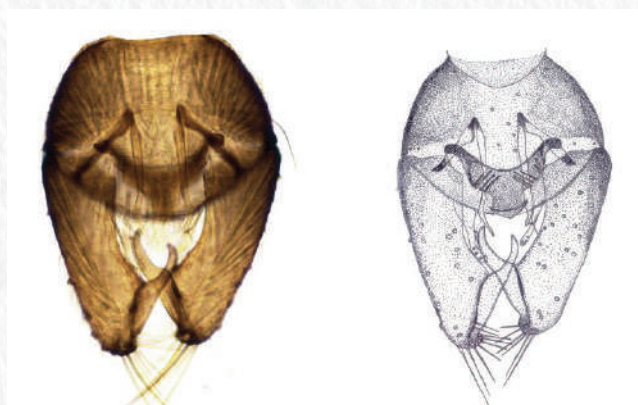
Forcipomyia (Lepidohelea) buccina Pal et al., 2023

***Forcipomyia (Lepidohelea) buccina*
Pal, Chatterjee & Hazra, *Biologia*, 79:
449–455, 2023**

The species *Forcipomyia (Lepidohelea) buccina* as described by Gouri Sankar Pal, Somnath Chatterjee and Niladri Hazra based on a Holotype and eight Paratypes collected from, Lepchakha (26.75332° N, 89.59151° E), Alipurduar, West Bengal, India. The type specimens retained in Departments of Zoology, The University of Burdwan. The specific name of new species “buccina” derives from the “pronghorn” like appearance of lateral process of the parameres.

***Forcipomyia (Forcipomyia) hispida*
Pal, Brahma & Hazra, *Evolutionary
Systematics*, 7(1):83-89, 2023**

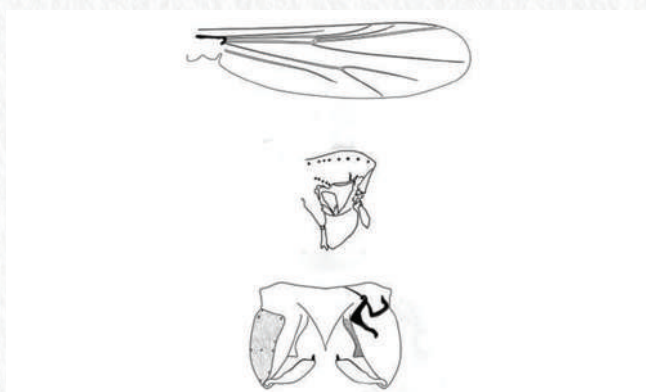
The species *Forcipomyia (Forcipomyia) hispida* as described by Gouri Sankar Pal, Shubhranil Brahma, and Niladri Hazra based on a Holotype and four Paratypes collected from Jayanti (26°41'58.56"N, 89°36'49.68"E), Alipurduar, West Bengal, India. The type specimens presently retained at the entomological collection of the Department of Zoology, The University of Burdwan (India). The species is named derived from the tuft of setae at the distal end of the gonocoxite.



Forcipomyia (Forcipomyia) hispida Pal et al., 2023

Family: CHIRONOMIDAE

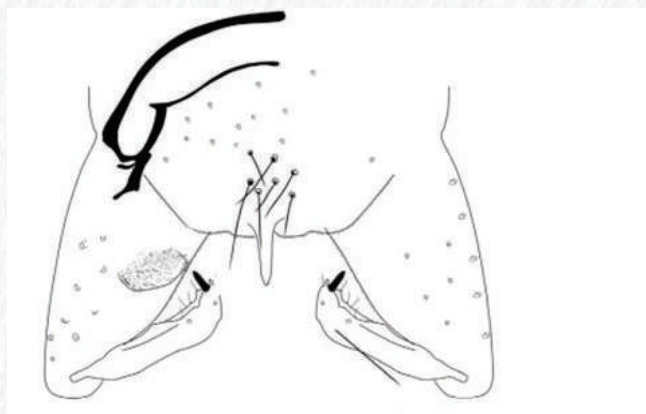
Genus: *Bryophaenocladus* Thienemann, 1934



Bryophaenocladus kolkataensis Som et al., 2023

***Bryophaenocladus kolkataensis* Som,
Mukherjee, Das & Chakraborty, *Rec.
zool. Surv. India*, 123(i2S):645-656,
2023**

The species *Bryophaenocladus kolkataensis* as described by Dipak Kumar Som, Tuhar Mukherjee, Torpita Das and Rima Chakraborty based on a Holotype and one Paratype collected from, Maulana Azad College Garden (22° 33'N, 88° 19'E, 9.14 m), Kolkata, West Bengal, India. The type specimens deposited in NZC, ZSI. The species is named after type locality.



Bryophaenocladus pollexus Som et al., 2023

***Bryophaenocladus pollexus* Som, Mukherjee, Das & Chakraborty, Rec. zool. Surv. India, 123(i2S):645-656, 2023**

The species *Bryophaenocladus pollexus* as described by Dipak Kumar Som, Tuhar Mukherjee, Torpita Das and Rima Chakraborty based on a Holotype and four Paratypes collected from, Happy Valley 27°3'N 88°15'E, 2100 m), Darjeeling, West Bengal, India. The type specimens deposited in NZC, ZSI. The species is named due to thumb like inferior volsella.

Genus: *Paracladopelma* Harnisch, 1923

***Paracladopelma clavatum* Mukherjee, Hui & Hazra, Oriental Insects, 57(4):991-1003, 2023**

The species *Paracladopelma clavatum* was described by Bindarika Mukherjee, Poulami Hui and Niladri Hazra based on a Holotype and two Paratypes collected from Burdwan [23.22°N, 87.85°E], West Bengal, India. The type specimen is currently retained in the collection of insects in the Entomology Division, Department of Zoology, The University of Burdwan, West Bengal, India. The species name '*clavatum*', refers to the apically clubbed superior volsella.



Paracladopelma clavatum Mukherjee et al., 2023



Paracladopelma ovatum Mukherjee et al., 2023

***Paracladopelma ovatum* Mukherjee, Hui & Hazra, Oriental Insects, 57(4):991-1003, 2023**

The species *Paracladopelma ovatum* was described by Bindarika Mukherjee, Poulami Hui and Niladri Hazra based on a Holotype and two Paratypes collected from Burdwan (23.22°N, 87.85°E), West Bengal, India. The type specimen is currently retained in the collection of insects in the Entomology Division, Department of Zoology, The University of Burdwan, West Bengal, India. The species name '*ovatum*', refers to the oval-shaped ventral lobe of superior volsella.

Family: DOLICHOPODIDAE
Genus: *Thinophilus* Wahlberg, 1844



Thinophilus calangutensis Grichanov, 2023

***Thinophilus calangutensis* Grichanov, Far Eastern Entomologist, 472:1-17, 2023**

The species *Thinophilus calangutensis* was described by Ya Grichanov based on a Holotype collected from Calangute, [15.54° N, 73.76° E], Goa, India. The type specimens deposited in ZMUM. The species is named after the town in the North Goa district of the Indian state of Goa, where the type was collected.

***Thinophilus maritimus* Mukherjee & Pramanik Zootaxa, 5375 (4): 478–494, 2023**

The species *Thinophilus maritimus* as described by Koustav Mukherjee, Debdeep Pramanik, Atanu Naskar and Dhriti Banerjee based on a Holotype collected from, Sagar Island, (21°37'55.45"N, 88°4'47.16"E, alt 0 m), Bay of Bengal, West Bengal, India and six Paratypes collected from Bakkhali (21°33'24.19" N, 88°16'15.40" E, alt 0 m), Bay of Bengal, West Bengal, India. The type specimens deposited in NZC-ZSI. The specific epithet derived from the Latin 'maritimus' (of the sea), as the specimens were collected along the coast of the Bay of Bengal.



Thinophilus maritimus Mukherjee & Pramanik, 2023



Thinophilus poinguinimensis Grichanov, 2023

***Thinophilus poinguinimensis* Grichanov, Far Eastern Entomologist, 472:1-17, 2023**

The species *Thinophilus poinguinimensis* as described by Ya Grichanov based on a Holotype and two Paratypes collected from Poinguinim, (14.967-6° N, 74.085-6° E), Goa, India. The type specimens deposited in ZMUM. The species is named after the village in the Indian state of Goa, near the Goa-Karnataka border, and close to the Cotigao Wildlife Sanctuary, where the type was collected.

***Thinophilus sambharensis* Grichanov, Far Eastern Entomologist, 472:1-17, 2023**

The species *Thinophilus sambharensis* as described by Ya Grichanov based on a Holotype collected from, Sambhar salt lake, (26.92° N, 75.19° E), Rajasthan India. The type specimens deposited in ZMUM. The species is named after the Sambhar Salt Lake in the Indian state of Rajasthan, near the Sambhar Lake Town, Jaipur district, where the type was collected.



Thinophilus sambharensis Grichanov, 2023

***Thinophilus somnathensis* Grichanov, *Far Eastern Entomologist*, 472:1-17, 2023**

The species *Thinophilus somnathensis* was described by Ya Grichanov based on a Holotype and two Paratypes collected from Somnath, (20.86° N, 70.41° E), Gujarat, India. The type specimens deposited in ZMUM. The species is named after the town in the Indian state of Gujarat, where the type was collected.



Thinophilus somnathensis Grichanov, 2023

Family: MUSCIDAE

Genus: *Myospila* Rondani, 1856



Myospila himalayensis Jana et al., 2023

***Myospila himalayensis* Jana, Hazari, Sinha & Wei, *Zootaxa*, 5361 (2): 252-262, 2023.**

The species *Myospila himalayensis* as described Nandan Jana, Pravas Hazari, Shuvra Kanti Sinha and Lianmeng Wei based on a Holotype and four Paratypes collected from, Bijanbari, (27°04'01.5" N, 88°11'25.6" E) Darjeeling district, West Bengal, India. The type specimens deposited in NZC, ZSI. The species is named after named after type locality.

Family: TEPHRITIDAE

Genus: *Bactrocera* Macquart, 1835

***Bactrocera (Bactrocera) prabhakari* Maneesh, Gupta & Hancock, *Zootaxa*, 5380 (6): 526-540, 2023**

The species *Bactrocera (Bactrocera) prabhakari* as described by Maneesh Pal Singh, Divender Gupta, David Lawrence Hancock, Isha Sharma and Prem Lal Sharma based on a Holotype and two Paratypes collected from, Nauni (30°51'24" N, 77°10'17" E), Solan, Himachal Pradesh, India. The type specimens deposited in HARC, ZSI. The species is named after Prof. C.S. Prabhakar (Bihar Agriculture University, Sabour, Bihar), friend of the first author, for his encouragement to study tephritids and for his valuable help in his life.



Bactrocera (Bactrocera) prabhakari Maneesh et al., 2023

***Tephritis himalayae* Manish & Korneyev, *Zootaxa*, 5375 (3):336-348, 2023**

The species *Tephritis himalayae* as described by Maneesh Pal Singh, Rakesh Daroch, Severyn V. Korneyev and Isha Sharma based on a Holotype and two Paratypes collected from, Baghi, (31°11'68"N 77°54'10"E), Narkanda, Himachal Pradesh, India. The type specimens deposited in HARC, ZSI. The species epithet derived from the name "Himalaya" (Temperate hilly region of India).




Tephritis himalayae Manish & Korneyev, 2023

Family: SARCOPHAGIDAE

Genus: *Sarcophaga* Meigen, 1826

***Sarcophaga (Lioproctia) mailansis* Kumar, Bala & Galil, *International Journal of Tropical Insect Science*, 2023, <https://doi.org/10.1007/s42690-023-01054-y>**

The species *Sarcophaga (Lioproctia) mailansis* was described by Rohit Kumar, Madhu Bala, and Fahd Mohammed Abd Al Galil based on a Holotype and eight Paratypes collected from Maila Village (32.50° N, 75.29° E; 489 m) Kathua City, Jammu and Kashmir Province, India. The type specimens deposited in Department of Zoology and Environmental Sciences, Faculty of Forensic Entomology, Punjabi University, Patiala. The name of this species is the name of the village (Maila) from where this species was collected.



Sarcophaga (Lioproctia) mailansis Kumar et al., 2023

Family: STRATIOMYIDAE

Genus: *Stratiomys* Geoffroy, 1762

***Stratiomys brunettii* Yatoo, Maqbool & Wachkoo, *European Journal of Taxonomy*, 910: 1–13, 2023**

The species *Stratiomys brunettii* as described by Suhaib Firdous Yatoo, Amir Maqbool and Aijaz Ahmad Wachkoo based on a Holotype collected from, Kongwattan Meadow; (33°36'03" N, 74°46'50" E; alt. 2346 m) Kulgam, Jammu and Kashmir, India. and five Paratypes collected from different location of Jammu and Kashmir, India. The type specimens deposited in CUZM. The species is named in memory of Enrico Adelelmo Brunetti (1862–1927), for his valuable contributions to our knowledge of the systematics of the Indian Diptera.



Stratiomys brunettii Yatoo et al., 2023

Family: SYRPHIDAE

Genus: *Eriozona* Schiner, 1860



Eriozona (Megasyrphus) pseudohimalayensis Sengupta et al., 2023

***Eriozona (Megasyrphus) pseudohimalayensis*, Sengupta, Naskar & Banerjee, Records zool. Sur. India, 411: 1-232, 2023**

The species *Volucella kinnaurensis* as described by Jayita Sengupta, Atanu Naskar and Dhriti Banerjee based on a Holotype collected from, Rakcham Valley (31°21'3"N, 78° 26'12"E, 3,410 mt), Kinnaur, Himachal Pradesh, India. The type specimens deposited in NZC, ZSI. The species resemble to great extent with *Eriozona himalayensis*, differs by the absence of brown suffusion in the wing area. Due to such close resemblance, this species has been named as *pseudohimalayensis*.

Genus: *Volucella* Geoffroy, 1762

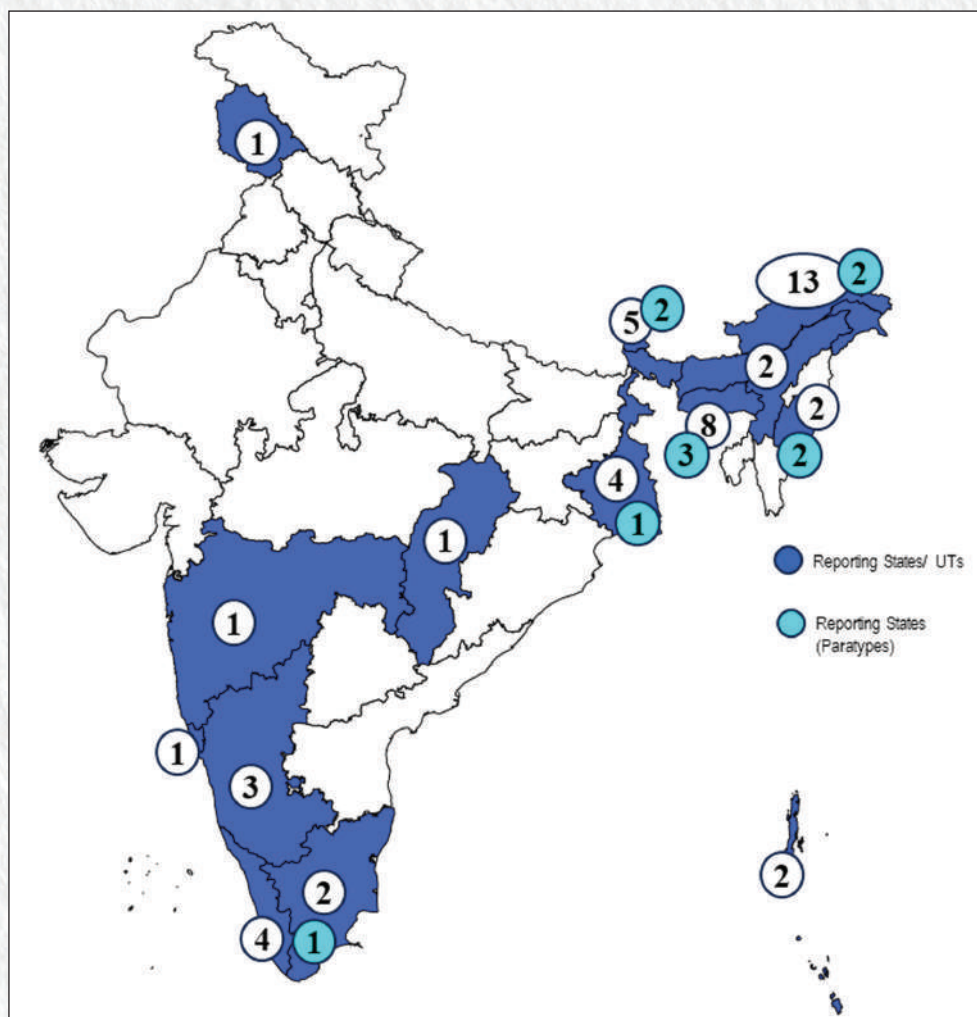
***Volucella kinnaurensis* Sengupta, Naskar & Banerjee, Records zool. Sur.India, 411: 1-232, 2023**

The species *Volucella kinnaurensis* as described by Jayita Sengupta, Atanu Naskar and Dhriti Banerjee based on a Holotype collected from, Rijing, (31° 38' 55.27" N, 78° 24' 20.72" E, 3130 m), Kinnaur, Himachal Pradesh, India. The type specimens deposited in NZC, ZSI. The species is named after its type locality.



Volucella kinnaurensis Sengupta et al., 2023

3.6.2 LEPIDOPTERA



Lepidoptera is an attractive and fascinating group of Insects in terms of species diversity and economic importance. It is one of the most widespread and widely recognizable insect orders in the world. Lepidoptera exhibit high species diversity and have significant economic impact. Many of its species are of great aesthetic value, important ecological indicators, pollinators, biological control agents, model organisms for Environmental survey, monitoring and conservation policies, useful in genetic and medical research, key constituent of different type of food chains and food webs and serious pest species of different crop plants. A total of 49 new species of Lepidoptera have been described from India this year: Arunachal Pradesh (13), Meghalaya (8), Sikkim (5), Kerala (4), West Bengal (4), Karnataka (3), Assam (2), Andaman & Nicobar Islands (2), Manipur (2), Tamil Nadu (2), Chhattisgarh (1), Goa (1), Jammu & Kashmir (1) and Maharashtra (1).

Family: FAMILY ADELIDAE

Genus: *Nemophora* Illiger & Hoffmannsegg, 1798



Nemophora angustialata Kozlov, 2023

***Nemophora angustialata* Kozlov,
Zootaxa, 5300 (1):1-81, 2023**

The species *Nemophora angustialata* was described by Mikhail V Kozlov based on a Holotype collected from Tonglu (27° 02' N, 88° 05' E, 10,000 feet); West Bengal, India, and three Paratype collected from different location of West Bengal, India. The type specimens have been deposited in NHM. The specific epithet is derived from *angustus* (Latin: narrow) and *ala* (Latin: wing) and refers to forewing shape of this species.

***Nemophora costimaculella* Kozlov,
Zootaxa, 5300 (1):1-81, 2023**

The species *Nemophora costimaculella* was described by Mikhail V Kozlov based on a Holotype collected from Khasi Hills (approx. 25 ° 35' N, 91 ° 36' E); Meghalaya, India, and several Paratype collected from different location of India and Thailand. The type specimens have been deposited in NHM. The specific epithet is derived from *costa* (Latin: rib, side) and *macula* (Latin: spot) and refers to characteristic traits of forewing pattern.



Nemophora costimaculella Kozlov, 2023



Nemophora ferruginea Kozlov, 2023

***Nemophora ferruginea* Kozlov,
Zootaxa, 5300 (1):1-81, 2023**

The species *Nemophora ferruginea* was described by Mikhail V. Kozlov based on a Holotype collected from Cherrapunji (25 ° 16' N, 91 ° 42' E), Meghalaya, India. The type specimens have been deposited in NHM. The specific epithet is derived from *ferrugineus* (Latin: rust coloured) and refers to a forewing coloration of this species.



Nemophora fletcherella Kozlov, 2023

***Nemophora fletcherella* Kozlov, *Zootaxa*, 5300 (1):1-81, 2023**

The species *Nemophora fletcherella* was described by Mikhail V. Kozlov based on a Holotype collected from Ooty (11 ° 25' N, 76 ° 42' E, 7500 feet); Nilgiri district, Tamil Nadu, India. The type specimens have been deposited in NHM. The species is named after the collector, Thomas Bainbrigge Fletcher (1878–1950), an English lepidopterologist who served as Imperial entomologist in India.

***Nemophora fuscomaculella* Kozlov, *Zootaxa*, 5300 (1):1-81, 2023**

The species *Nemophora fuscomaculella* was described by Mikhail V. Kozlov based on a Holotype collected from Cherrapunji (25°16' N, 91°42' E), Meghalaya, India and different Paratypes collected from different location Manipur, Meghalaya, Sikkim & Nepal. The type specimens have been deposited in BMNH. The specific epithet is derived from fuscus (Latin: dark) and macula (Latin: spot) and refers to a characteristic trait of forewing pattern.



Nemophora fuscomaculella Kozlov, 2023

***Nemophora kashmirella* Kozlov, *Zootaxa*, 5300 (1):1-81, 2023**

The species *Nemophora kashmirella* was described by Mikhail V Kozlov based on a Holotype collected from Jammu and Kashmir, India. The type specimens have been deposited in BMNH. The species is named after the type locality (Kashmir).



Nemophora kashmirella Kozlov, 2023

***Nemophora manipurella* Kozlov, *Zootaxa*, 5300 (1):1-81, 2023**

The species *Nemophora manipurella* was described by Mikhail V. Kozlov based on a Holotype collected from Mao (25°30'N, 94°08'E, 5000-7000 ft.), Manipur, India. The type specimens have been deposited in BMNH. The species is named after the type locality.



Nemophora manipurella Kozlov, 2023




Nemophora nitidulella Kozlov, 2023

Nemophora nitidulella Kozlov, *Zootaxa*, 5300 (1):1-81, 2023

The species *Nemophora nitidulella* was described by Mikhail V. Kozlov based on a Holotype collected from Margherita (27°17'N, 95°40'E) Assam, India. Several paratypes collected from different location of Assam, Meghalaya and Nepal. The type specimens have been deposited in BMNH. The specific epithet is derived from *nitidus* (Latin: bright, shining) and refers to bright forewing colour of this species.

Nemophora ornamentella Kozlov, *Zootaxa*, 5300 (1):1-81, 2023

The species *Nemophora ornamentella* was described by Mikhail V. Kozlov based on a Holotype collected from Khasi Hills (approx. 25°35'N, 91°36'E) Meghalaya, India and one Paratype collected from Khasias hills, India. The type specimens have been deposited in BMNH. The specific epithet is derived from *ornamentum* (Latin: dress, ornament, decoration) and refers to a colourful appearance of this species.



Nemophora ornamentella Kozlov, 2023



Nemophora phryganeella Kozlov, 2023

Nemophora phryganeella Kozlov, *Zootaxa*, 5300 (1):1-81, 2023

The species *Nemophora phryganeella* was described by Mikhail V. Kozlov based on a Holotype collected from Port Blair (11° 40' N, 92° 44' E), Andaman Island, India. The type specimens have been deposited in BMNH. The specific epithet reflects a resemblance of this moth to a tiny caddis-fly.

Nemophora tenuitella Kozlov, *Zootaxa*, 5300 (1):1-81, 2023

The species *Nemophora tenuitella* was described by Mikhail V. Kozlov based on a Holotype collected from Darjeeling (27°02' N, 88°16' E), West Bengal, India and one Paratype collected from Khasi Hills, Meghalaya, India. The type specimens have been deposited in MNHN. The specific epithet is derived from *tenuis* (Latin: delicate, little, slender, fine) and refers to narrow forewing with well-elaborated pattern.



Nemophora tenuitella Kozlov, 2023

Family: ARCTIINAE

Genus: *Barsaurea* Volynkin & Huang, 2019



Barsaurea apatani Singh et al., 2023

***Barsaurea apatani* Singh, Kirti & Singh, Zootaxa, 5315 (4): 349–354, 2023**

The species *Barsaurea apatani* was described by Santosh Singh, Jagbir Singh Kirti and Navneet Singh based on a Holotype collected from Ziro (27.534755N, 93.820389E, 1599 m), Arunahal Pradesh, India. The type specimens have been deposited in NZC-ZSI. The name of this species is derived from the local tribe 'Apatani' that inhabits the type locality of the species.

Family: COSSIDAE

Genus: *Neurocossus* Yakovlev, 2010

***Neurocossus albuquerquei* Yakovlev, Zoosystematica Rossica, 32(1):112–115, 2023**

The species *Neurocossus albuquerquei* was described by R.V. Yakovlev and P.B. Яковлев based on a Holotype collected from Bendurdem (15.1290°N, 74.0334°E), Goa, India. The type specimens have been deposited in ISEA. The new species is named after Afonso de Albuquerque, the first Duke of Goa.



Neurocossus albuquerquei Yakovlev, 2023

Genus: *Rugigegat* Schoorl, 1990



Rugigegat lucyvoronovae Yakovlev & Kozlov, 2023

***Rugigegat lucyvoronovae* Yakovlev & Kozlov, Ecologica Montenegrina, 70: 7–13, 2023**

The species *Rugigegat lucyvoronovae* was described by R.V. Yakovlev and Anton Kozlov based on a Holotype collected from Sikkim [Sikkim], 2200–3000 m, India. The type specimens have been deposited in ZISP. The new species named after the well-known original Russian painter Lucy Voronova. The name is dedicated to the release of the anniversary catalog which is timed to the 70th anniversary of the painter.

Genus: *Tarsozeuzera* Schoorl, 1990



Tarsozeuzera pricki Yakovlev & Hulsbosch, 2023

***Tarsozeuzera pricki* Yakovlev & Hulsbosch, *Ecologica Montenegrina*, 63: 79-85, 2023**

The species *Tarsozeuzera pricki* was described by Roman V. Yakovlev and Ramon Hulsbosch based on a Holotype and two Paratypes collected from Ramnagar (13.30677°N, 92.94105°E), North Andaman, Indien, Andaman Islands, India. The type specimens have been deposited in private collection of Ramon Hulsbosch, Echt. The new species named after Mr. Marcel Prick (Heerlen, the Netherlands) well known amateur Entomologist.

Family: EREBIDAE

Genus: *Cragandhara* Volynkin, 2023 **NEW GENUS**

***Cragandhara himalaya* Volynkin, *Ecologica Montenegrina*, 69: 84-90, 2023**

The genus *Cragandhara* and the species *Cragandhara himalaya* was described by Anton V. Volynkin based on a Holotype and one Paratype collected from Gopaldhara, Darjeeling, West Bengal, India. The type specimens have been deposited in Natural History Museum (London, United Kingdom). The specific epithet is derived from the Himalaya mountain system and refers to the occurrence of the new species in it.



Cragandhara himalaya Volynkin, 2023

***Cragandhara khasia* Volynkin, *Ecologica Montenegrina*, 69: 84-90, 2023**

The species *Cragandhara khasia* was described by Anton V. Volynkin based on a Holotype collected from Go, Khasi Hills, Meghalaya, India. The type specimens have been deposited in Natural History Museum (London, United Kingdom). The specific epithet is derived from Khasi Hills, where the new species is found.



Cragandhara khasia Volynkin, 2023

Genus: *Dentadra* Dubatolov, Volynkin, N. Singh, Joshi & Černý, 2021

***Dentadra stigmatismena* Volynkin,
Ecologica Montenegrina, 69: 135-139,
2023**

The species *Dentadra stigmatismena* was described by Anton V. Volynkin based on a Holotype and two Paratypes collected from Khasi Hills, Meghalaya, India. The type specimens have been deposited in Natural History Museum (London, United Kingdom). The specific epithet is derived from the Greek 'στιγματισμένος' meaning 'speckled' and refers to the spotted forewing of the new species.



Dentadra stigmatismena Volynkin, 2023

Genus: *Miltochrista* Hübner, [1819]



Miltochrista tsimphida Volynkin et al., 2023

***Miltochrista tsimphida* Volynkin,
Černý, Huang & Saldaitis, *Ecologica
Montenegrina*, 68:12-37, 2023**

The species *Miltochrista tsimphida* was described by Anton V. Volynkin, Karel Černý, Si-Yao Huang and Aidas Saldaitis based on a Holotype collected from Nokrek National Park (25°40'N, 91°04'E, 1150m), Garo Hills, Meghalaya, India. The type specimens have been deposited in MWM/ZSM. The specific epithet is derived from the Greek 'τσιμπιδα' meaning 'pincers' and refers to the strongly elongate and smoothly curved distal costal and saccular processes making the valvae vaguely reminiscent of pincers.

***Miltochrista kumarkaustubhi* Singh,
Kirti, Joshi & Singh, *Zootaxa*, 5315
(2): 150-160 2023**

The species *Miltochrista kumarkaustubhi* was described by Santosh Singh, Jagbir Singh Kirti, Rahul Joshi and Navneet Singh based on a Holotype collected from Ganeshgudi, Karnataka, India. The type specimens have been deposited in NZC-ZSI. The new species is named after late Mr. Kumar Kaustubh, who was young, enthusiastic, and dedicated budding moth researcher from Bihar, India.



Miltochrista kumarkaustubhi Singh et al., 2023



Miltochrista madathumala Singh et al., 2023

***Miltochrista madathumala* Singh, Kirti, Joshi & Singh, Zootaxa, 5315 (2): 150–160 2023**

The species *Miltochrista madathumala* was described by Santosh Singh, Jagbir Singh Kirti, Rahul Joshi and Navneet Singh based on a Holotype and a Paratype collected from Ranipuram, Kerala, India. The type specimens have been deposited in NZC-ZSI. The specific epithet is homonymic of Madathumala, the historical name of Ranipuram, Kerala.

***Miltochrista tenuiprocessa* Volynkin, Černý, Huang & Saldaitis Zootaxa, 5315 (2): 150–160 2023**

The species *Miltochrista tenuiprocessa* was described by Anton V Volynkin, Karel Černý, Si-Yao Huang and Aidas Saldaitis based on a Holotype collected from Vietnam and six Paratypes collected from Nambor Reserve Forest, (26°30'N, 93°55'E, 100m), Garampani, Assam along with one more Paratype collected from Kaziranga Wildlife, Pan Bari Reserve Forest, (26°45'N, 93°10'E, 100m), Assam, India. The type specimens have been deposited in WIGJ. The specific epithet is derived from the Latin words 'tenuis' meaning 'slender' and 'processus' meaning 'a process', and refers to the slender distal costal and saccular processes.



Miltochrista tenuiprocessa Volynkin et al., 2023

Genus: *Teulisna* Walker, 1862



Teulisna munnara Volynkin, 2023

***Teulisna munnara* Volynkin, Zootaxa, 5351 (3):380–388, 2023**

The species *Teulisna munnara* was described by Anton V. Volynkin based on a Holotype and one Paratype collected from Kodalar Tea Estate (10°06'N, 77°04'E, 1700m), Munnar, Kerala, India. The type specimens have been deposited in MWM/ZSM. The specific epithet is derived from the type locality situated near Munnar Town in Kerala State of India.

Teulisna thomasi Volynkin, *Ecologica Montenegrina*, 63:15-23, 2023

The species *Teulisna munnara* was described by Anton V. Volynkin based on a Holotype collected from Pemayangtse (2000m), Sikkim, India and several Paratypes collected from different location of Sikkim, India. The type specimens have been deposited in MWM/ZSM. The new species is named after the late Dr Werner Thomas, a renowned German lepidopterist.



Teulisna thomasi Volynkin, 2023

Family: EUPTEROTIDAE

Genus: *Strigognatha* Naumann & Nässig, 2023 **NEW GENUS**



Strigognatha smetaceki Naumann & Nässig, 2023

Strigognatha smetaceki Naumann & Nässig, *Nachr. entomol. Ver. Apollo*, N.F. 44 (2): 89–110, 2023

The species *Strigognatha smetaceki* was described by Stefan Naumann and Wolfgang A. Nässig based on a Holotype collected from near Moying, (28.38873° N, 94.59725° E, 550 m), Tuting Dist., Arunachal Pradesh, India and two more Paratype collected from different location of Arunachal Pradesh and China. The type specimens have been deposited in CSNB. The species is named after Peter Smetacek, Bhimtal, in recognition of his friendship and nice companionship with the senior author.

Strigognatha intensa Naumann & Nässig, *Nachr. entomol. Ver. Apollo*, N.F. 44 (2): 89–110, 2023

The species *Strigognatha intensa* was described by Stefan Naumann and Wolfgang A. Nässig based on a Holotype collected from and one Paratype collected from Mishmi Hills, 2300 m Arunachal Pradesh, India. The type specimens have been deposited in CSNB. The species is named for the intensive, relatively colourful ornamentation of the species, in comparison to the other known taxa.



Strigognatha intensa Naumann & Nässig, 2023

Family: GEOMETRIDAE

Genus: *Lophophelma* Prout, 1912



Lophophelma harmenni Irungbam, 2023

***Lophophelma harmenni* Irungbam,
Mun. Ent. Zool., 18 (2): 1324-
1327, 2023**

The species *Lophophelma harmenni* was described by Jatishwor Singh Irungbam based on a Holotype and one Paratype collected from Shirui Hills (25.12356°N 94.44078°E, 2036m), Ukhrul district, Manipur, India. The type specimens have been deposited in NZC-ZSI. The new species is dedicated to Mr. Harmenn Huidrom, Manipur, India, who has helped the authors in organizing the surveys of Lepidoptera in Shirui Hill and other parts of Manipur, India.

Genus: *Plutodes* Guenée, 1857

***Plutodes quadratus* Singh, Raha, Mallick, Kirti & Singh, Zootaxa, 5323 (4): 499-523, 2023**

The species *Plutodes quadratus* was described by Manpreet Singh, Angshuman Raha, Kaushik Mallick Jagbir Singh Kirti and Navneet Singh based on a Holotype collected from Chilpi FRH, Bhoramdeo WLS Kabirdham district, Chhattisgarh, India and one paratype collected from Lemru FRH, Korba district, Chhattisgarh, India. The type specimens have been deposited in Department of Zoology & Environmental Sciences, Punjabi University, Patiala. The new species is named on the basis of the quadrate shape of the distal patch on the forewing which distinguishes it from the similar-looking *P. transmutata* and *P. exiguifascia*.



Plutodes quadratus Singh et al., 2023

Family: GELECHIIDAE

Genus: *Pexicopia* Common, 1958

***Pexicopia tungabhadrai* Varnitha, Hanchinal, Shashank, Prabhuraj,
Bheemanna & Nidagundi, Zootaxa, 5323 (3): 424-427, 2023**

The species *Pexicopia tungabhadrai* was described by H. N. Varnitha, S. G. Hanchinal, P. R. Shashank, A. Prabhuraj, M. Bheemanna and J. M. Nidagundi based on a Holotype collected from Baidoddi (16.187050, 77.455998), Karnataka, India and several Paratypes collected from various locations in Karnataka, India. The species is named after the Tungabhadra River which flows in Karnataka, India, type locality of the species.



Pexicopia tungabhadrai Varnitha et al., 2023

Family: LIMACODIDAE
Genus: *Miresa* Walker 1855

***Miresa chandani* Katewa & Pathania, Indian Journal of Ecology, 50(1): 175-181, 2023, DOI: <https://doi.org/10.55362/IJE/2023/3874>**

The species *Miresa chandani* was described by Amit Katewa and P.C. Pathania based on a Holotype collected from Kulgi, (360mASL) Uttar Kannada, Karnataka India. The type specimens have been deposited in Department of Zoology & Environmental Sciences, Punjabi University, Patiala. The species is named as *chandani* on the basis of an academician and poet.



Miresa chandani Katewa & Pathania, 2023

Family: LYCAENIDAE
Genus: *Cigaritis* Donzel, 1847

***Cigaritis meghamalaiensis* Sadasivan & Naicker, ENTOMON, 48(4): 553-566, 2023**

The species *Cigaritis meghamalaiensis* was described by S. Ramasamy Kamaya Naicker, Sujitha Prabhakaran Chandrika, Baiju Kochunarayanan, Jebine Jose, Manoj Kripakaran, Rajkumar Chidambaram Palaniappan, Vinayan Padmanabhan Nair and Kalesh Sadasivan based on a Holotype and three Paratypes collected from Kardana Estate 91400 mt ASL, Meghamalai, Theni District, Tamil Nadu, India. The type specimens have been deposited WGRC, ZSI. The new species is named after the Meghamalai region where it was discovered.



Cigaritis meghamalaiensis Sadasivan & Naicker, 2023

Family: NOTODONTIDAE

Genus: *Honveda* Kiriakoff, 1962.



Honveda schintlmeisteri Joshi et al., 2023

***Honveda schintlmeisteri* Joshi, Ahmad & Singh, Zootaxa, 5263 (1): 148–150, 2023**

The species *Honveda schintlmeisteri* was described by Rahul Joshi, Jalil Ahmad and Navneet Singh based on a Holotype and a Paratype collected from Panhala (16°81'N 74°13'E, 750m), Maharashtra, India and another Paratype collected from Kotagiri (11°23'N 76°55'E, 900m), Nilhiri Hills, Tamil Nadu, India. The type specimens have been deposited in NZC-ZSI. The new species is named after Dr. Alexander Schintlmeister (Germany) for his contribution to the taxonomy of global Notodontidae.

Genus: *Subniganda* Kiriakoff, 1962

***Subniganda bambusoides* Mazumder, Schintlmeister, Irungbam & Chandra, Zootaxa, 5343 (4): 353–363, 2023**

The species *Subniganda bambusoides* was described by Arna Mazumder, Alexander Schintlmeister, Jatishwor Singh Irungbam and Kailash Chandra based on a Holotype and two Paratypes collected from Tiger Hill, (26.9961°N, 88.2811°E, 2500 m), Darjeeling district, West Bengal, India and five more Paratypes collected from different locality of Arunachal Pradesh, Manipur, Sikkim, West Bengal and Nepal. The type specimens have been deposited at collections of A. Schintlmeister and Museum Witt (Witt Foundation, Munich, Germany). The species is named as the adults of the new species, in resting position, mimic old yellow bamboo leaves, hence the name, '*bambusoides*' meaning bamboo-like.



Subniganda bambusoides Mazumder et al., 2023

Family: PYRALIDAE

Genus: *Coenodomus* Walsingham, 1888

***Coenodomus wangi* Ranjan, Singh & Kirti, Zootaxa, 5264 (4): 593–598, 2023**

The species *Coenodomus wangi* was described by Rahul Ranjan, Navneet Singh and Jagbir Singh Kirti based on a Holotype collected from Umtasor, Meghalaya, India. The type specimens have been deposited in NZC-ZSI. The species is named in honour of Dr. Ming-Qiang Wang (China) for his valuable contributions to the taxonomy of the genus *Coenodomus*.



Coenodomus wangi Ranjan et al., 2023

Genus: *Endotricha* Zeller, 1847



Endotricha fuscossilata Ranjan et al., 2023

***Endotricha fuscossilata* Ranjan, Singh & Kirti, Zootaxa, 5323 (1): 056–070, 2023**

The species *Endotricha fuscossilata* was described by Rahul Ranjan, Navneet Singh and Jagbir Singh Kirti based on a Holotype and a Paratype collected from Yuksom, Sikkim, India. The type specimens have been deposited in NZC-ZSI. The species epithet refers to its more fuscous appearance than the closely similar species *E. similata*, meaning “a fuscous similata”.

***Endotricha lii* Ranjan, Singh & Kirti, Zootaxa, 5323 (1): 056–070, 2023**

The species *Endotricha lii* was described by Rahul Ranjan, Navneet Singh and Jagbir Singh Kirti based on a Holotype and a Paratype collected from Dzongu, Sikkim, India. The type specimens have been deposited in NZC-ZSI. The species is named in honour of Dr. Houhun Li, China, for his contributions to the field of Pyraloidea.



Endotricha lii Ranjan et al., 2023

***Endotricha sikkima* Ranjan, Singh & Kirti, *Zootaxa*, 5323 (1): 056–070, 2023**

The species *Endotricha sikkima* was described by Rahul Ranjan, Navneet Singh and Jagbir Singh Kirti based on a Holotype collected from Dodak, Sikkim, India and thirteen Paratype collected from different location of Sikkim and Arunachal Pradesh, India.. The type specimens have been deposited in NZC-ZSI. The species epithet refers to the Indian state of Sikkim, where its type locality is situated.



Endotricha sikkima Ranjan et al., 2023

Family: PSYCHIDAE

Genus: *Eumasia* Chrétien, 1904

***Eumasia venefica* Unnikrishnan, Sobczyk, Jose & Jose, *Zootaxa*, 5352 (4):521–536, 2023**



Eumasia venefica Unnikrishnan et al., 2023


The species *Eumasia venefica* was described by Unnikrishnan, Usha Ayyath, Sobczyk, Thomas, Jose, Roby Thekkudan & Jose, Joyce based on a Holotype and one Paratype collected from Idukki (9.7424° N, 77.0939° E) Kattappana, Nariyampara, Kerala, India. The type specimens have been deposited in Zoological Survey of India Museum, Calicut, Kerala. The species name have been derived from the fact that the larval bags have a 'witches' hat' appearance, a disc-like anterior and a tubular posterior part. The Latin word 'veneficus' means wizard. As *Eumasia* is a female term the feminine form of 'veneficus', 'venefica', has been used.

Family: SATURNIIDAE

Genus: *Actias* Leach 1815

***Actias smetaceki*, Naumann, *Bionotes*, 25(3):49–90, 2023**

The species *Actias smetaceki* was described by Stefan Naumann and Peter Smetacek based on a Holotype and three Paratypes collected from Mishmi Hills, Arunachal Pradesh, India and one more Paratype collected from Hunli, Roing, Arunachal Pradesh, India. The type specimens have been deposited in Rainer Seegers Foundation in the collections of MfN, Berlin. The species is named in honour of Peter Smetacek for his continued intense engagement, interest and knowledge of the insect fauna of the Indian subcontinent.



Actias smetaceki, Naumann, 2023

Genus: *Cricula* Walker, 1855



Cricula mishmica, Naumann & Smetacek, 2023

Cricula mishmica Naumann & Smetacek, *Bionotes*, 25(3):49-90, 2023

The species *Cricula mishmica* was described by Stefan Naumann and Peter Smetacek based on a Holotype and eighteen Paratypes collected from Hunli (1440 m), Roing road, Arunachal Pradesh, India and thirteen more Paratype collected from Mishmi Hills (1450m), Arunachal Pradesh, India. The type specimens have been deposited in Rainer Seegers Foundation in the collections of MfN, Berlin. This new species is named after its type locality.

Genus: *Loepa* Moore, [1860]

Loepa himalayana Naumann & Smetacek, *Bionotes*, 25(3):49-90, 2023

The species *Loepa himalayana* was described by Stefan Naumann and Peter Smetacek based on a Holotype and six Paratypes collected from Along, near Rapum (28.53176° N, 94.24941° E, 2000 m), Arunachal Pradesh, India and twenty six more Paratype collected from different location of Arunachal Pradesh and China. The type specimens have been deposited in Rainer Seegers Foundation in the collections of MfN, Berlin. The species is named for its solely Himalayan distribution in north-eastern India and southern Tibet.



Loepa himalayana Naumann & Smetacek, 2023

Loepa melichari Naumann & Smetacek, *Bionotes*, 25(3):49-90, 2023

The species *Loepa melichari* was described by Stefan Naumann and Peter Smetacek based on a Holotype and three Paratypes collected from Namdafa, Arunachal Pradesh, India and one more Paratype collected from Digboi, Assam. The type specimens have been deposited in Rainer Seegers Foundation in the collections of MfN, Berlin. The species is named after author's friend Tomas Melichar, in recognition of their friendship and of his extensive contribution to the knowledge of Indian Sphingidae.



Loepa melichari Naumann & Smetacek, 2023

Genus: *Salassa* Moore, 1859



Salassa dibanga Naumann & Smetacek, 2023

Salassa dibanga Naumann & Smetacek, *Bionotes*, 25(3):49-90, 2023

The species *Salassa dibanga* was described by Stefan Naumann and Peter Smetacek based on a Holotype collected from Mishmi Hills (2600 m), Arunachal Pradesh, India and seventeen more Paratype collected from different location of Arunachal Pradesh. The type specimens have been deposited in Rainer Seegers Foundation in the collections of MfN, Berlin. The species is named after distribution in the Dibang area in northeastern Arunachal Pradesh.

Salassa occinica Naumann & Smetacek, *Bionotes*, 25(3):49-90, 2023

The species *Salassa occinica* was described by Stefan Naumann and Peter Smetacek based on a Holotype and one Paratypes collected from Mishmi Hills Arunachal Pradesh, India and one more Paratype collected from Hunli, Arunachal Pradesh. The type specimens have been deposited in Rainer Seegers Foundation in the collections of MfN, Berlin. The name of the species meaning that it is a combination mentioning the westernmost distribution of a species group in the genus *Salassa*.



Salassa occinica Naumann & Smetacek, 2023

Genus: *Sinobirma* Bryk, 1944



Sinobirma occidentalis Naumann & Smetacek, 2023

Sinobirma occidentalis Naumann & Smetacek, *Bionotes*, 25(3):49-90, 2023

The species *Sinobirma occidentalis* was described by Stefan Naumann and Peter Smetacek based on a Holotype and seven Paratypes collected from Pange valley (1850 m), Ziro, Arunachal Pradesh, India. The type specimens have been deposited in Rainer Seegers Foundation in the collections of MfN, Berlin. The species is named after its westernmost distribution within the genus.

Genus: *Solus* Watson, 1913



Solus pseudodrepanoides Naumann & Smetacek, 2023

Solus pseudodrepanoides Naumann & Smetacek, *Bionotes*, 25(3):49-90, 2023

The species *Solus pseudodrepanoides* was described by Stefan Naumann and Peter Smetacek based on a Holotype and four Paratypes collected from Mishmi Hills (2300 m), Arunachal Pradesh, India. The type specimens have been deposited in Rainer Seegers Foundation in the collections of MfN, Berlin. The species is named for its close relationship to the type species of the *S. drepanoides* (Moore, 1865).

Solus tawanga Naumann & Smetacek, *Bionotes*, 25(3):49-90, 2023

The species *Solus tawanga* was described by Stefan Naumann and Peter Smetacek based on a Holotype and eight Paratypes collected from Pange valley (1850 m), Ziro, Arunachal Pradesh, India and two more Paratype collected from near hill station, (27.28355° N 92.41671° E, 2800 m). Bomdila, Arunachal Pradesh, India. The type specimens have been deposited in Rainer Seegers Foundation in the collections of MfN, Berlin. The species name refers to Tawang, the westernmost known locality for the moth.



Solus tawanga Naumann & Smetacek, 2023

Family: ZYGAENIDAE

Genus: *Piarosoma* Hampson, 1893



Piarosoma arunachalensis Sondhi et al., 2023

Piarosoma arunachalensis Sondhi, Efetov, Tarmann, Karmakar, Pawar & Kunte, *Zootaxa*, 5270(1):139-145 2023

The species *Piarosoma arunachalensis* was described by Sanjay Sondhi, Konstantin A. Efetov, Gerhard Tarmann, Tarun Karmakar, Ujwala Pawar and Krushnamegh Kunte based on a Holotype collected from Tale WLS, Forest Rest House, (27°32.867'N, 93°53.898'E, 1858m), Pange Range, Arunachal Pradesh, India. The type specimens have been deposited in NCBS. The species named after the state from where it is collected.

Genus: *Capulopsyche* Unnikrishnan, Sobczyk, Jose & Jose, 2023 **NEW GENUS**

***Capulopsyche keralensis* Unnikrishnan, Sobczyk, Jose & Jose, Zootaxa, 5258 (3): 270–284, 2023**

The genus *Capulopsyche* and the species *keralensis* was described by Usha Ayyath Unnikrishnan, Thomas Sobczyk, Roby Thekkudan Jose and Joyce Jose based on a Holotype and two Paratypes collected from Nariyampara, (9.7424° N, 77.0939° E) Idukki, Kerala, India. The type specimens have been deposited in the Zoological Survey of India Museum, Calicut, Kerala. The specific epithet *keralensis* is derived from the state of Kerala in India.

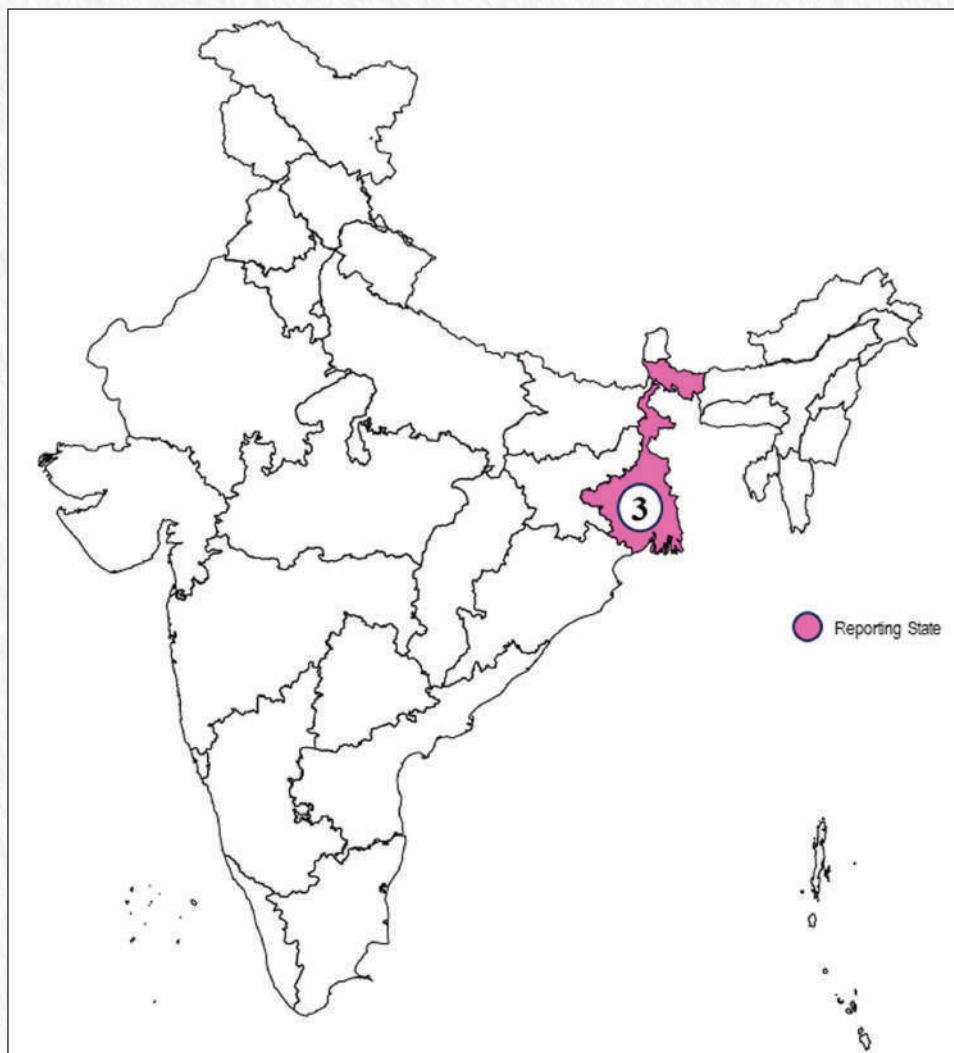


Capulopsyche keralensis Unnikrishnan et al., 2023

3.6.3 TRICHOPTERA

NEW SPECIES

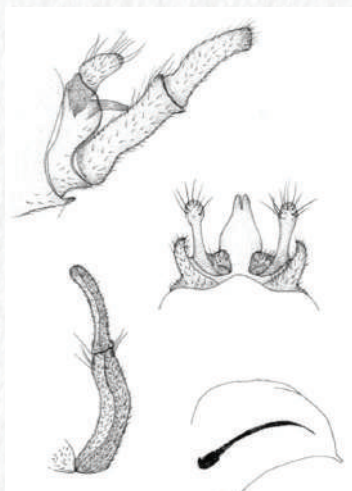
NEW RECORDS



Trichoptera (Caddisies) being fresh water insects, are seventh most speciose insect order. These are holometabolus insects, with exclusively aquatic larval forms but the adult ies are terrestrial. Trichoptera plays various important roles in the ecosystem and are abundant in all types of natural freshwater aquatic ecosystem. Their immature stages are apneustic and depend on dissolved oxygen for respiration. They have a vital role in food webs and food chains. They act as food for sh and other predators which are of human concern. Caddisies are present in all the continents except in Antarctica. This year a total of three new species of Tricoptera have been described, all from the state of West Bengal.

Family: PHILOPOTAMIDAE

Genus: *Dolophilodes* Ulmer 1909



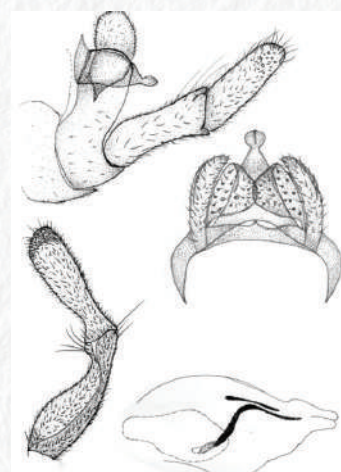
Dolophilodes dhritiae Pandher et al., 2023

***Dolophilodes dhritiae* Pandher, Kaur & Parey,
Zootaxa, 5325 (1): 123–132, 2023**

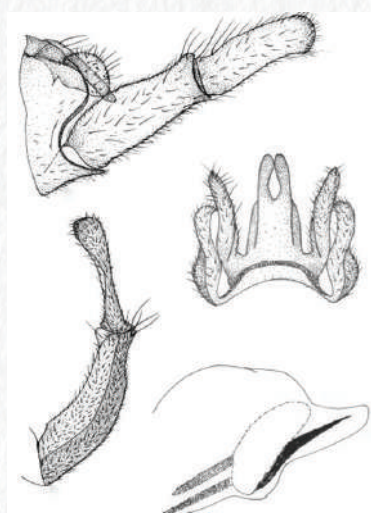
The species *Dolophilodes dhritiae* was described by Manpreet Singh Pandher, Simarjit Kaur and Sajad H. Parey based on a Holotype and two Paratype collected from: Gairibas, (27°03'03.6"N 88°01'58.8"E, 2,575m) Singalila National Park, West Bengal, India. The type specimens currently with NZC, ZSI. This species is named in honor of Dr. Dhriti Banerjee, first woman Director of the Zoological Survey of India in the 107-years history of the ZSI.

***Dolophilodes laminata* Pandher, Kaur & Parey,
Zootaxa, 5325 (1): 123–132, 2023**

The species *Dolophilodes laminata* was described by Manpreet Singh Pandher, Simarjit Kaur and Sajad H. Parey based on a Holotype and one Paratype collected from: Gairibas, (27°03'03.6"N 88°01'58.8"E, 2,575m) Singalila National Park, West Bengal, India. The type specimens currently with NZC, ZSI. This species is named *laminata*, from Latin lamina = petal, due to the petal-like shape of the preanal appendages in dorsal view.



Dolophilodes laminata Pandher et al., 2023



Dolophilodes similis Pandher et al., 2023

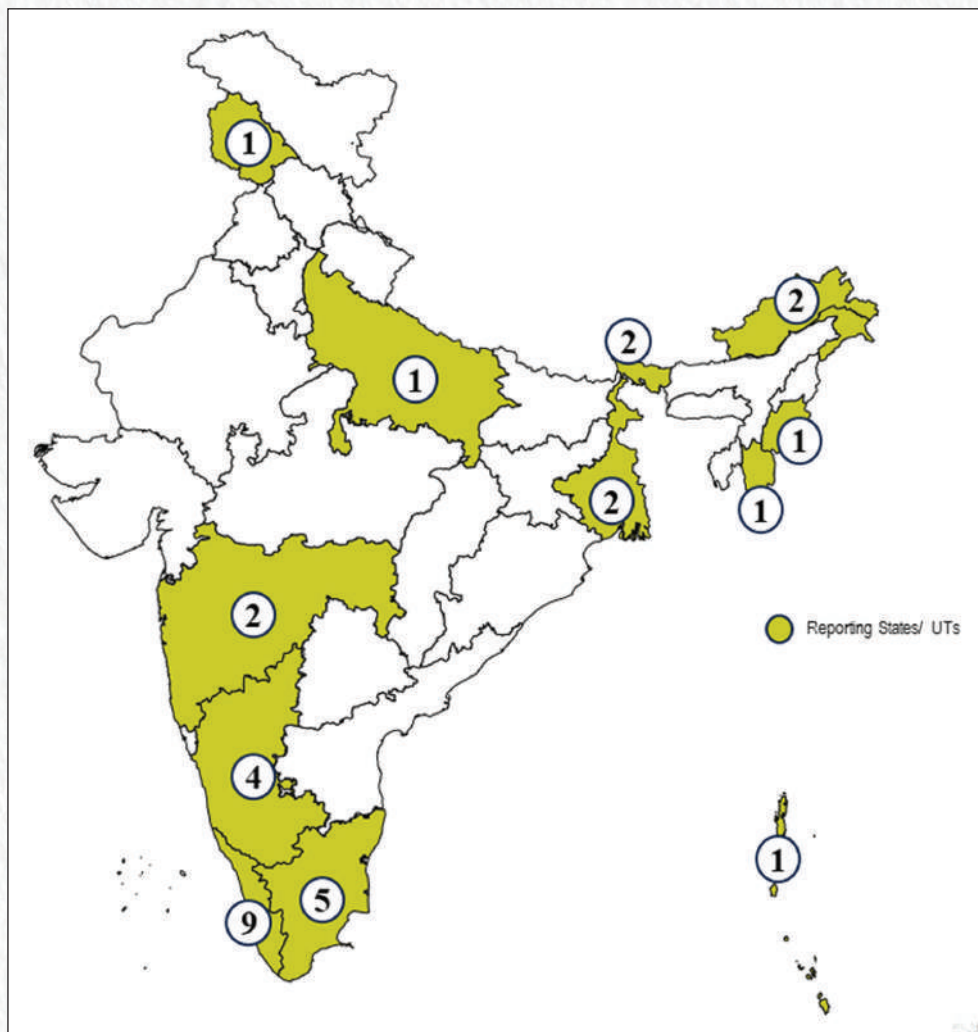
***Dolophilodes similis* Pandher, Kaur & Parey,
Zootaxa, 5325 (1): 123–132, 2023**

The species *Dolophilodes similis* was described by Manpreet Singh Pandher and Simarjit Kaur and Sajad H. Parey based on a Holotype and five Paratypes collected from: Gairibas, (27°03'03.6"N 88°01'58.8"E, 2,575m) Singalila National Park, West Bengal, India. The type specimens currently with NZC, ZSI. This species is named *similis* due to the partial similarity of its genitalia with those of *D. tibetana* and *D. ornatula*, though a completely different species.

3.6.4 COLEOPTERA

NEW SPECIES

NEW RECORDS




Order Coleoptera belonging to class Insecta is the most significant order worldwide. Members of Coleoptera are economically crucial as injurious or storage pests (Bruchidae, Buprestidae, Cerambycidae, Chrysomelidae, Coccinellidae, Curculionidae, Meloidae, Scarabaeidae, etc.), predators (Coccinellidae, Cicindelidae, Carabidae), scavengers (Scarabaeidae, Tenebrionidae, Buprestidae, Hydrophilidae, etc.), as food and medicine. Moreover, they also show exceptionally diverse adaptation to a wide range of environmental conditions and habitats and show both destructive and beneficial economic importance. Thirty-one new species of Coleoptera have been described this year from India, Kerala (9), Tamil Nadu (5), Karnataka (4), Arunachal Pradesh (2), Maharashtra (2), Sikkim (2), West Bengal (2), Andaman & Nicobar Islands (1), Jammu & Kashmir (1), Manipur (1), Mizoram (1) and Uttar Pradesh (1).

Family: COLUBRIDAE

Genus: *Anthaxia* Eschscholtz, 1829

***Anthaxia (Haplanthaxia) keralensis* Seena, Anand & Vardhanan, *Journal of Threatened Taxa*, 15(8): 23771–23777, 2023, <https://doi.org/10.11609/jott.8178.15.8.23771-23777>**

The species *Anthaxia (Haplanthaxia) keralensis* was described by S. Seena, P.P. Anand and Y. Shibu Vardhanan based on a Holotype and a Paratype collected from Aralam Wildlife Sanctuary, (11.95050N, 75.82310E, 238 m), Kerala, India. The type specimen has been deposited in WGRC-ZSI. The new species is named after the Indian state Kerala where the holotype was collected.



Anthaxia (Haplanthaxia) keralensis Seena et al., 2023

Family: CARABIDAE

Genus: *Anomostomus* LaFertè-Sénéctère 1853

***Anomostomus (Tnaei) devagiriensis* Nijisha & Thomas, *Indian Journal of Entomology*, 1–4. 2023, <https://doi.org/10.55446/IJE.2023.1280>**



Anomostomus (Tnaei) devagiriensis Nijisha & Thomas, 2023

The new subgenera *Tnaei* and the species *devagiriensis* was described by K. Nijisha, K. Thomas Sabu, and P. Aswathi based on a Holotype and a Paratype collected from Chalode, paddy field (11°55'47.6"N 75°30'06.3"E), Kerala, India. The type specimen has been deposited in WGRC-ZSI. The new species is named after the host institution.

Genus: *Clypeuspinus* Balkenohl, 2021

***Clypeuspinus devagiriensis* Neethu & Sabu, *Zootaxa*, 5296(4):589–594, 2023**

The species *Clypeuspinus devagiriensis* was described by Neethu V. P. and Thomas K. Sabu based on a Holotype and four Paratypes collected from Palliyol (11.2604° N, 75.9391° E), Mavoor wetland, Kerala, India. The type specimen has been deposited in ZSIK. The species is named after the host institution's local name, Devagiri College.



Clypeuspinus devagiriensis Neethu & Sabu, 2023

Genus: *Coleolissus* Henry Bates, 1892



Coleolissus brevis Kataev & Wrase, 2023


Coleolissus brevis Kataev & Wrase, *Zootaxa*, 5227 (2):279-289, 2023

The species *Coleolissus brevis* was described by Boris M. Kataev, and David W. Wrase based on a Holotype and one Paratype collected from Khecheoparin lake (1800 m.m.), Sikkim, India. The type specimen has been deposited in ZSIK. The specific name is a Latin adjective meaning "wide" and referring to the wide and short body of the new species.

Genus: *Pogonus* Dejean, 1821

Pogonus malabrensis Shigina & Thomas, *Indian Journal of Entomology*, 1-3, 2023

The species *Pogonus malabrensis* was described by K Shigina and K Thomas Sabu based on a Holotype and two Paratypes collected from Chambad, paddy field (11°52'23.5"N75°30'24.5"E). Kerala, India. The type specimen has been deposited in WGRC-ZSI. This species is named after the geographical collection region.



Pogonus malabrensis Shigina & Thomas, 2023

Genus: *Paussus* Linnaeus, 1775



Paussus (Scaphipaussus) saueri Bednarík & Bocak, 2023

Paussus (Scaphipaussus) saueri Bednarík & Bocak, *Insects*, 14(12): 947, 2023

The species *Paussus (Scaphipaussus) saueri* was described by Michal Bednarík and Ladislav Bocak based on a Holotype collected from, Kunchapanai, (77°0' E, 11°20' N), Nilgiri hills, India. The type specimen has been deposited in MBC. The specific epithet is the Latin prolongatus, -a, -um (lengthened). This species is named in honor of Roman Sauer (Praha, Czech Republic), who collected the unique specimen.

Family: COCCINELLIDAE

Genus: *Chilocorus* Leach, 1815

***Chilocorus keralensis* Poorani,
Zootaxa, 5378(1):1-108, 2023, DOI:
10.11646/*Zootaxa*.5378.1.1**

The species *Chilocorus keralensis* was described by Janakiraman Poorani based on a Holotype from Palode (8°45'14.94" N, 77°01'37.01"E), Jntbgri, Trivandrum, Kerala state, India and four Paratypes collected from different location of Kerala state, India. The type specimen has been deposited in NBAIR. The species epithet is in reference to Kerala, the state from where the specimens were collected.



Chilocorus keralensis Poorani, 2023



Harmonia andamanensis Poorani, 2023

Genus: *Harmonia* Mulsant, 1846

***Harmonia andamanensis* Poorani,
Zootaxa 5332 (1):1-307, 2023**

The species *Harmonia andamanensis* was described by J. Poorani based on a Holotype collected from Diglipur, (13°14'53.9" N 92°58'37.5" E, 15 mts) North Andaman, Andaman & Nicobar Island, India and two Paratypes collected from different location of South Andaman. The type specimen has been deposited in NCBS. The specific epithet is in reference to its type locality, the Andamans.

Genus: *Phrynocaria* Timberlake, 1943

***Phrynocaria prathapani* Poorani,
Zootaxa, 5332 (1):1-307, 2023**

The species *Phrynocaria prathapani* was described by J. Poorani based on a Holotype collected from Pongalappara, (77°14'44.9"N , 08°37' 24.4" E, 1473 m). Agasthyamala, Kerala, India. The type specimen has been deposited in NBAIR. The species is named for Dr. K. D. Prathapan, Kerala Agricultural University, Trivandrum, a chrysomelid specialist and collector of this unique specimen.



Phrynocaria prathapani Poorani, 2023



Scymnus (Scymnus) hodeki Poorani, 2023

Genus: *Scymnus* Kugelann, 1794

***Scymnus (Scymnus) hodeki* Poorani,
Zootaxa, 5239 (3): 421-430, 2023**

The species *Scymnus (Scymnus) hodeki* was described by J. Poorani and R. Thanigairaj based on a Holotype and ten Paratypes collected from NRCB Research Farm, (10°47'20.16"N, 078°34'29.88"E) Tamil Nadu: Podavur, India. The type specimen has been deposited in NBAIR. This species is named in honour of Ivo Hodek, the eminent Coccinellidae expert.


Genus: *Slipinskiscymnus* Poorani,
Booth & Chen, 2023 **NEW GENUS**

***Slipinskiscymnus keralensis* Poorani,
Zootaxa, 5325 (1): 097-115, 2023**

The genus *Slipinskiscymnus* and the species *keralensis* was described by Feng Peng, J. Poorani, Roger G. Booth, Xingmin Wang, Xiaosheng Chen and C. Anuradha based on a Holotype and six Paratypes collected from Tusharagiri, (11°28.259'N E076°03.078'E), Kerala, India. The type specimen has been deposited in ICAR-NBAIR. This species is named after its type locality.



Slipinskiscymnus keralensis Poorani, 2023



Telsimia intricata Poorani, 2023

Genus: *Telsimia* Casey, 1899

***Telsimia intricata* Poorani, *Zootaxa*,
5352(3):358-380, 2023**

The species *Telsimia intricata* was described by Janakiraman Poorani and R. Thanigairaj based on a Holotype and twenty three Paratypes collected from Maruthur, (11°29'42.65" N, 79°36'17.81"E) Cuddalore, Tamil Nadu, India. The type specimen has been deposited in ICAR-NBAIR. The specific epithet is of Latin origin (Latin 'intricatus' = entangled, complicated) and is in reference to the complex and intricate structure of the male genitalia.



Telsimia mudigerensis Poorani, 2023

***Telsimia mudigerensis* Poorani, Zootaxa, 5352(3):358-380, 2023**

The species *Telsimia mudigerensis* was described by Janakiraman Poorani and R. Thanigairaj based on a Holotype and one Paratype collected from Mudigere (980m), Karnataka, India. The type specimen has been deposited in ICAR-NBAIR. The species is named after its type locality.

***Telsimia pygmaea* Poorani, Zootaxa, 5352(3):358-380, 2023**

The species *Telsimia pygmaea* was described by Janakiraman Poorani and R. Thanigairaj based on a Holotype and thirty Paratypes collected from: NRCB Research Farm, (10°47'20.16"N, 78°34'29.88"E), Podavur, Tamil Nadu, India. The type specimen has been deposited in ICAR-NBAIR. The specific epithet is a Latin adjective and refers to its very small size.



Telsimia pygmaea Poorani, 2023



Cionus ottomerkli Caldara & Kotsal, 2023

Family: CURCULIONIDAE
Genus: *Cionus* Clairville, 1798

***Cionus ottomerkli* Caldara & Kotsal, Insects, 14(7): 646, 2023**

The species *Cionus ottomerkli* was described by Roberto Caldara and Michael Košťál based on a Holotype and eight Paratypes collected from, Ramdurg, Karnataka, India. The type specimen has been deposited in HHNM. This species is named in memory of author's friend and colleague Ottó Merkl.

Genus: *Cnaphoscapus* Marshall, 1944

***Cnaphoscapus sternofoveus* Mahendiran, Poornima & Chaithra, Annales Zoologici Fennici, 60(1):199-205, 2023, <https://doi.org/10.5735/086.060.0114>**

The species *Cnaphoscapus sternofoveus* was described by Govindasamy Mahendiran, Gopinath Poornima, and Thoremavinahalli Nagaraju Chaithra based on a Holotype and one Paratype collected from East Siang, Arunachal Pradesh, India. The type specimen has been deposited in ICAR-NBAIR. The species is named after its character metasternum with a fovea in the middle of the posterior margin.



Cnaphoscapus sternofoveus Mahendiran et al., 2023

Family: DERMESTIDAE

Genus: *Anthrenus* Geoffroy, 1762

Anthrenus (Anthrenus) mumbaiensis
Holloway, *Zootaxa*, 5306 (3):377-384, 2023, [https://doi.org/ 10.11646/zootaxa.5306.3.5](https://doi.org/10.11646/zootaxa.5306.3.5)

The species *Anthrenus (Anthrenus) mumbaiensis* was described by Graham J. Holloway based on a Holotype collected from Mumbai (approx. 19.1N, 72.9E), India. The type specimen has been deposited in NHML, London. The new species is named after the location of collection.



Anthrenus (Anthrenus) mumbaiensis Holloway, 2023



Lacconectus ishah Ghosh, 2023

Family: DYTISCIDAE

Genus: *Lacconectus* Motschulsky, 1855

***Lacconectus ishah* Ghosh, *Rec. zool. Surv. India*, 123(1): 09-11, 2023**

The species *Lacconectus ishah* was described by Sujit Kumar Ghosh based on a Holotype collected from Sairep, Lunglei, Mizoram, India. The type specimen has been deposited in NZC-ZSI. The species is named after Ms Isha Ghosh, daughter of the author.

Family: LAMPYRIDAE

Genus: *Triangulara* Pimpasalee, 2016

***Triangulara sunderbanensis* Ghosh, Sarkar & Chakraborty, *Oriental Insects*, 2023, DOI: 10.1080/00305316.2023.2289968**

The species *Triangulara sunderbanensis* was described by Srinjana Ghosh, Subhankar Kumar Sarkar and Susanta Kumar Chakraborty based on a Holotype and three Paratypes collected from Pakhiralaya, Sajnekhali island wildlife sanctuary Eco-region (22°7'12"N, 88°49'48"E), Sunderban Biosphere Reserve, South 24 Parganas district, West Bengal India. The type specimen has been deposited in NZC-ZSI. The name *sunderbanensis* refers to the name of the typelocality Sunderban Biosphere Reserve, South 24 Parganas, West Bengal, India.



Triangulara sunderbanensis Ghosh et al., 2023

Family: SCARABAEIDAE

Genus: *Maladera* Mulsant & Rey, 1871

***Maladera bezdeki* Bhunia, Gupta, Sarkar & Ahrens, *Rec. zool. Surv. India*, 123(iS2):47-54, 2023**

The species *Maladera bezdeki* was described by Debika Bhunia, Devanshu Gupta, Subhankar Kumar Sarkar and Dirk Ahrens based on a Holotype collected from Circuit House (24.3429N, 93.7005E), Manipur, Churachandrapur, India. The type specimen has been deposited in NZSI. The species is named after Dr Aleš Bezděk, curator, Institute of Entomology, Academy of Sciences of the Czech Republic, in honor and gratitude for his relentless effort to study and catalogue the Oriental and Palearctic Melolonthinae.



Maladera bezdeki Bhunia et al., 2023



Maladera kolkataensis Bhunia et al., 2023

***Maladera kolkataensis* Bhunia, Gupta, Sarkar & Ahrens, *Zootaxa*, 5353 (4):351-371, 2023**

The species *Maladera kolkataensis* was described by Debika Bhunia, Devanshu Gupta, Subhankar Kumar Sarkar and Dirk Ahrens based on a Holotype collected from Behala (22.510N, 88.30E), Kolkata, West Bengal, India. The type specimen has been deposited in NZSI. The species is named after its type locality Kolkata.

Genus: *Melolontha* Fabricius, 1775

***Melolontha arunachalensis* Gupta, Keith, Bhunia, Das, Ghosh & Chandra, *Zootaxa*, 5263 (2):191-216, 2023**

The species *Melolontha arunachalensis* was described by Devanshu Gupta, Denis Keith, Debika Bhunia, Priyanka Das, Joyjit Ghosh and Kailash Chandra based on a Holotype and three Paratypes collected from Pange Valley (27°13'15.024"N, 93°10'40.6128"E), Arunachal Pradesh, India. The type specimen has been deposited in NZSI. The species is named after the state from where it has been discovered.



Melolontha arunachalensis Gupta et al., 2023

***Melolontha lachungensis* Gupta, Keith, Bhunia, Das, Ghosh & Chandra, *Zootaxa*, 5263 (2):191-216, 2023**

The species *Melolontha lachungensis* was described by Devanshu Gupta, Denis Keith, Debika Bhunia, Priyanka Das, Joyjit Ghosh and Kailash Chandra based on a Holotype and two Paratypes collected from Lachung Forest, (27°18' 10.728"N, 88°33'36.864"E), Sikkim, India. The type specimen has been deposited in NZSI. The species is named after its type locality.



Melolontha lachungensis Gupta et al., 2023



Anthobium wittmeri Shavrin, 2023

Family: STAPHYLINIDAE

Genus: *Anthobium* Leach, 1819

***Anthobium wittmeri* Shavrin, *Zootaxa*, 5231(4): 393-413, 2023**

The species *Anthobium wittmeri* was described by Alexey V. Shavrin based on a Holotype collected from Gulmarg (2650–3000 m), Kashmir, India. The type specimen has been deposited in NHMB. The species is named after entomologist Walter Wittmer† (1915–1998) (Basel), the collector of the type specimen.

Genus: SYNDICUS MOTSCHULSKY, 1851

***Syndicus (s. str.) microphthalmus* Jałoszyński, *Zootaxa*, 5230(4):489-495, 2023**

The species *Syndicus (s. str.) microphthalmus* was described by Pawel Jalošzynski based on a Holotype collected from a place 18 km away from Munnar (2300 m), Kodaikanal, Tamil Nadu, India. The type specimen has been deposited in MNHW. The species name *microphthalmus* refers to the exceptionally small eyes.



Syndicus (s. str.) microphthalmus Jałoszyński, 2023

***Syndicus (Semisyndicus) primus* Jałoszyński, *Zootaxa*, 5230(4):489-495, 2023**

The species *Syndicus (Semisyndicus) primus* was described by Pawel Jalošzynski based on a Holotype and a Paratype collected from Peryar W.L.S., Thekkady, Kerala, India. The type specimen has been deposited in MNHW. The species name *primus* refers to the fact that this is the first member of the subgenus *Semisyndicus* known to occur in India.



Syndicus (Semisyndicus) primus Jałoszyński, 2023

Genus: *Mannerheimia* Mäklin, 1880

***Mannerheimia prolongata* Shavrin,
Zootaxa, 5319 (4): 524–536, 2023**

The species *Mannerheimia prolongata* was described by Alexey V. Shavrin based on a Holotype and eight Paratypes collected from Valley of Flowers, (3600m) Uttarakand, India. The type specimen has been deposited in SMNS. The specific epithet is the Latin *prolongatus*, -a, -um (lengthened). It alludes to the shape of elongate parameres.



Mannerheimia prolongata Shavrin, 2023

Family: TENEBRIONIDAE

Genus: *Asticostena* Fairmaire, 1897



Asticostena keralaensis Novak, 2023

***Asticostena keralaensis* Novak,
Taxonomical Series, 1(1-2): 109-120,
2023**

The species *Asticostena keralaensis* was described by Vladimír Novák based on a Holotype and a Paratype collected from valley of riv. Kallar, (77° 05' E, 8° 45' N, 300-500 m) Trivandrum, Kallar env., Kerala state, India and two Paratypes collected from Ponmudi hill resort, (77° 06' E, 8° 46' N, ca 1300-1500 m), Trivandrum, Kerala state, India. The type specimen has been deposited in Zoologisches Institut und Zoologisches Museum der Universität Hamburg. The new species is named after name of type locality.

***Asticostena karanatakaensis* Novak,
Taxonomical Series, 1(1-2): 109-120,
2023**

The species *Asticostena karanatakaensis* was described by Vladimír Novák based on a Holotype and seven Paratypes collected from near the road of Virajpet-Cannanore, (75° 46' E, 12° 06' N, 500-900 m), Virajpet, Coorg, Karanataka India and one Paratype collected from NE of Virajpet, (75° 50' E, 12° 13' N, 500 m), state, Coorg, Karanataka, India. The type specimen has been deposited in Zoologisches Institut und Zoologisches Museum der Universität Hamburg. The new species is named after name of type locality.



Asticostena karanatakaensis Novak, 2023

***Asticostena sulphurea* Novak, Taxonomical Series, 1(1-2): 109-120, 2023**

The species *Asticostena sulphurea* was described by Vladimír Novák based on a Holotype and two Paratypes collected from Virajpet, (75° 50' E; 12° 13' N; 500 m) Coorg, Karanataka, India. The type specimen has been deposited in Zoologisches Institut und Zoologisches Museum der Universität Hamburg. The new species is named after name of type locality.



Asticostena sulphurea Novak, 2023

Family: TROGIDAE

Genus: *Omorgus* Erichson, 1847



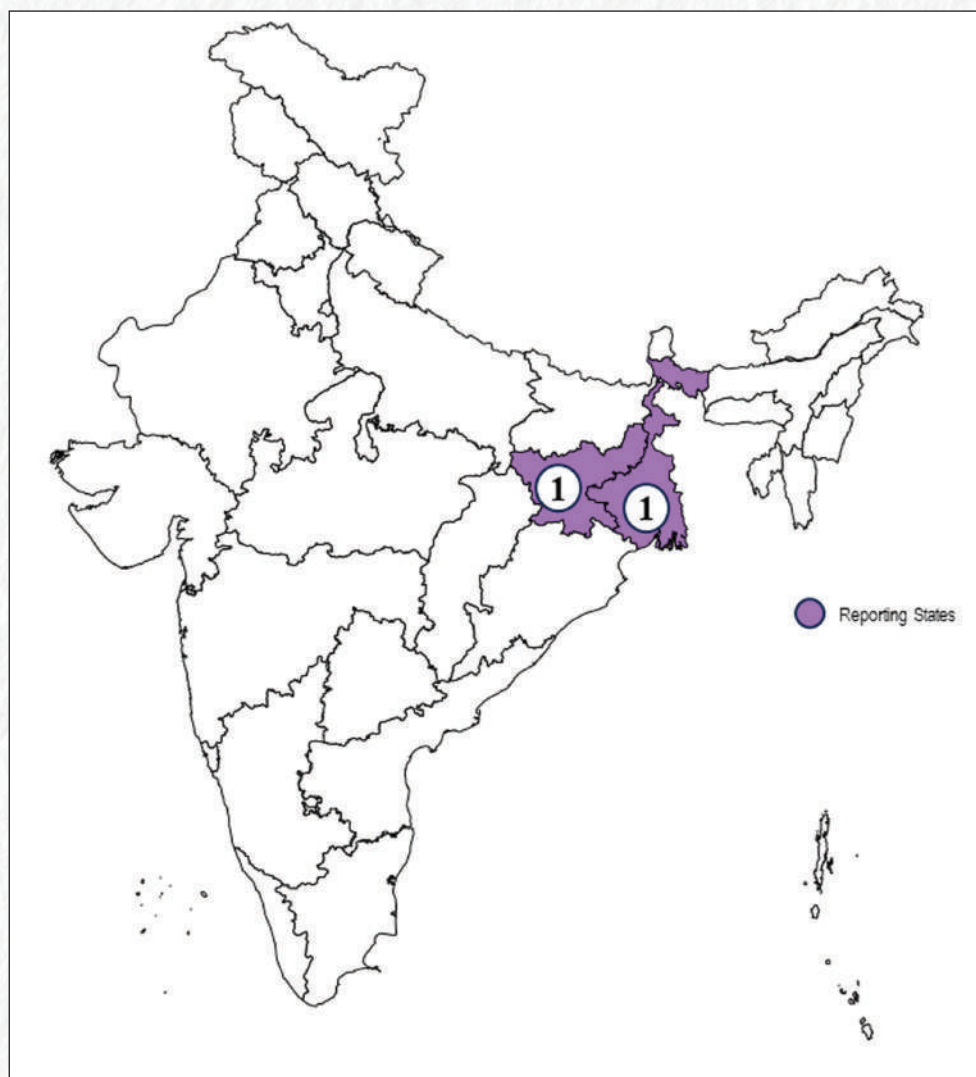
Omorgus (Omorgus) khandesh Strümpher & Kalawate, 2023

***Omorgus (Omorgus) khandesh* Strümpher & Kalawate, Zootaxa, 5231 (5): 501-522, 2023**

The species *Omorgus (Omorgus) khandesh* was described by Werner Petrus Strümpher and Aparna Kalawate based on a Holotype collected from "Khandesh" [= approximately the present-day Jalgaon, Dhule and Nandurbar districts of Maharashtra, India]. The type specimen has been deposited in ZSI-WRC. The species is named after the locality from where it has been discovered.

3.6.5

STREPSIPTERA




The twisted-winged parasitic group of insects known as Strepsiptera includes both obligatory endoparasitic and entomophagous species. These species exhibit hypermetamorphosis and hemocoelous viviparity, with their main larvae being free-living, host-seeking stages. This insect group exhibit a complex life cycle in which the females are endoparasitic on the insect host while males are free-living. Strepsiptera parasitizes various insect group belonging 34 families from the Zygentoma, Polyneoptera, Paraneoptera and Holometabola and also they castrate their host leads to reproductive death of the host, a direct or indirect consequence of stylopisation. Two new species of Strepsiptera have been described from India, one species each from Jharkhand and West Bengal.

Family: HALICTOPHAGIDAE

Genus: *Coriophagus* Kinzelbach, 1971


***Coriophagus chaudhuri* Hui,
Mukherjee & Hazra *Zootaxa*, 5346
(2): 131-150, 2023**

The species *Coriophagus chaudhuri* was described by Poulami Hui, Bindarika Mukherjee and Niladri Hazra based on a Holotype and a Paratype collected from Mihijam (23.84° N, 86.88° E) Jamtara, Jharkhand, India. The type specimens have been now retained in the Entomology Division, Department of Zoology, The University of Burdwan. The species named after Dr. Prasanta Kumar Chaudhuri, former Professor, Department of Zoology, The University of Burdwan for his extensive contribution to the field of Indian Strepsiptera.



Coriophagus chaudhuri Hui et al., 2023

Genus: *Tridactylophagus* Subramaniam, 1932



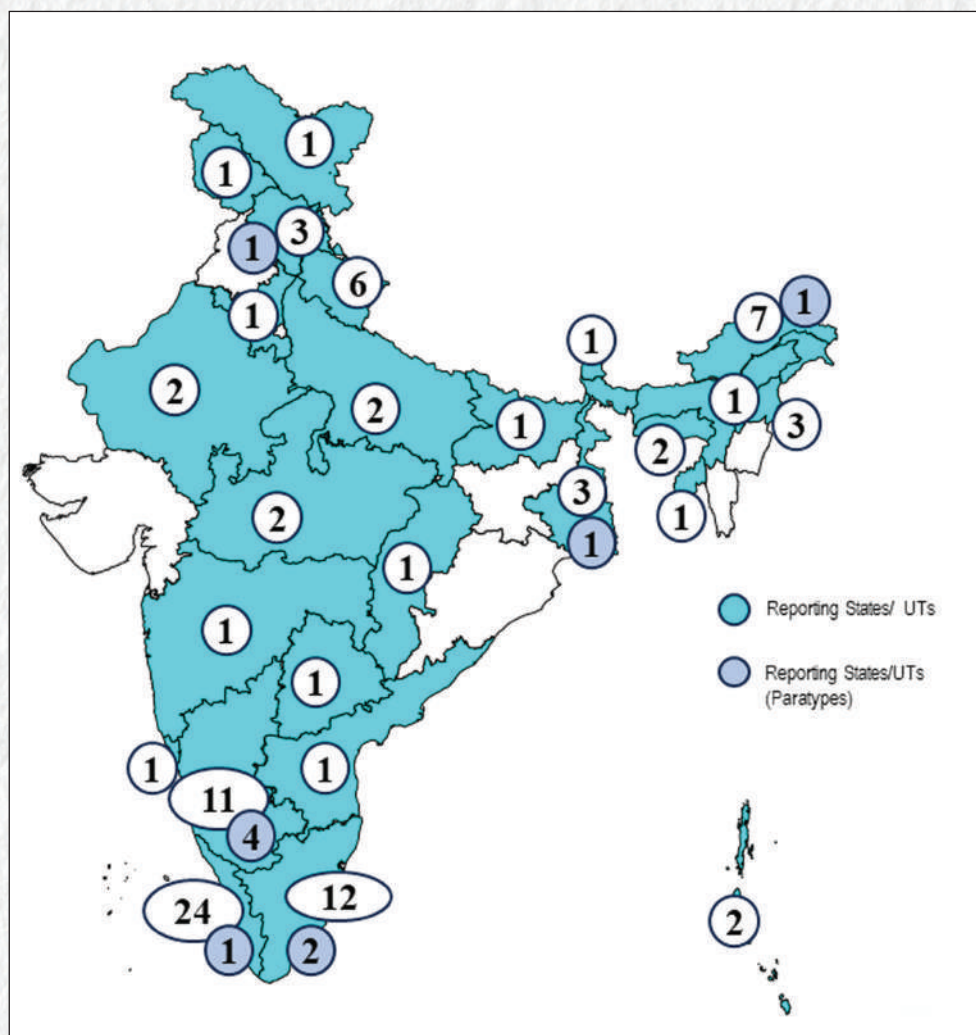
Tridactylophagus sufflatus Hui et al., 2023

***Tridactylophagus sufflatus* Hui,
Mukherjee & Hazra *Zootaxa*, 5230
(3): 296-304, 2023**

The species *Tridactylophagus sufflatus* was described by Poulami Hui, Bindarika Mukherjee and Niladri Hazra based on a Holotype collected from Lataguri (26.72° N, 88.76° E), Jalpaiguri, West Bengal, India. The type specimens have been now retained in the Entomology Division, Department of Zoology, The University of Burdwan. The species name “*sufflatus*” refers to the Latinised version of the bulged out antennomere IV at the distal end.

3.6.6

HYMENOPTERA



Order Hymenoptera includes bees, wasps, ants and sawflies. From the human standpoint, order Hymenoptera is probably the most beneficial group of insects since it not only contains a great many species that are of value as parasites or predators of insect pests, but also include the most important pollinators of plants, the bees. Hymenoptera are found in nearly all terrestrial habitats such as soil, leaf litter and a range of vegetation types while, some parasitic forms are found in aquatic habitats too. They are phytophagous, entomophagous or a combination of both. A total of 91 new species of hymenoptera have been described this year from the various states of India: Kerala (24), Tamil Nadu (12), Karnataka (11), Arunachal Pradesh (7), Uttarakhand (6), Himachal Pradesh (3), Nagaland (3), West Bengal (3), Andaman and Nicobar Islands (2), Madhya Pradesh (2), Meghalaya (2), Rajasthan (2), Uttar Pradesh (2), Sikkim (1), Telangana (1), Tripura (1), Andhra Pradesh (1), Assam (1), Bihar (1), Chhattisgarh (1), Goa (1), Haryana (1), Jammu & Kashmir (1), Ladakh (1) and Maharashtra (1),

Family: APIDAE

Genus: *Ceratina* Latreille, 1802

***Ceratina (Ceratinidia) tawangensis* Ghosh, Jobiraj & Subramanian, *J. Insect Biodivers. Syst.*, 09 (1):139–154, 2023**

The species *Ceratina (Ceratinidia) tawangensis* was described by Dibyajyoti Ghosh, Thayyullathil Jobiraj, Puthuvayi Girish Kumar and Kumarapuram Apadodharanan Subramanian based on a Holotype collected from Lhou (27°34'15.6"N, 91°56'2.4"E, 2249 m), Jang, Tawang district, Arunachal Pradesh, India. along with several Paratypes collected from different location of Arunachal Pradesh. The type specimens have been deposited in WGRC-ZSI. The species is named after the Tawang region where all the type specimens were collected.



Ceratina (Ceratinidia) tawangensis Ghosh et al., 2023

Genus: *Lisotrigona* Moure



Lisotrigona darbhaensis Viraktamath, 2023

***Lisotrigona darbhaensis* Viraktamath, *ENTOMON*, 48(2): 149-166, 2023**

The species *Lisotrigona darbhaensis* was described by Shashidhar Viraktamath, Jagruti Roy, Ashish Kumar Jha and Shubham Rao based on a Holotype and fourteen Paratypes collected from Darbha (18.85° N; 81.8689° E, 557 m a.s.l), Chhattisgarh, India. The type specimens have been deposited in UASB. This species is named after the type locality Darbha.

***Lisotrigona kosumtaraensis* Viraktamath & Jagruti, *ENTOMON*, 48(2): 149-166, 2023**

The species *Lisotrigona kosumtaraensis* was described By Shashidhar Viraktamath, Jagruti Roy, Ashish Kumar Jha and Shubham Rao based on a Holotype and thirty-five Paratypes collected from Kosumtara, (21°16' 6"N; 80° 32' 37"E, Altitude 355 m.s.l), Maharashtra, India along with nineteen paratypes collected from Navatolla (21° 16' 52"N; 80° 33' 36"E) Maharashtra, India. The type specimens have been deposited in UASB. This species is named after the type locality Kosumtara.




Lisotrigona kosumtaraensis Viraktamath & Jagruti, 2023

Genus: *Thyreus* Panzer, 1806

***Thyreus narendrani* Prakash, Jobiraj & Bijoy, *Oriental Insects*, 57(1):1-9, 2023**

The species *Thyreus narendrani* was described by Anju Sara Prakash, Thayyullathil Jobiraj and Chenthamarakshan Bijoy based on a Holotype and a Paratype collected from Srayilkadavu, Malappuram, (10.701201°N, 76.027474° E), Kerala, India along with one paratype collected from Christ College, Irinjalakuda campus, (10.355742° N, 76.213096° E), Thrissur, Kerala. The type specimens have been deposited in Christ College, Irinjalakuda, University of Calicut, Kerala. The species is named after the late Dr. T.C. Narendran, Professor of Zoology, in honour of his expertise and excellence in the field of entomology.



Thyreus narendrani Prakash et al., 2023



Calyzoa hermetiae Binoy & Colombo, 2023

Family: BETHYLIDAE

Genus: *Calyzoa* Hope, 1837

***Calyzoa hermetiae* Binoy & Colombo, *Journal of Asia Pacific Entomology*, 26:102140, 2023**

The species *Calyzoa hermetiae* was described by C. Binoy, G'érard Delvare, Wesley D. Colombo, K.S. Surya and P.M. Sureshan based on a Holotype and three Paratypes collected from Elathur (11°20'37"N; 75°43'6.74"E, 23.0 m) Kozhikode district, Kerala, India. The type specimens have been deposited in WGRG-ZSI. The name refers to the host, *Hermetia illucens*, from which the specimens were reared.

Family: BRACONIDAE

Genus: *Chelonus* Panzer, 1806

***Chelonus (Megachelonus) adii* Ranjith & Priyadarsanan, *Zootaxa*, 5278 (3): 461-492, 2023**

The species *Chelonus (Megachelonus) adii* was described by A.P. Ranjith and Dharma Rajan Priyadarsanan based on a Holotype and a Paratype collected from, Pasighat, (28°06'51 N, 95°17'15 E, 715 m. a.s.l.) Arunachal Pradesh, India. The type specimens have been deposited in AIMB. The new species is dedicated to the Adi people, the indigenous group in the state Arunachal Pradesh.



Chelonus (Megachelonus) adii Ranjith & Priyadarsanan, 2023

***Chelonus (Megachelonus) biligiriensis* Ranjith & Priyadarsanan, *Zootaxa*, 5278 (3): 461-492, 2023**

The species *Chelonus (Megachelonus) biligiriensis* was described by A.P. Ranjith and Dharma Rajan Priyadarsanan based on a Holotype collected from, scrub jungle, Malakki Betta, (11°57'230 N, 77°08'241 E, 1306 m.a.s.l) Chamarajanagar, Karnataka, India. The type specimens have been deposited in AIMB. The species is named after the type locality, Biligiri Rangaswamy Temple Tiger Reserve, Karnataka, India.



Chelonus (Megachelonus) biligiriensis Ranjith & Priyadarsanan, 2023

***Chelonus (Parachelonus) komsingensis* Ranjith & Priyadarsanan, *Zootaxa*, 5278 (3): 461-492, 2023**


The species *Chelonus (Parachelonus) komsingensis* was described by A.P. Ranjith and Dharma Rajan Priyadarsanan based on a Holotype collected from Komsing, (28°25'3592 N, 95°00'0628 E, 1208 m.a.s.l). Arunachal Pradesh, India. The type specimens have been deposited in AIMB. The species is named after the type locality.



Chelonus (Parachelonus) expeditious Ranjith & Priyadarsanan, 2023

***Chelonus (Parachelonus) expeditious* Ranjith & Priyadarsanan, *Zootaxa*, 5278 (3): 461-492, 2023**

The species *Chelonus (Parachelonus) expeditious* was described by A.P. Ranjith and Dharma Rajan Priyadarsanan based on a Holotype and one Paratype collected from Yingku, (28°45'95 N, 94°88'471 E, 2756 m.a.s.l), Arunachal Pradesh, India. The type specimens have been deposited in AIMB. The species is named after the Siang expedition, a reassessment of biodiversity exploration held in 2022 in the Siang Valley, Arunachal Pradesh.



Chelonus (Parachelonus) komsingensis Ranjith & Priyadarsanan, 2023



Chelonus (Mirachelonus) melanogastrus Ranjith & Priyadarsanan, 2023

***Chelonus (Mirachelonus) melanogastrus* Ranjith & Priyadarsanan, *Zootaxa*, 5278 (3): 461-492, 2023**

The species *Chelonus (Mirachelonus) melanogastrus* was described by A.P. Ranjith and Dharma Rajan Priyadarsanan based on a Holotype and two Paratypes collected from, Ambalappara, (11°32'46 N, 75°55'24 E, 726 m. a.s.l). Kozhikode, Kerala, India. The type specimens have been deposited in AIMB. The species is named after the black coloured metasoma.

***Chelonus (Megachelonus) novis* Ranjith & Priyadarsanan, Zootaxa, 5278 (3): 461-492, 2023**

The species *Chelonus (Megachelonus) novis* was described by A.P. Ranjith and Dharma Rajan Priyadarsanan based on a Holotype and three Paratypes collected from, Kohima Science College Campus, (25°39'56 N, 94°04'31 E, 1671 m.a.s.l.), Jotsoma, Nagaland, India. The type specimens have been deposited in AIMB. The species name 'novis' (Latin for strange) is pointing the presence of several new characters which are not yet recorded in the subgenus *Megachelonus*.



Chelonus (Megachelonus) novis Ranjith & Priyadarsanan, 2023

***Chelonus (Megachelonus) sahyadriensis* Ranjith & Priyadarsanan, Zootaxa, 5278 (3): 461-492, 2023**

The species *Chelonus (Megachelonus) sahyadriensis* was described by A.P. Ranjith and Dharma Rajan Priyadarsanan based on a Holotype collected from, Janakikkad (11°37'309 N, 75°47'308 E, 29 m. a.s.l.) Kozhikode, Kerala, India along with 27 Paratypes collected from Kotireddy Palle, (14°17'44 N, 78°05'16 E, 429 m) Telengana. The type specimens have been deposited in AIMB. The species name '*sahyadriensis*' is derived from the Sanskrit name of Western Ghats biodiversity hotspot.



Chelonus (Megachelonus) sahyadriensis Ranjith & Priyadarsanan, 2023

***Chelonus (Carinichelonus) siangensis* Ranjith & Priyadarsanan, Zootaxa 5278 (3): 461-492, 2023**

The species *Chelonus (Carinichelonus) siangensis* was described by A.P. Ranjith and Dharma Rajan Priyadarsanan based on a Holotype collected from, Komsing (28°25'3592 N, 95°00'0628 E, 1208 m.a.s.l). Arunachal Pradesh, India along with one Paratype collected from Pangin, (28°19'2627 N, 95°02'1793 E, 1259 m.a.s.l), Arunachal Pradesh, India. The type specimens have been deposited in AIMB. The species is named after the Siang Valley, which is part of the Eastern Himalayas Biodiversity Hotspot, where the type locality is situated.



Chelonus (Carinichelonus) siangensis Ranjith & Priyadarsanan, 2023


Genus: *Rhadinobracon* Szépligeti, 1906

Rhadinobracon levigatus Ranjith, *Zootaxa*, 5374 (2):196-210, 2023

The species *Rhadinobracon levigatus* was described by A.P. Ranjith, Cornelis Van Achterberg, P. Girish Kumar and Dharma Rajan Priyadarsanan based on a Holotype and a Paratype collected from Kaylana Lake side, Jodhpur, Rajasthan, India. The type specimens have been deposited in ZSI. The species is named after the smooth medio-basal area of the second metasomal tergite.



Rhadinobracon levigatus Ranjith, 2023



Rhadinobracon nitidus Ranjith, 2023

Rhadinobracon nitidus Ranjith, *Zootaxa*, 5374 (2):196-210, 2023

The species *Rhadinobracon nitidus* was described by A.P. Ranjith, Cornelis Van Achterberg, P. Girish Kumar and Dharma Rajan Priyadarsanan based on a Holotype and five Paratypes collected from Kaylana Lake side, Jodhpur, Rajasthan, India. The type specimens have been deposited in ZSI. The species is named after the smooth and shiny fifth metasomal tergite.

Genus: *Syntretus* Foerster, 1862

Syntretus curvatus Gupta, van Achterberg & Pattar, *Zootaxa*, 5319 (4):582-588, 2023

The species *Syntretus curvatus* was described by Ankita Gupta, Cornelis Van Achterberg, Rohit Pattar and Hemanth Kumar H. based on a Holotype collected from, Bengaluru, Karnataka, India. The type specimens have been deposited in NBAIR. The species is named after the decurved ovipositor.



Syntretus curvatus Gupta et al., 2023

Family: CERAPHRONIDAE

Genus: *Aphanogmus* Thompson, 1858

***Aphanogmus cecidovor* Ranjith, *Journal of Natural History*, 57(41-44):1963–1971, 2023**



Aphanogmus cecidovor Ranjith, 2023

The species *Aphanogmus cecidovor* was described by A. P. Ranjith, S. V. Ayiswarya, B. Niveditha and D. R. Priyadarsanan based on a Holotype and three Paratypes collected from Calicut University Campus, Malappuram, Kerala, India. The type specimens have been deposited in AIMB. The species is named after the peculiar host association as it parasitises the cecidomyiid which feeds on the gall-inducing mites.

Family: CHALCIDAE

Genus: *Chalcis* Fabricius, 1787

***Chalcis biligiriensis* Ranjith & Priyadarsanan, *ENTOMON*, 48(3):433-438, 2023**

The species *Chalcis biligiriensis* was described by A.P. Ranjith and Dharma Rajan Priyadarsanan based on a Holotype collected from Biligiri Rangaswamy Temple Tiger Reserve, scrub jungle, (77°06 55.1 E, 12°0141.4 N), Karnataka, Chamaraanagar India. The type specimens have been deposited in AIMB. The species is named after the type locality, Biligiri Rangaswamy Temple Tiger Reserve, Karnataka, India.



Chalcis biligiriensis Ranjith & Priyadarsanan, 2023

Genus: *Eniacomorpha* Girault, 1915

***Eniacomorpha bouceki* Binoy, *Journal of Asia Pacific Entomology*, 26:102140, 2023**



Eniacomorpha bouceki Binoy, 2023

The species *Eniacomorpha bouceki* was described by C. Binoy, G'érard Delvare, Wesley D. Colombo, K.S. Surya and P.M. Sureshan based on a Holotype and five Paratypes collected from Elathur (11°20'37"N; 75°43'6.74"E, 23.0 m), Kozhikode district, Kerala, India. The type specimens have been deposited in WGRC-ZSI. The Species name in masculine gender is in honour of Dr. Zdeněk Bouček (1924–2011), the world's foremost chalcidologist and father of modern chalcidology, 2023.



Chrysis parviocula Rosa, 2023

Family: CHRYSIDIDAE

Genus: *Chrysis* Linnaeus, 1761


***Chrysis parviocula* Rosa, *Journal of Natural History*, 57 (29 - 32):1396-1433, 2023**

The species *Chrysis parviocula* was described by Paolo Rosa based on a Holotype collected from Palghat [= Palakkad, Bangalore, India along with one Paratype collected from Peruvannamuzhi, (11.595° N, 75.822°E), Kozhikode, Kerala, India. The type specimens have been deposited in NHMUK. The specific epithet *parviocula* (feminine noun) derives from the Latin adjective *parvus* (small) and the Latin noun *oculus* (eye) and refers to the small compound eyes of this species.

Genus: *Elampus* Spinola, 1806

***Elampus bicolor* Rosa, *Journal of Natural History*, 57 (29 - 32):1396-1433, 2023**

The species *Elampus bicolor* was described by Paolo Rosa based on a Holotype collected from Kodumur, Kurnool district, Andhra Pradesh, India. The type specimens have been deposited in NHMUK. The specific name *bicolor* is related to the unique colouration of this species, with contrasting red and blue on mesosom.



Elampus bicolor Rosa, 2023

Family: CRABRONIDAE

Genus: *Piyumoides* Leclercq, 1963

***Piyumoides indicus* Amal, Kumar & Hedge, *J. Insect Biodivers. Syst.*, 10 (1): 91-98, 2023**



Piyumoides indicus Amal et al., 2023

The species *Piyumoides indicus* was described by Sreedharan Amal, Girish P. Kumar and Vishwanath D. Hegde based on a Holotype collected from Parambikulam Tiger Reserve, Anappady (10°26'43.2024" N, 76°48'33.8724" E), Palakkad district, Kerala, India. The type specimens have been deposited in WGRG-ZSI. The species is named after the country where it was collected.

Genus: *Spilomena* Shuckard, 1838

***Spilomena nilgiriensis* Tessy, Kumar & Sureshan, IN: Proceedings of the three-day International Conference on Faunal Diversity – Climate/ Global Warming/ Human Interference. Published by Sir Sayd College, Taliparambu, pp: 91-101, 2023**

The species *Spilomena nilgiriensis* was described by Tessy Rajan, Girish P. Kumar and P.M.Surehsan based on a Holotype collected from Emereld Heights Women's college, (11°24'36.72"N, 76°41'42"E, 2240 m), Tamilnadu, India. The type specimens have been deposited in WGRC-ZSI. The species is named after type locality.



Spilomena nilgiriensis Tessy et al., 2023

***Spilomena unus* Tessy, Kumar & Sureshan, IN: Proceedings of the three-day International Conference on Faunal Diversity – Climate/ Global Warming/ Human Interference. Published by Sir Sayd College, Taliparambu, pp: 91-101, 2023**

The species *Spilomena unus* was described by Tessy Rajan, Girish P. Kumar and P.M. Surehsan based on a Holotype collected from Methappu, (10°11'2.76"N, 77°10'58.8"E, 2009 m), Mannavanshola, Idukki district, Kerala, India. The type specimens have been deposited in WGRC-ZSI. The species named *unus* means single it denotes single sub marginal cell on fore wing.



Spilomena unus Tessy et al., 2023

Family: ENCYRTIDAE

Genus: *Psyllaephagus* Ashmead, 1900



Psyllaephagus malloticolae Rawat & Kumar, 2023

***Psyllaephagus malloticolae* Rawat & Kumar, *Journal of Asia Pacific Entomology*, 26:102140, 2023**

The species *Psyllaephagus malloticolae* was described by Sangeeta Rawat and Sandeep Kumar based on a Holotype and thirteen Paratypes collected from Suyalbari, Dhokaney waterfall Nainital, Uttarakhand, India. The type specimens have been deposited in ICAR-IARI. The Species is named after the specific epithet of the host, *T. malloticola*, a gall making psyllid, associated with Kamala tree, *Mallotus philippensis*.

Family: EULOPHIDAE

Genus: *Dermatopelte* Erdős & Novicky, 1951

***Dermatopelte striata* Ranjith & Burks, *Zootaxa*, 5231 (4): 471–480, 2023**

The species *Dermatopelte striata* was described by A.P. Ranjith, Roger A. Burks, E.B. Femi and Dharma Rajan Priyadarsanan based on a Holotype and a Paratype collected from Pfutsero (25.3422N, 94.1755E, 2133 m.a.s.l.), Phek, Nagaland, India. The type specimens have been deposited in AIMB. The species is named after the striated sculpture on antero-lateral part of petiole.



Dermatopelte striata Ranjith & Burks, 2023



Eulophus almoriensis Raza & Zeya, 2023

Genus: *Eulophus* Geoffroy, 1762

***Eulophus almoriensis* Raza & Zeya, *Rec. zool. Surv. India*, 123(i2S):55-60, 2023**

The species *Eulophus almoriensis* was described By Mohd Tanjeem Raza and Shahid Bin Zeya based on a Holotype and a Paatype collected from Ranikhet, Almora, Uttarakhand, India. The type specimens have been deposited in ZDAMU. The species name is derived from the name of the district Almora in Uttarakhand, from where the holotype was collected.



Eulophus orientalis Raza & Zeya, 2023

***Eulophus orientalis* Raza & Zeya, Rec. zool. Surv. India, 123(i2S):55-60, 2023**

The species *Eulophus orientalis* was described By Mohd Tanjeem Raza and Shahid Bin Zeya based on a Holotype and a Paratype collected from Kathgodam, Nainital, Uttarakhand, India. The type specimens have been deposited in ZDAMU. The name of species is derived from the Oriental region as the Indian subcontinent is a sub-region of Oriental realm.

Genus: *Iniostichus* Kamijo & Ikeda, 1997

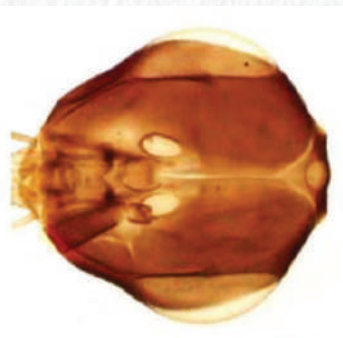
***Iniostichus proximus* Ranjith & Burks, Rec. zool. Surv. India, 123(i2S):55-60, 2023**

The species *Iniostichus proximus* was described By A.P. Ranjith, Roger A. Burks, E.B. Femi and Dharma Rajan Priyadarsanan based on a Holotype and a Paatype collected from Pfutsero, (25.3422N, 94.1755E, 2133 m.a.s.)l. Phek, Nagaland, India. The type specimens have been deposited in AIMB. The species is named after the position of the propodeal spiracle which is relatively close to the hind margin of metanotum.



Iniostichus proximus Ranjith & Burks, 2023

Genus: *Oomyzus* Rondani, 1870



Oomyzus dolo Ahamad & Zeya, 2023

***Oomyzus dolo* Ahamad & Zeya, Mun. Ent. Zool. 18:1832-1839, 2023**

The species *Oomyzus dolo* was described By Mukeem Ahamad, Mohd Tanjeem Raza, Neha Parveen and Shahid Bin Zeya based on a Holotype and three Paratype collected from Pulwama, Jammu & Kashmir, India. The type specimens have been deposited in ZDAMU. This species name is an arbitrary combination of letters.


***Oomyzus sarfrazi* Ahamad & Zeya, Mun. Ent. Zool., 18:1832-1839, 2023**

The species *Oomyzus sarfrazi* was described By Mukeem Ahamad, Mohd Tanjeem Raza, Neha Parveen and Shahid Bin Zeya based on a Holotype collected from Ranikhet, Uttarakhand, India. The type specimens have been deposited in ZDAMU. This species is named after Dr. Sarfrazul Islam Kazmi, Scientist, Zoological Survey of India, Kolkata for his contribution to the taxonomy of Indian Encyrtidae and Vespidae.



Oomyzus sarfrazi Ahamad & Zeya, 2023

Genus: *Parzaommomyia* Girault (1915)



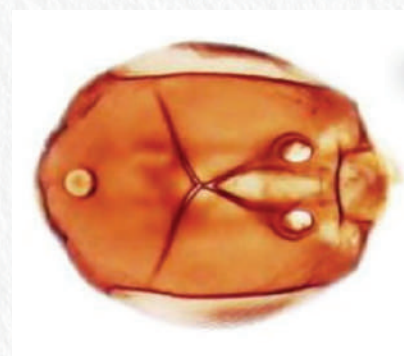
Parzaommomyia haziqi Parveen & Zeya, 2023

***Parzaommomyia haziqi* Parveen & Zeya, The European Zoological Journal, 90(1):156-166, 2023**

The species *Parzaommomyia haziqi* was described by Neha Parveen and Shahid Bin Zeya based on a Holotype collected from Halavarthy, Karnataka, India along with two Paratypes collected from Buxa Tiger Reserve, West Bengal. The type specimens have been deposited in ZDAMU. The species is named after the son (Mohammad Haziq) of the first author.

***Parzaommomyia halavarthyensis* Parveen & Zeya, The European Zoological Journal, 90:1, 156-166, 2023**

The species *Parzaommomyia halavarthyensis* was described By Neha Parveen and Shahid Bin Zeya based on a Holotype collected from Halavarthy, Karnataka, India. The type specimens have been deposited in ZDAMU. The species name is derived from the locality 'Halavarthy', Koppal, Karnataka from where the holotype is collected.



Parzaommomyia halavarthyensis Parveen & Zeya, 2023

Family: FORMICIDAE

Genus: *Aenictus* Shuckard, 1840



Aenictus dirangensis Dhadwal & Bharti, 2023

***Aenictus dirangensis* Dhadwal & Bharti, *J. Entomol. Res. Soc.*, 25(2): 387-403, 2023**

The species *Aenictus dirangensis* was described by Tarun Dhadwal and Himender Bharti based on a Holotype and fourteen Paratypes collected from Dirang, (27.3566° N, 92.23720° E, 1560m) Arunachal Pradesh, India. The type specimens have been deposited in PUAC. The species has been named after the type locality.

***Aenictus kadalarensis* Sahoo, Ramakrishnaiah, Dharma Rajan & Datta-Roy, *J. Entomol. Res. Soc.*, 25(3): 615-622, 2023**

The species *Aenictus kadalarensis* was described by Bikash Sahoo, Sahanashree Ramakrishnaiah, A Priyadarsanan Dharma Rajan and Aniruddha Datta-Roy based on a Holotype and sixty four Paratypes collected from Kadalar tea estate, (10.1330°N 76.9977°E, 1416 m), Idukki, Munnar, Kerala, India. The type specimens have been deposited in AIMB. The name of the species is derived from the type locality, Kadalar tea estate, Munnar, Kerala.



Aenictus kadalarensis Sahoo et al., 2023

Genus: *Camponotus* Mayr, 1861



Camponotus meghalayaensis Dhadwal & Bharti, 2023

***Camponotus meghalayaensis* Dhadwal & Bharti, *European Journal of Taxonomy*, 901: 1-51, 2023**

The species *Camponotus meghalayaensis* was described by Tarun Dhadwal and Himender Bharti based on a Holotype and six Paratypes collected from Nongpoh; (25.9194° N, 91.8649° E; 475 m), Meghalaya, India. The type specimens have been deposited in PUAC. The species has been named after the state Meghalaya, from where it was discovered.

***Camponotus sholensis* Dhadwal & Bharti, *European Journal of Taxonomy*, 901: 1–51, 2023**

The species *Camponotus sholensis* was described by Tarun Dhadwal and Himender Bharti based on a Holotype and seventeen Paratypes collected from Pampadum Shola National Park; (10.1266° N, 77.2581° E; elev. 1700 m), Kerala, India. The type specimens have been deposited in PUAC. The species has been named after the Shola National Park.



Camponotus sholensis Dhadwal & Bharti, 2023

Genus: *Crematogaster* Lund, 1831



Crematogaster bonnieae Akbar et al., 2023

***Crematogaster bonnieae* Akbar, Bharti & Wachkoo, *Annales Zoologici Fennici*, 60(1): 9–17, 2023**

The species *Crematogaster bonnieae* was described by Shahid A. Akbar, Himender Bharti & Aijaz A. Wachkoo based on a Holotype and two Paratypes collected from Periyar Tiger Reserve, Manalar, (9°35' N, 77°18' E, 1630 m a.s.l), Kerala, India. The type specimens have been deposited in PUAC. The species name derived from the first name of Bonnie B. Blaimer in honour of her significant contributions to studies of the genus

Genus: *Lordomyrma* Emery, 1897

***Lordomyrma mewasinghi* Dhadwal & Bharti, *ASIAN MYRMECOLOGY*, 16: e016001, 2023**

The species *Lordomyrma mewasinghi* was described By Tarun Dhadwal and Himender Bharti based on a Holotype and seven Paratypes collected from Pampadum shola National Park (10.12660N, 77.25820E), Kerala, India along with two Paratypes collected from Karian shola National Park, (10.38330N, 77.08330E), Kerala. The type specimens have been deposited in PUAC. The species is named in honor of Professor Mewa Singh, who has worked extensively on the behaviour of primates from India.



Lordomyrma mewasinghi Dhadwal & Bharti, 2023

Genus: *Tetramorium*, Mayr, 1855

***Tetramorium alii* Akbar, Schifani, Bharti & Wachkoo, *Ann. Zool. Fennici*, 60: 109–126 2023**

The species *Tetramorium alii* was described by Shahid A. Akbar, Enrico Schifani, Himender Bharti and Aijaz A. Wachkoo based on a Holotype and six Paratypes collected from Periyar Tiger Reserve, (9°35'00.0"N, 77°18'00.0"E, 1630 m a.s.l.), Manalar, Kerala, India. The type specimens have been deposited in PUAC. The species epithet honours late Dr. Mushtaq Ali, pioneer and renowned ant taxonomist of India.



Tetramorium alii Akbar et al., 2023



Tetramorium binghami Akbar et al., 2023

***Tetramorium binghami* Akbar, Schifani, Bharti & Wachkoo, *Ann. Zool. Fennici*, 60: 109–126 2023**

The species *Tetramorium binghami* as described by Shahid A. Akbar, Enrico Schifani, Himender Bharti and Aijaz A. Wachkoo based on a Holotype and four Paratypes collected from Salim Ali Bird Sanctuary, (10°45'00.0"N, 76°44'00.0"E, 118 m a.s.l.), Kerala, India. The type specimens have been deposited in PUAC. The species is named after the Irish entomologist and naturalist Charles Thomas Bingham (1848– 1908) for his valuable contribution to the knowledge of Indian ants.

***Tetramorium hitagarciai* Akbar, Schifani, Bharti & Wachkoo, *Ann. Zool. Fennici*, 60: 109–126 2023**

The species *Tetramorium hitagarciai* as described by Shahid A. Akbar, Enrico Schifani, Himender Bharti and Aijaz A. Wachkoo based on a Holotype and five Paratypes collected from Silent Valley National Park, (11°05'38.0"N, 76°26'46.3"E, 900 m a.s.l.), Kerala, India. The type specimens have been deposited in PUAC. The species is named after myrmecologist and friend Francisco Hita Garcia for his important contribution to the taxonomy of *Tetramorium* ants.



Tetramorium hitagarciai Akbar et al., 2023

Genus: *Stictoponera* Mayr, 1887



Stictoponera lattkei Dhadwal & Bharti, 2023

Stictoponera lattkei Dhadwal & Bharti, *ASIAN MYRMECOLOGY*, 16: e016002, 2023

The species *Stictoponera lattkei* was described by Tarun Dhadwal and Himender Bharti based on a Holotype and five Paratype collected from Rorathang, (27.19610N, 88.60790E, 560m), Sikkim, India. The type specimens have been deposited in PUAC. The species is named in honour of Prof. John E. Lattke a distinguished Entomologist based at Department of Zoology, Universidade Federal do Parana, Curitiba, Parana, Brazil.

Genus: *Vollenhovia* Mayr, 1865

Vollenhovia karimalaensis Dhadwal, Rilta & Bharti, *Sociobiology*, 70(3): e9103, 2023

The species *Vollenhovia karimalaensis* was described by Tarun Dhadwal, Joginder Singh Rilta, Himender Bharti based on a Holotype and five Paratypes collected from Parambikulam Tiger Reserve, Karimala, (9.5517°N, 77.0639°E, 1100 m), Kerala, India. The type specimens have been deposited in PUAC. The species is named after the type locality.



Vollenhovia karimalaensis Dhadwal et al., 2023



Vollenhovia mawrapensis Dhadwal et al., 2023

Vollenhovia mawrapensis Dhadwal, Rilta & Bharti, *Sociobiology*, 70(3): e9103, 2023

The species *Vollenhovia mawrapensis* as described by Tarun Dhadwal, Joginder Singh Rilta, Himender Bharti based on a Holotype and two Paratypes collected from Mawrap, (25.1628° N, 91.3830° E, 600 m), Meghalaya, India. The type specimens have been deposited in PUAC. The species is named after the type locality.

***Vollenhovia pfeifferi* Dhadwal, Rilta & Bharti, *Sociobiology*, 70(3): e9103, 2023**

The species *Vollenhovia pfeifferi* as described by Tarun Dhadwal, Joginder Singh Rilta, Himender Bharti based on a Holotype and five Paratypes collected from Parambikulam Tiger Reserve, Karimala, (9.5538°N, 77.0610°E, 900 m), Kerala, India. The type specimens have been deposited in PUAC. The species is named in honor of Dr. Martin Pfeiffer, Senior scientist at the Department for Biogeography, University of Bayreuth, Germany, for his contributions to the field of Ant ecology and biogeography.



Vollenhovia pfeifferi Dhadwal et al., 2023



Vollenhovia taylori Dhadwal et al., 2023

***Vollenhovia taylori* Dhadwal, Rilta & Bharti, *Sociobiology*, 70(3): e9103, 2023**

The species *Vollenhovia taylori* as described by Tarun Dhadwal, Joginder Singh Rilta, Himender Bharti based on a Holotype collected from Chapramari Wild Life Sanctuary, (26.5304°N, 88.5107°E, 200 m), West Bengal, India. The type specimens have been deposited in PUAC. The species is named after Dr. Brian Taylor for his contributions to ant systematics.

***Vollenhovia terayamai* Dhadwal, Rilta & Bharti, *Sociobiology*, 70(3): e9103, 2023**

The species *Vollenhovia terayamai* described by Tarun Dhadwal, Joginder Singh Rilta, Himender Bharti based on a Holotype and a Paratype collected from Chapramari Wild Life Sanctuary, (26.5304°N, 88.5107°E, 200 m), West Bengal, India. The type specimens have been deposited in PUAC. The species is named in regard to Prof. Mamoru Terayama for his contributions to ant systematics.



Vollenhovia terayamai Dhadwal et al., 2023



Vollenhovia yasmeenae Akbar et al., 2023

***Vollenhovia yasmeenae* Akbar, Bharti, Schifani & Wachkoo, *European Journal of Taxonomy*, 908: 77–107, 2023**

The species *Vollenhovia yasmeenae* was described by Shahid Ali Akbar, Himender Bharti, Enrico Schifani and Aijaz Ahmad Wachkoo based on a Holotype and three Paratypes collected from Silent Valley National Park; (11°09' N, 76°44' E; alt. 900 m) Kerala, India along with three Paratypes collected from Silent Valley National Park; near Badriya Juma Masjid, Makkali; (11°06' N, 76°53' E; alt. 700 m), Kerala. The type specimens have been deposited in PUAC. The specific epithet is a Latinized noun in genitive, derived from the first name of Jammu and Kashmir's first female Director of Colleges, Dr Yasmeen Ashai, for her service to higher education in the region.

Family: HALICTIDAE

Genus: *Lasioglossum* Curtis, 1833

***Lasioglossum (Hemihalictus) longitudinale* Falswal & Dey, *ZOOSYSTEMATICA ROSSICA*, 32(2): 200–210, 2023**

The species *Lasioglossum (Hemihalictus) longitudinale* was described by J. Falswal and D. Dey based on a Holotype collected from Dehradun (30.3438°N, 77.9978°E), Uttarakhand, India. The type specimens have been deposited in NPC-IARI. The specific name is derived from the Latin noun *longitudo* (length, longness) with the addition of the suffix *-alis*, forming an adjective in relation to the noun; the name reflects the diagnostic character of the species, the complete longitudinal ridges located on the basal propodeum.



Lasioglossum (Hemihalictus) longitudinale Falswal & Dey, 2023



Lasioglossum (Hemihalictus) rugulosum Falswal & Dey, 2023

***Lasioglossum (Hemihalictus) rugulosum*
Falswal & Dey, ZOOSYSTEMATICA
ROSSICA, 32(2): 200–210, 2023**

The species *Lasioglossum (Hemihalictus) rugulosum* was described By J. Falswal and D. Dey based on a Holotype and three Pratypes collected from Dehradun, (30.3438°N, 77.9978°E), Uttarakhand, India. The type specimens have been deposited in NPC–IARI. The species name is a Latin adjective meaning “slightly wrinkled”, in accordance with the diagnostic character of the reticulation and oblique ridges present on the basal propodeum.

Family: MUTILLIDAE

Genus: *Dasylabris* Radoszkowski, 1885

***Dasylabris leleji* Terine & Kumar, *Zootaxa*,
5263 (1):135-140, 2023**

The species *Dasylabris leleji* was described by Joshua B. Terine, Girish P. Kumar, and Yogesh B. Adithya based on a Holotype collected from Mohad (21.174591°N, 76.253703°E, 307 m), Burhanpur district, Madhya Pradesh, India. The type specimens have been deposited in WGRC-ZSI. The name is dedicated to Arkady S. Lelej for his contribution to the taxonomy of Mutillidae.



Dasylabris leleji Terine & Kumar, 2023

Genus: *Smicromyrme* THOMSON, 1870



Smicromyrme (Eremotilla) williamsi Terine & Kumar, 2023

***Smicromyrme (Eremotilla) williamsi*
Terine & Kumar, *Zootaxa*, 5353 (1):
82-88, 2023**

The species *Smicromyrme (Eremotilla) williamsi* was described by Joshua B. Terine and Girish P. Kumar based on a Holotype and a Paratype collected from Sairandri, (11.093°N, 76.446°E, 1038 m), Silent Valley National Park, Palakkad district, Kerala, India. The type specimens have been deposited in WGRC-ZSI. The name is dedicated to Dr Kevin A. Williams, Plant Pest Diagnostics Center, California Department of Food and Agriculture, Sacramento, USA for his contribution to the taxonomic studies of Mutillidae.

Family: MYMARIDAE

Genus: *Acmopolynema* Ogloblin, 1946



Acmopolynema misbahae Anwar et al., 2023

***Acmopolynema misbahae* Anwar, Zeya & Usman, *The European Zoological Journal*, 90(1): 156–166, 2023**

The species *Acmopolynema misbahae* was described by T. Anwar, S. B. Zeya, S. U. Usman, F. R. Khan, M. Mahamood, F. Zahir, and S. S. Alhewairini based on a Holotype collected from ICAR Comp. Tadong, Sikkim, India. The type specimens have been deposited in Aligarh Muslim University, Aligarh, Uttar Pradesh, India. The species is named after Dr. Misbah Shams for her excellent contributions in the field of medical sciences.

Genus: *Dicopomorpha* Ogloblin, 1955

***Dicopomorpha heraty* Anwar & Zeya, *J. Entomol. Res. Soc.*, 25(1): 91-99, 2023**

The species *Dicopomorpha heraty* was described by Prince Tarique Anwar, Shahid Bin Zeya, Syeda Uzma Usman, Syed Kamran Ahmad and Farmanur Rahman Khan based on a Holotype collected from Shimla, Himachal Pradesh, India. The type specimens have been deposited in ZDAMU. The species is named after Dr. John Heraty, Professor in Entomology, University of California, Riverside, California, USA.



Dicopomorpha heraty Anwar & Zeya, 2023



Dicopomorpha mirzai Anwar et al., 2023

***Dicopomorpha mirzai* Anwar, Zeya, Usman, Ahmad & Khan, *J. Entomol. Res. Soc.*, 25(1): 91-99, 2023**

The species *Dicopomorpha mirzai* was described By Prince Tarique Anwar, Shahid Bin Zeya, Syeda Uzma Usman, Syed Kamran Ahmad and Farmanur Rahman Khan based on a Holotype collected from Barsar, Hamirpur, Himachal Pradesh, India. The type specimens have been deposited in ZDAMU. The species is named in honour of Professor (Late) Babar Mirza, founder of the Department of Zoology, Aligarh Muslim University, Aligarh.

Genus: *Palaeoneura* Waterhouse, 1915



Palaeoneura razii Anwar et al., 2023

***Palaeoneura razii* Anwar Zeya & Usman, The European Zoological Journal, 90(1): 156–166, 2023**

The species *Palaeoneura razii* was described by T. Anwar, S. B. Zeya, S. U. Usman, F. R. Khan, M. Mahamood, F. Zahir, and S. S. Alhewairini based on a Holotype collected from Ernakulam, Kozhancherry, Kerala, India and one Paratype collected from Pathanamithetta, Ommathur, Kerala, India. The type specimens have been deposited in Aligarh Muslim University, Aligarh, Uttar Pradesh, India. The species is named after Dr Syed Mohammad Razi (MBBS, MD, DM- endocrinology) for his excellent contributions in the field of medical sciences.

Genus: *Storozhenkotilla* Lelej, 2005

***Storozhenkotilla nathani* Lelej, Zootaxa, 5228 (4): 455–476, 2023**

The species *Storozhenkotilla nathani* was described by Arkady S. Lelej, Kevin A. Williams, Joshua B. Terine, Juriya Okayasu, Grishma R. Parikh and Girish P. Kumar based on a Holotype collected from, Agumbe Ghat, (600 m) Shimoga dist[ri]ct, Mysore [Mysuru], Karnataka, India. The type specimens have been deposited in IBSS. The specific name is dedicated to P. Susai Nathan (1891–1976), Indian naturalist, entomologist, natural history specimen collector, who collected the Mutillidae in South India (Tamil Nadu).



Storozhenkotilla nathani Lelej, 2023

Family: POMPIDIDAE

Genus: *Ceropales* Latreille, 1796

***Ceropales (Ceropales) anaghae* Anju, Girish Kumar & Thejass, Zootaxa, 5264 (1):119–128, 2023**

The species *Ceropales (Ceropales) anaghae* was described by K. Anju, P. Thejass, C. Binoy, P. and Girish Kumar based on a Holotype collected from Madappally (11°38'38"N, 75°34'14"E), Kozhikode district, Kerala along with three Paratypes collected from different location of Kerala Tamil Nadu and Utarakhand. The type specimens have been deposited in WGRC-ZSI. The species name in feminine gender is derived from Anagha, after S. Anagha (research scholar, Zoological Survey of India, Western Ghats Regional Centre) who collected the holotype specimen.



Ceropales (Ceropales) anaghae Anju et al., 2023



Ceropales (Ceropales) keralaensis Anju et al., 2023

***Ceropales (Ceropales) keralaensis* Anju, Binoy & Thejass, Zootaxa, 5264 (1):119-128, 2023**

The species *Ceropales (Ceropales) keralaensis* was described by K. Anju, P. Thejass, C. Binoy, P. and Girish Kumar based on a Holotype collected from Viyyur (11°28'57"N, 75°41'06"E) Kozhikode district, Kerala, India. along with three Paratypes collected from different location of Karnataka, Kerala and Tamil Nadu. The type specimens have been deposited in WGRC-ZSI. The species name refers to the Indian state of Kerala, where the holotype was collected.

Family: PTEROMALIDAE

Genus: *Oricoruna* Boucek, 1979

***Oricoruna iceryophagus* Surya, Binoy & Sureshan, In: Proceedings of the Three Day International Conference on Faunal Diversity, Climate, Global Warming and Human Interference.140-146. ISBN: 978-81-958276-2-6, 2023**

The species *Oricoruna iceryophagus* was described by K.S. Surya, C. Binoy, and P. M. Sureshan based on a Holotype and several paratypes collected from Poyilkaavu (11°24'39.6"N, 75°43'06.0"E, 2 m), Burhanpur district, Madhya Pradesh, India. The type specimens have been deposited in WGRC-ZSI. The species is named after its host generic name.



Oricoruna iceryophagus Surya et al., 2023

Family: SCELIONIDAE

Genus: *Trimorus* Förster, 1856

***Trimorus abhirupus* Debnath,
Rajmohana & Sunita, *Rec. zool. Surv.*
India, 123(i2S)/:113-120, 2023**

The species *Trimorus abhirupus* was described by Rupam Debnath, Sunita Patra, Abitha and K. Rajmohana based on a Holotype and a Paratype collected from Bethuadahari Wildlife Sanctuary (23.598614 N, 88.391431 E, 40m ASL), Nadia, West Bengal, India. The type specimens have been deposited in NZC-ZSI. The species epithet is derived from the Sanskrit word 'abhirup' = 'beautiful' due to its strikingly beautiful appearance.



Trimorus abhirupus Debnath et al., 2023

Family: SPARASIONIDAE

Genus: *Sparasion* Latreille, 1802

***Sparasion bhairavi* Veenakumari, *BMC Zoology*, 8:14, 2023, <https://doi.org/10.1186/s40850-023-00169-6>**

The species *Sparasion bhairavi* was described by Kamalanathan Veenakumari, Andrew Polaszek, Roberto Poggi, Kolla Sreedevi, Prashanth Mohanraj, Farmanur Rahman Khan and Gundappa Baradevanal based on a Holotype collected from Tadiyankudisai (10°17'58"N 77°42'42"E, 990 m), Lower Pulney Hills, Tamil Nadu, India along with several Paratypes collected from different location of Tamil Nadu and Kerala. The type specimens have been deposited in ICAR/NBAIR. This species is named '*Bhairavi*' after a raga, or melodic structure, in Hindustani music, one of the two major traditions of Indian classical music; usually sung at dawn and called the queen of the morning melodies.



Sparasion bhairavi Veenakumari, 2023

***Sparasion bhupali* Veenakumari, BMC Zoology, 8:14, 2023, <https://doi.org/10.1186/s40850-023-00169-6>**

The species *Sparasion bhupali* was described by Kamalanathan Veenakumari, Andrew Polaszek, Roberto Poggi, Kolla Sreedevi, Prashanth Mohanraj, Farmanur Rahman Khan and Gundappa Baradevanal based on a Holotype collected from Hosur (12°37'28"N 77°55'29"E, 758m), Uddanapalli, Tamil Nadu, India along with several Paratypes collected from different location of Tamil Nadu. The type specimens have been deposited in ICAR/NBAIR. This species is named '*Bhupali*' after a raga, or melodic structure, in the Hindustani tradition of Indian classical music usually performed at dusk.



Sparasion bhupali Veenakumari, 2023

***Sparasion bihagi* Veenakumari, BMC Zoology, 8:14, 2023, <https://doi.org/10.1186/s40850-023-00169-6>**



Sparasion bihagi Veenakumari, 2023

The species *Sparasion bihagi* was described by Kamalanathan Veenakumari, Andrew Polaszek, Roberto Poggi, Kolla Sreedevi, Prashanth Mohanraj, Farmanur Rahman Khan and Gundappa Baradevanal based on a Holotype collected from Chikkaballapur (13°37'02"N, 77°41'34"E, 1448 m), Nandi Hills, Karnataka, India along with several Paratypes collected from different location of Karnataka. The type specimens have been deposited in ICAR/NBAIR. This species is named '*Bihag*' after a raga, or melodic structure, in classical Hindustani music, one of the two schools of Indian classical music, to be performed late at night.

***Sparasion bilahari* Veenakumari, BMC Zoology, 8:14, 2023, <https://doi.org/10.1186/s40850-023-00169-6>**

The species *Sparasion bilahari* was described by Kamalanathan Veenakumari, Andrew Polaszek, Roberto Poggi, Kolla Sreedevi, Prashanth Mohanraj, Farmanur Rahman Khan and Gundappa Baradevanal based on a Holotype collected from Hosur, (12°37'28"N 77°55'29"E, 758 m), Uddanapalli, Tamil Nadu, India along with several Paratypes collected from different location of Karnataka. The type specimens have been deposited in ICAR/NBAIR. This species is named '*Bilahari*' after the ragam, or melodic structure, rendered in the morning in Carnatic music, the South Indian classical music tradition.



Sparasion bilahari Veenakumari, 2023

***Sparasion darbari* Veenakumari, BMC Zoology, 8:14, 2023, <https://doi.org/10.1186/s40850-023-00169-6>**

The species *Sparasion darbari* was described by Kamalanathan Veenakumari, Andrew Polaszek, Roberto Poggi, Kolla Sreedevi, Prashanth Mohanraj, Farmanur Rahman Khan and Gundappa Baradevanal based on a Holotype collected from Yercaud, (11°47'44"N 78°12'42"E, 1399 m), Tamil Nadu, India. The type specimens have been deposited in ICAR/NBAIR. This species is named 'Darbari' after a raga, or melodic structure, in Hindustani music (an Indian classical music tradition), derived from 'durbar' meaning 'royal court' in Persian and considered by some cognoscenti to be the 'emperor of ragas and the raga of emperors'.



Sparasion darbari Veenakumari, 2023

***Sparasion deepaki* Veenakumari, BMC Zoology, 8:14, 2023, <https://doi.org/10.1186/s40850-023-00169-6>**



Sparasion deepaki Veenakumari, 2023

The species *Sparasion deepaki* was described by Kamalanathan Veenakumari, Andrew Polaszek, Roberto Poggi, Kolla Sreedevi, Prashanth Mohanraj, Farmanur Rahman Khan and Gundappa Baradevanal based on a Holotype collected from College of Horticulture, (13°06'54"N, 75°37'57"E, 976 m) Mudigere, Karnataka, India. The type specimens have been deposited in ICAR/NBAIR. This species is named 'Deepak' after the melodic structure or raga in Hindustani music – an Indian classical music tradition – called the raga or melody of fire, and its consummate rendition on a rare occasion by the musician Tansen in the Mughal emperor Akbar's court is said to have set the music hall on fire.

***Sparasion elbakyanae* Veenakumari, BMC Zoology, 8:14, 2023, <https://doi.org/10.1186/s40850-023-00169-6>**

The species *Sparasion elbakyanae* was described by Kamalanathan Veenakumari, Andrew Polaszek, Roberto Poggi, Kolla Sreedevi, Prashanth Mohanraj, Farmanur Rahman Khan and Gundappa Baradevanal based on a Holotype collected from Hosur, (12°37'28"N 77°55'29"E, 758 m), Uddanapalli, Tamil Nadu, India along with several Paratypes collected from different location of Tamil Nadu. The type specimens have been deposited in ICAR/NBAIR. This species is named in honour of Alexandra Elbakyan, the intrepid crusader from the Republic of Kazakhstan, who by founding the website Sci-Hub, took on the giants of the publishing industry in her quest to democratize knowledge by 'removing all barriers in access to scientific knowledge'



Sparasion elbakyanae Veenakumari, 2023

***Sparasion hindoli* Veenakumari, BMC Zoology, 8:14, 2023, <https://doi.org/10.1186/s40850-023-00169-6>**

The species *Sparasion hindoli* was described by Kamalanathan Veenakumari, Andrew Polaszek, Roberto Poggi, Kolla Sreedevi, Prashanth Mohanraj, Farmanur Rahman Khan and Gundappa Baradevanal based on a Holotype collected from Indian Institute of Soil and Water Conservation (IISWC), (11°21'36"N 76°48'42"E, 1997 m), Nilgiris, Wellington, Tamil Nadu, India along with several Paratypes collected from different location of Tamil Nadu. The type specimens have been deposited in ICAR/NBAIR. This species is named 'Hindol' after one of the ragas or melodic structures, in North Indian (Hindustani) classical music associated with Spring and sung in the early hours of the day.



Sparasion hindoli Veenakumari, 2023

***Sparasion kalyani* Veenakumari, BMC Zoology, 8:14, 2023, <https://doi.org/10.1186/s40850-023-00169-6>**



Sparasion kalyani Veenakumari, 2023

The species *Sparasion kalyani* was described by Kamalanathan Veenakumari, Andrew Polaszek, Roberto Poggi, Kolla Sreedevi, Prashanth Mohanraj, Farmanur Rahman Khan and Gundappa Baradevanal based on a Holotype collected from Yelagiri, Thayalur, (12°34'43"N 78°39'46"E, 1111 m), Tamil Nadu, India along with one Paratype collected from Lower Pulney Hills, (10°17'58"N 77°42'42"E, 990 m) Thadiyankudisai, Tamil Nadu. The type specimens have been deposited in ICAR/NBAIR. This species is named 'Kalyani' after a ragam or melodic structure in South Indian (Carnatic) classical music meaning 'the lady who is the harbinger of the auspicious'; performed often at South Indian weddings.

***Sparasion kanakangi* Veenakumari, BMC Zoology, 8:14, 2023, <https://doi.org/10.1186/s40850-023-00169-6>**

The species *Sparasion kanakangi* was described by Kamalanathan Veenakumari, Andrew Polaszek, Roberto Poggi, Kolla Sreedevi, Prashanth Mohanraj, Farmanur Rahman Khan and Gundappa Baradevanal based on a Holotype collected from Lower Pulney Hills, (10°17'58"N 77°42'42"E, 990 m) Thadiyankudisai, Tamil Nadu, India along with several Paratypes collected from different location of Tamil Nadu. The type specimens have been deposited in ICAR/NBAIR. This species is named 'Kanakangi' after a ragam or melodic structure in South Indian (Carnatic) classical music which means 'the golden bodied one'.



Sparasion kanakangi Veenakumari, 2023

***Sparasion karivadana* Veenakumari, BMC Zoology, 8:14, 2023, <https://doi.org/10.1186/s40850-023-00169-6>**

The species *Sparasion karivadana* was described by Kamalanathan Veenakumari, Andrew Polaszek, Roberto Poggi, Kolla Sreedevi, Prashanth Mohanraj, Farmanur Rahman Khan and Gundappa Baradevanal based on a Holotype collected from Dalhousie, (32°32'19"N 75°58'15"E, 2021m) Himachal Pradesh, India along with several Paratypes collected from different location of Himachal Pradesh and Karnataka. The type specimens have been deposited in ICAR/NBAIR. This species is named 'karivadana', one of the many names of the elephant-headed Hindu God Ganesha.



Sparasion karivadana Veenakumari, 2023

***Sparasion manavati* Veenakumari, BMC Zoology, 8:14, 2023, <https://doi.org/10.1186/s40850-023-00169-6>**



Sparasion manavati Veenakumari, 2023

The species *Sparasion manavati* was described by Kamalanathan Veenakumari, Andrew Polaszek, Roberto Poggi, Kolla Sreedevi, Prashanth Mohanraj, Farmanur Rahman Khan and Gundappa Baradevanal based on a Holotype collected from Brahmavara, (13°25'51"N, 74°44'43"E, 36 m), Udupi, Karnataka, India along with several Paratypes collected from different location of Himachal Pradesh and Karnataka. The type specimens have been deposited in ICAR/NBAIR. This species is named 'Manavati' after a ragam or melodic structure in South Indian (Carnatic) classical music which means 'the bride'.

***Sparasion meghmalhari* Veenakumari, BMC Zoology, 8:14, 2023, <https://doi.org/10.1186/s40850-023-00169-6>**

The species *Sparasion meghmalhari* was described by Kamalanathan Veenakumari, Andrew Polaszek, Roberto Poggi, Kolla Sreedevi, Prashanth Mohanraj, Farmanur Rahman Khan and Gundappa Baradevanal based on a Holotype collected from Central Island Agricultural Research Institute, (CIARI), (11°36'21"N 92°42'21"E, 44 m), South Andaman, Garacharma Andaman and Nicobar Islands, India along with several Paratypes collected from different location of Andaman and Nicobar Islands. The type specimens have been deposited in ICAR/NBAIR. This species is named 'Meghmalhar' after a raga, or melodic structure, in North Indian (Hindustani) classical music (meaning clouds which bring rain) sung by the daughter of Tansen (the legendary musician in Mughal emperor Akbar's court) to quench the fire resulting from the rendition of the raga Deepak (the melody of fire) by her father.



Sparasion meghmalhari Veenakumari, 2023

***Sparasion pahadi* Veenakumari,
BMC Zoology, 8:14, 2023, <https://doi.org/10.1186/s40850-023-00169-6>**

The species *Sparasion pahadi* was described by Kamalanathan Veenakumari, Andrew Polaszek, Roberto Poggi, Kolla Sreedevi, Prashanth Mohanraj, Farmanur Rahman Khan and Gundappa Baradevanal based on a Holotype collected from Campbell Bay,

(7°00'27"N 93°54'17"E, 13 m) Great Nicobar I, Andaman and Nicobar Islands, India along with several Paratypes collected from Campbell Bay (7°00'27"N 93°54'17"E, 13 m) Great Nicobar Island, Andaman and Nicobar Islands. The type specimens have been deposited in ICAR/NBAIR. This species is named 'Pahadi' (meaning 'of the mountains') after a simple raga or melodic structure in North Indian (Hindustani) classical music derived from the folk music of the people of the Himalaya reflecting a romantic mood imbued with intense sadness.



Sparasion pahadi Veenakumari, 2023

***Sparasion ratnangi* Veenakumari, BMC Zoology, 8:14, 2023, <https://doi.org/10.1186/s40850-023-00169-6>**



Sparasion ratnangi Veenakumari, 2023

The species *Sparasion ratnangi* was described by Kamalanathan Veenakumari, Andrew Polaszek, Roberto Poggi, Kolla Sreedevi, Prashanth Mohanraj, Farmanur Rahman Khan and Gundappa Baradevanal based on a Holotype and three Paratypes collected from Brahmavara, (13°25'51"N 74°44'43"E, 36 m), Udupi, Karnataka, India. The type specimens have been deposited in ICAR/NBAIR. This species is named 'Ratnangi' after a ragam or melodic structure in South Indian (Carnatic) classical music meaning 'one with gems for limbs'.

***Sparasion rupavati* Veenakumari,
BMC Zoology, 8:14, 2023, <https://doi.org/10.1186/s40850-023-00169-6>**

The species *Sparasion rupavati* was described by Kamalanathan Veenakumari, Andrew Polaszek, Roberto Poggi, Kolla Sreedevi, Prashanth Mohanraj, Farmanur Rahman Khan and Gundappa Baradevanal based on a Holotype collected from Simen Chapori, (27°43'19"N 94°52'05"E, 120 m), Dhemaji, Assam, India along with several Paratypes collected from Assam and Arunachal Pradesh. The type specimens have been deposited in ICAR/NBAIR. This species is named 'Rupavati' after a ragam or melodic structure in South Indian (Carnatic) classical music meaning 'the beautiful one'.



Sparasion rupavati Veenakumari, 2023

***Sparasion salagami* Veenakumari, BMC Zoology, 8:14, 2023, <https://doi.org/10.1186/s40850-023-00169-6>**

The species *Sparasion salagami* was described by Kamalanathan Veenakumari, Andrew Polaszek, Roberto Poggi, Kolla Sreedevi, Prashanth Mohanraj, Farmanur Rahman Khan and Gundappa Baradevanal based on a Holotype collected from Central Coastal Agriculture Research Institute (CCARI), Krishi Vigyan Kendra (KVK), 15°29'53"N, 73°55'25"E, 15 m, Carambolim, Goa, India along with three Paratypes collected from CCARI, KVK, (15°29'53"N 73°55'25"E, 15 m), Carambolim, Goa, India. The type specimens have been deposited in ICAR/NBAIR. This species is named 'Salagam' after a simple melodic structure or ragam in Carnatic (South Indian) classical music.



Sparasion salagami Veenakumari, 2023

***Sparasion shulini* Veenakumari, BMC Zoology, 8:14, 2023, <https://doi.org/10.1186/s40850-023-00169-6>**



Sparasion shulini Veenakumari, 2023

The species *Sparasion shulini* was described by Kamalanathan Veenakumari, Andrew Polaszek, Roberto Poggi, Kolla Sreedevi, Prashanth Mohanraj, Farmanur Rahman Khan and Gundappa Baradevanal based on a Holotype collected from Yercaud, Horticulture Research Station (HRS), (11°47'44"N 78°12'42"E), Tamil Nadu, India. The type specimens have been deposited in ICAR/NBAIR. This species is named 'Shulini' after a ragam or melodic structure in South Indian (Carnatic) classical music, meaning 'the spear wielding goddess', referring to the Hindu goddess Durga.

***Sparasion sivaranjini* Veenakumari, BMC Zoology, 8:14, 2023, <https://doi.org/10.1186/s40850-023-00169-6>**

The species *Sparasion sivaranjini* was described by Kamalanathan Veenakumari, Andrew Polaszek, Roberto Poggi, Kolla Sreedevi, Prashanth Mohanraj, Farmanur Rahman Khan and Gundappa Baradevanal based on a Holotype and nine Paratypes collected from Urulikkal, (10°19'47"N 76°53'32"E, 1068 m), Valparai, Coimbatore Tamil Nadu, India. The type specimens have been deposited in ICAR/NBAIR. This species is named 'Sivaranjini' after a ragam or melodic structure in both South Indian and North Indian classical music which is sung in the late evenings to propitiate Siva, the fearsome Hindu god of destruction.



Sparasion sivaranjini Veenakumari, 2023

***Sparasion syamalangi* Veenakumari, BMC Zoology, 8:14, 2023, <https://doi.org/10.1186/s40850-023-00169-6>**

The species *Sparasion syamalangi* was described by Kamalanathan Veenakumari, Andrew Polaszek, Roberto Poggi, Kolla Sreedevi, Prashanth Mohanraj, Farmanur Rahman Khan and Gundappa Baradevanal based on a Holotype collected from Kannapadi, (11°07'02"N, 78°42'55"E, 120 m) Tiruchirappalli, Tamil Nadu, India. The type specimens have been deposited in ICAR/NBAIR. This species is named 'Syamalangi' after a ragam or melodic structure in South Indian (Carnatic) classical music meaning 'she whose body is dark'.



Sparasion syamalangi Veenakumari, 2023

***Sparasion toti* Veenakumari, BMC Zoology, 8:14, 2023, <https://doi.org/10.1186/s40850-023-00169-6>**



Sparasion toti Veenakumari, 2023

The species *Sparasion toti* was described by Kamalanathan Veenakumari, Andrew Polaszek, Roberto Poggi, Kolla Sreedevi, Prashanth Mohanraj, Farmanur Rahman Khan and Gundappa Baradevanal based on a Holotype and two Paratypes collected from HRS, (10°17'58"N 77°42'42"E, 990 m), Thadiyankudisai, Lower Pulney Hills, Tamil Nadu, India. The type specimens have been deposited in ICAR/NBAIR. This species is named 'Todi', after the melodic structure or raga in Hindustani (North Indian classical) music which is to be sung in the morning.

***Sparasion vanaspati* Veenakumari, BMC Zoology, 8:14, 2023, <https://doi.org/10.1186/s40850-023-00169-6>**

The species *Sparasion vanaspati* was described by Kamalanathan Veenakumari, Andrew Polaszek, Roberto Poggi, Kolla Sreedevi, Prashanth Mohanraj, Farmanur Rahman Khan and Gundappa Baradevanal based on a Holotype collected from Pasighat (28°04'28"N, 95°19'28"E, 173 m) Arunachal Pradesh, India. The type specimens have been deposited in ICAR/NBAIR. This species is named 'Vanaspati' after a ragam or melodic structure in South Indian classical (Carnatic) music which means 'lord of the forest'.



Sparasion vanaspati Veenakumari, 2023

***Sparasion visvambari* Veenakumari, BMC Zoology, 8:14, 2023, <https://doi.org/10.1186/s40850-023-00169-6>**

The species *Sparasion visvambari* was described by Kamalanathan Veenakumari, Andrew Polaszek, Roberto Poggi, Kolla Sreedevi, Prashanth Mohanraj, Farmanur Rahman Khan and Gundappa Baradevanal based on a Holotype collected from Tripura: Dhalai: Ambassa, 23°52'29"N 91°50'47"E, 73 m, India. The type specimens have been deposited in ICAR/NBAIR. This species is named 'Visvambari' after a ragam or melodic structure in South Indian classical (Carnatic) music named after the Hindu goddess who is 'the creator of the entire universe'.



Sparasion visvambari Veenakumari, 2023

***Sparasion zeelafi* Veenakumari, BMC Zoology, 8:14, 2023, <https://doi.org/10.1186/s40850-023-00169-6>**



Sparasion zeelafi Veenakumari, 2023

The species *Sparasion zeelafi* was described by Kamalanathan Veenakumari, Andrew Polaszek, Roberto Poggi, Kolla Sreedevi, Prashanth Mohanraj, Farmanur Rahman Khan and Gundappa Baradevanal based on a Holotype and two Paratypes collected from Hebbal, (13°02'08"N 77°35'49"E, 906 m) Karnataka, Bengaluru, India. The type specimens have been deposited in ICAR/NBAIR. This species is named after 'Zeelaf', a rarely performed raga or melodic structure in North Indian classical (Hindustani) music.

Family: TRICHOGRAMMATIDAE
Genus: *Mirufens* Girault 1915

***Mirufens kamalia* Zaidi & Anis, Mun. Ent. Zool., 18 (1):65-68, 2023**

The species *Mirufens kamalia* was described by Nida Zaidi, Shoeba Binte Anis and Safeer Ahmed Manhas based on a Holotype and one Paratype collected from Sambhal, Sirsi, Uttar Pradesh, India. The type specimens have been deposited in ZDAMU. New species is named after the father of the first author (NZ), Kamal + 'ia' Latin suffix added to specific name.



Mirufens kamalia Zaidi & Anis, 2023

Genus: *Probrachista* Viggiani 1968

Probrachista turtukensis Khan, Anis & Manhas, *Zootaxa*, 5249(5):585-588 2023

The species *Probrachista turtukensis* was described by Mohd Talib Khan, Shoeba Binte Anis, Nida Zaidi, Mohd Irfan, Safeer Ahmed Manhas based on a Holotype and four Paratypes collected from Turtuk, (34.8475° N, 76.8274° E), Ladakh, India. The type specimens have been deposited in ZDAMU. The species name “*turtukensis*” is based on the name Turtuk, the locality where the specimens were collected.



Probrachista turtukensis Khan et al., 2023



Tumidiclava breviclavata Ikram & Yousuf, 2023

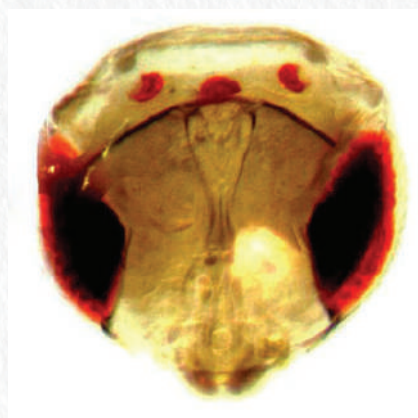
Genus: *Tumidiclava* Girault, 1911

Tumidiclava breviclavata Ikram & Yousuf, *Zootaxa*, 5374 (4): 594–600 2023

The species *Tumidiclava breviclavata* was described by Mohsin Ikram, Mohammad Yousuf and Rajendra Prasad based on a Holotype and one Paratype collected from Mahendragarh, Haryana, India. The type specimens have been deposited in NFIC. The name of the species is derived from the distinctly short club.

Tumidiclava loharensis Ikram & Yousuf, *Zootaxa*, 5374 (4): 594–600 2023

The species *Tumidiclava loharensis* was described by Mohsin Ikram, Mohammad Yousuf and Rajendra Prasad based on a Holotype collected from Lohara, Bihar, India. The type specimens have been deposited in NFIC. The name of the species is derived from collection site specimen ‘Lohara’ in Kaimur district, Bihar.



Tumidiclava loharensis Ikram & Yousuf, 2023

Family: TRIGONALYIDAE

Genus: *Taeniogonalos* Schulz, 1906

***Taeniogonalos dhritiae* Kumar & Hegde, *Zootaxa*, 5361 (4): 566–572, 2023**

The species *Taeniogonalos dhritiae* was described by P. Girish Kumar and V.D. Hegde based on a Holotype collected from Ranipuram hills (12°24'58" N and 75°21'50" E 783 m), Kasaragod district, Kerala, India. The type specimens have been deposited in WGRC-ZSI. The species is named after Dr. Dhriti Banerjee, Director, Zoological Survey of India, Kolkata, for her constant encouragements and support in our studies.

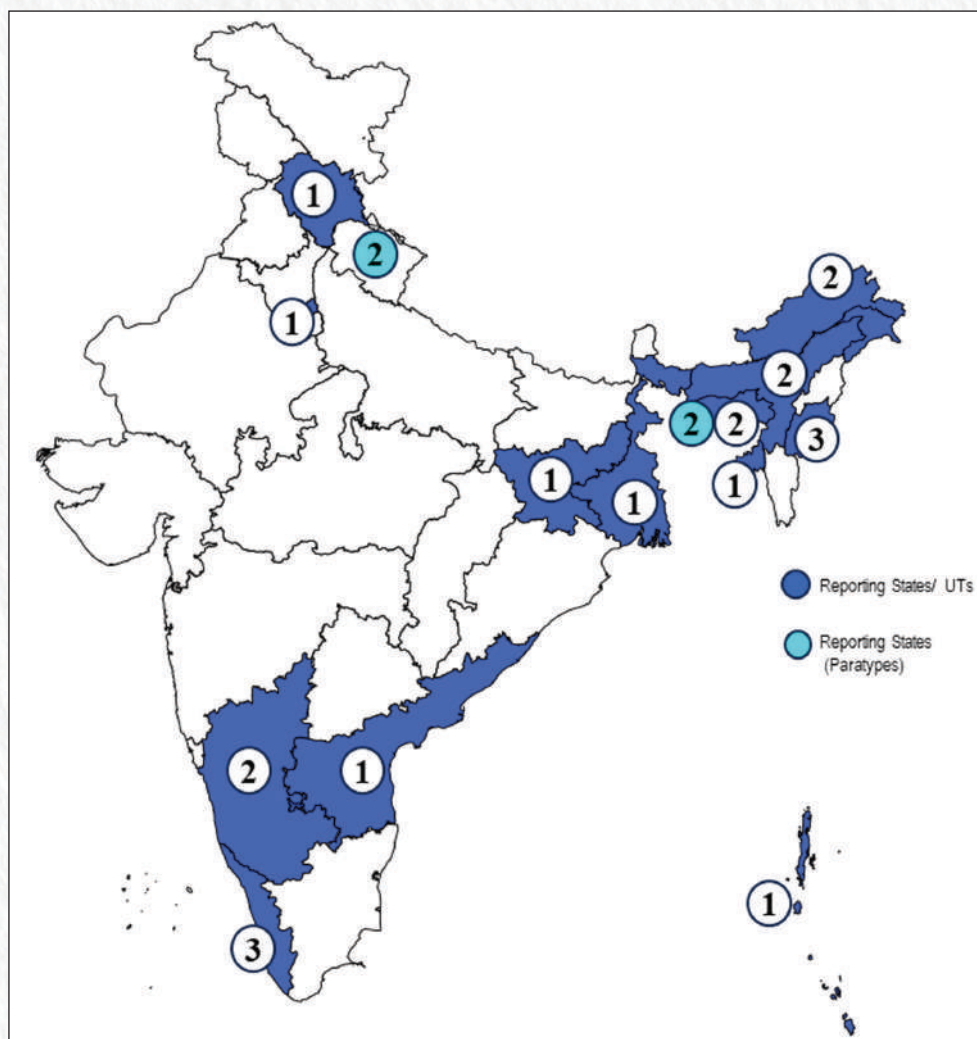


Taeniogonalos dhritiae Kumar & Hegde, 2023

3.6.7 HEMIPTERA

NEW SPECIES

NEW RECORDS

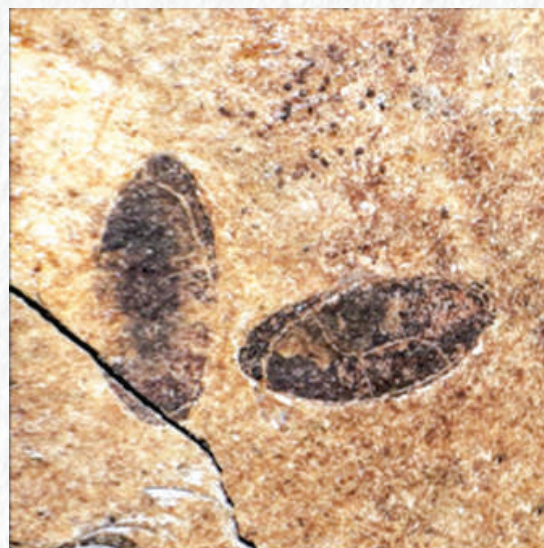


Hemiptera is the fifth largest order of insects, and is known as a monophyletic group because of the modified piercing and sucking type of mouth parts with rostrum composed of the concentric stylets interlocked with one another to form the food and salivary canal. Hemipteran insects are mainly phytophagous in nature which attacking at some economic staple crops and vegetables, some aquatic bugs feed on freshly dead invertebrates, others like species of subfamily Triatominae (Reduviidae) suck blood of vertebrates and considered important vectors of Chagas' disease. This year a total of 21 new species of Hemiptera have been described from India, Kerala (3), Manipur (3), Arunachal Pradesh (2), Assam (2), Karnataka (2), Meghalaya (2), Andaman & Nicobar Islands (1), Andhra Pradesh (1), Delhi (1), Himachal Pradesh (1), Jharkhand (1), Tripura (1), West Bengal (1).

Family: ALEYRODIDAE**Genus:** *Praealeurolobus* Drohojowska, Evans, Khan, Hazra & Szwed, 2023**NEW GENUS**

***Praealeurolobus indicus* Drohojowska, Evans, Khan, Hazra & Szwed, Diversity, 15:564. 2023, <https://doi.org/10.3390/d15040564>**

The genus *Praealeurolobus* and species *indicus* was described by Jowita Drohojowska, Gregory A. Evans, Mahasin Ali Khan, Taposhi Hazra and Jacek Szwed based on a Holotype collected from Fossil insect impressions collected from the latest Neogene sediments (Pliocene) of the Mahuadanr valley within the Chotanagpur Plateau region of Latehar District of Jharkhand, eastern India. The type specimens have been deposited in Palaeobotany and Palynology Laboratory, Department of Botany, Sidho-Kanho-Birsha University, Purulia in West Bengal, India. The specific epithet derived from country of specimen origin, India.



Praealeurolobus indicus Drohojowska et al., 2023

Family: CICADIDAE**Genus:** *Bambuphaga* Ramaiah, Meshram & Dey, 2023 **NEW GENUS**

Bambuphaga balajii Ramaiah et al., 2023

***Bambuphaga balajii* Ramaiah, Meshram & Dey, Zootaxa, 5346 (3): 325-330, 2023**

The genus *Bambuphaga* and the species *balajii* was described by Mogili Ramaiah, Naresh M. Meshram and Debjani Dey, based on a Holotype collected from Tirupati (13°62'24" N 79°42'85" E, 147m), Andhra Pradesh, India along with one paratype collected from FRI, (30.3438° N 77.9996° E, 430m) Dehradun, Uttarakhand, India. The type specimens have been deposited in NPC. The genus name is derived from the Latin words "bambu-" and "phaga", meaning feeding on bamboo. The species is named after Lord Balaji (Sri Venkateswara Swamy) whose main temple, Tirumala Tirupati Devasthanams (TTD) is located near the type locality (foothills of Tirupati).

Genus: *Sahyaterpnosia* Sadasivan & Sarkar, 2023 **NEW GENUS**

Sahyaterpnosia laevospina Sadasivan & Sarkar, *Journal of Asia-Pacific Biodiversity*, 16(2): 163-173, 2023

The genus *Sahyaterpnosia* and species *laevospina* was described by Kalesh Sadasivana and Vivek Sarkar based on a Holotype and 3 Paratypes collected from Ponmudi, Trivandrum District, Kerala State, India. The type specimens have been deposited in National Centre for Biological Sciences, Tata Institute of Fundamental Research. The species name '*laevospina*' alludes to the single short paradorsal spine on the left of the tip of the aedeagus.



Sahyaterpnosia laevospina Sadasivan & Sarkar, 2023

Family: CICADELLIDAE

Genus: *Hatigoria* Distant 1907

Hatigoria zhang Viraktamath & Yeshwanth, *Zootaxa*, 5319 (4):451-500, 2023

The species *Hatigoria zhang* was described by C. A. Viraktamath and H.M. Yeshwanth based on a Holotype and one Paratype collected from Khonsa (26.99290 N 25.50140 E), Arunachal Pradesh, India. The type specimens have been deposited in NPC. The species is named in honour of Dr. Yalin Zhang, Northwest A&F University, Yangling, China, for his invaluable contributions to the taxonomy of the Oriental Auchenorrhyncha.



Hatigoria zhang Viraktamath & Yeshwanth, 2023

Genus: *Hemisudra* Schmidt, 1911

***Hemisudra indica* Viraktamath & Yeshwanth, Zootaxa, 5319 (4):451-500,2023**

The species *Hemisudra indica* was described by C. A. Viraktamath and H.M. Yeshwanth based on a Holotype collected from Ukhrul, (25006.485 'N 94021.022E,1647 mts.), Manipur, India. The type specimens have been deposited in UASB. The species being the first record of the genus from India, is named after the country where it lives.



Hemisudra indica Viraktamath & Yeshwanth, 2023

Genus: *Kalasha* Distant, 1908



Kalasha confusa Viraktamath & Yeshwanth, 2023

***Kalasha confusa* Viraktamath & Yeshwanth, Zootaxa, 5319 (4):451-500,2023**

The species *Kalasha confusa* was described by C. A. Viraktamath and H.M. Yeshwanth based on a Holotype collected from Mairang (25032 'N 91048 'E, 1866m), East Khasi Hills, Meghalaya India. The type specimens have been deposited in UASB. This species is similar and can be easily confused with *K. minuta* Shen & Zhang from China and hence this species is named confuse.

***Kalasha manikya* Viraktamath & Yeshwanth, Zootaxa, 5319 (4):451-500,2023**

The species *Kalasha manikya* was described by C. A. Viraktamath and H.M. Yeshwanth based on a Holotype collected from Tripura: Agartala, India. The type specimens have been deposited in UASB. This species is named after the Manikya dynasty who ruled Tripura state for several centuries.



Kalasha manikya Viraktamath & Yeshwanth, 2023

Genus: *Kengundia* Viraktamath, 2023 **NEW GENUS**

Kengundia flavoscutellata Viraktamath, *Zootaxa*, 5382(1):97-107, 2023

The genus *Kengundia* and the species *Kengundia flavoscutellata* was described by Chandra A. Viraktamath based on a Holotype and five Paratypes collected from Kemmannagundi, Karnataka, India. The type specimens have been deposited in UASB.



Kengundia flavoscutellata Viraktamath, 2023

Genus: *Libengaia* Linnavuori, 1969



Libengaia lamerallis Sunil & Meshram, 2023

Libengaia lamerallis Sunil & Meshram, *Biologia*, 79:183–189, 2023

The species *Libengaia lamerallis* was described by Sunil Sunil and Naresh M. Meshram based on a Holotype and one Paratype collected from Pusa IARI, (28.6377° N, 77.1571° E), New Delhi, India. The type specimens have been deposited in NPC. The species name "*lamerallis*" is based on the lamellate expansion of aedeagus at postero-middle region.

Genus: *Mukariella* Viraktamath & Webb (2019)

Mukariella viraktamathi Ramaiah, Meshram & Dey, *Zootaxa*, 5239 (2): 289–295, 2023

The species *Mukariella viraktamathi* was described by Mogili Ramaiah, Naresh M. Meshram and Debjani Dey based on a Holotype collected from Jakhalbandha (26° 57.08'N 93° 00.26'E, 76.89m), Assam, India along with several Paratypes collected from different location of Uttarakhand, Assam and Nagaland. The type specimens have been deposited in NPC/ICAR. The species is named after Prof. C. A. Viraktamath in recognition of his monumental contribution to leafhopper taxonomy.



Mukariella viraktamathi Ramaiah et al., 2023

Genus: *Purana* Distant, 1905



Purana cheeveeda Sadasivan 2023

***Purana cheeveeda* Sadasivan,
ENTOMON, 48(2): 167-184, 2023**

The species *Purana cheeveeda* was described by Kalesh Sadasivan, Jebine Jose, Bernad M Thampan, P.V. Muralimohan, Baiju Kochunarayanan, Anzil Shereef and Mick Webb based on a Holotype and a Paratype collected from Kottayam District, Kerala, India along with six Paratypes collected from different location of Kerala, India. The type specimens have been deposited in NCBS. The species name 'cheeveeda' is derived from the Malayalam word cheevedu meaning cicada in vernacular and the name cheevida means 'it's a cicada'.

Genus: *Satsumanus* Ishihara, 1953

***Satsumanus chajingensis* Rajgopal & Stuti, Zootaxa, 5271 (3): 589–594, 2023**

The species *Satsumanus chajingensis* was described by N. N. Rajgopal, Stuti, Arati Ningombam and Leishangthem Chanu Langlentombi based on a Holotype collected from Chajing Awang Leikai (24°43'16.8"N 93°55'52.5"E), Imphal West, Manipur, India. The type specimens have been deposited in National Pusa Collection (NPC), Division of Entomology, ICAR-Indian Agricultural Research Institute, New Delhi. the specific epithet refers to the type locality which is Chajing Awang leikai, Imphal West, Manipur, India.



Satsumanus chajingensis Rajgopal & Stuti, 2023

Genus: *Sophonia* Walker 1870



Sophonia submodesta Jat et al., 2023

***Sophonia submodesta* Jat, Meshram & Dey, Zootaxa, 5375 (3):439-444, 2023**

The species *Sophonia submodesta* was described by Monica Jat, Naresh M. Meshram and Debjani Dey based on a Holotype collected from Nauri (30°51'52" N, 77°10'10" E, 1270 m) Himachal Pradesh. The type specimens have been deposited in NPC. Species name is based on its similarity to *S. modesta*.

Genus: *Sudra* Distant, 1908



Sudra manipurensis Viraktamath & Yeshwanth, 2023

Sudra manipurensis Viraktamath & Yeshwanth, *Zootaxa*, 5319 (4):451-500, 2023

The species *Sudra manipurensis* was described by C. A. Viraktamath and H.M. Yeshwanth based on a Holotype collected from Sinam (1198m), Pallel, Manipur, India. The type specimens have been deposited in UASB. The species is named after its type locality.

Genus: *Subhimalus* Ghauri, 1971

Subhimalus macrocurvatus Nikoshe, Kumari, Meshram & Thube, *Biologia*, 2023, <https://doi.org/10.1007/s11756-023-01522-3>.

The species *Subhimalus macrocurvatus* was described by Akash Prakash Nikoshe, Richa Kumari, Naresh M. Meshram and Shivaji H. Thube based on a Holotype collected from Kurseong (26°53'13.8" N, 88°17'15.7" E), West Bengal, India along with 2 Paratypes collected from Kalimpong (27°02'56.8" N, 88°27'47.9" E) and one Paratype collected from Darjeeling (27°02'38.8" N, 88°15'45.8" E) The type specimens have been deposited in NPC. Species is named after its dense and strongly curved macrosetae on pygofer and subgenital plate.



Subhimalus macrocurvatus Nikoshe et al., 2023

Genus: *Swetarekha* Viraktamath, 2023 **NEW GENUS**



Swetarekha multicolor Viraktamath, 2023

Swetarekha multicolor Viraktamath, *Zootaxa*, 5382 (1):97-107, 2023.

The genus *Swetarekha* and the species *Swetarekha multicolor* was described by C.A. Viraktamath based on a Holotype collected from Navanagere, Sirsi, Karnataka, India along with three Paratypes collected from different location of Karnataka, India. The type specimens have been deposited in UASB. Specific epithet refers to the most colorful body of this species.

Family: DIASPIDIDAE

Genus: *Aulacaspis* Cockerell, 1893



Aulacaspis elettaria Joshi & Nafeesa, 2023

***Aulacaspis elettaria* Joshi & Nafeesa, *Zootaxa*, 5325 (2): 239–250, 2023.**


The species *Aulacaspis elettaria* was described by Sunil Joshi, Nafeesa Mohammed and Viyolla Pavana Mendonce based on a Holotype collected from Kochera, Idukki, Kerala, India along with 80 Paratypes collected from different location of Kerala. The type specimens have been deposited in ICAR-NBAIR. The species is named after the host plant genus, *Elettaria*.

Family: GERRIDAE

Genus: *Amemboa* Esaki, 1925

***Amemboa latoae* Jehamalar & Dash, *Zootaxa*, 5239 (1): 091–111 2023.**

The species *Amemboa latoae* was described by E. Eyarin Jehamalar, Swetapadma Dash, Kailash Chandra and Chelladurai Raghunathan based on a Holotype collected from Paddy field, (25.50608° N, 92.40408° E, 1230 m a.s.l.) Ummuthang, Raliang Village, West Jaintia Hills District, Meghalaya, India and several Paratypes collected from different location of Meghalaya. The type specimens have been deposited in NZC-ZSI. The new species is named after Mrs. Lato, Divisional Forest Officer, Jaintia Hills Wildlife Division for her support during the first author's field survey.



Amemboa latoae Jehamalar & Dash, 2023

***Amemboa zetteli* Jehamalar & Dash, *Zootaxa*, 5239 (1): 091–111 2023.**



Amemboa zetteli Jehamalar & Dash, 2023

The species *Amemboa zetteli* was described by E. Eyarin Jehamalar, Swetapadma Dash, Kailash Chandra and Chelladurai Raghunathan based on a Holotype collected from Shoal Bay-8, Stream, (11.82087° N, 92.72593° E, 96 m a.s.l.), South Andaman District, Andaman and Nicobar Islands, India and several Paratypes collected from different location of South Andaman District. The type specimens have been deposited in NZC-ZSI. The new species is named after Dr. Herbert Zettel, Natural History Museum Vienna, Austria, for his important contributions in the genus *Amemboa* and also for the encouragement and valuable support in the taxonomy work of the first author.

Family: PENTATOMIDAE

Genus: *Dabessus* Distant, 1902

***Dabessus indicus* Kushwaha & Jahan, *Species*, 2023; 24: e43s1537, 2023.**

The species *Dabessus indicus* was described by Sandeep Kushwaha and Sonam Jahan based on a Holotype collected from Changlang, Namdapha National Park, (Lat. 27.497 Long. 96.391 Elev. 357), Deban, Arunachal Pradesh, India. The type specimens have been deposited in NZC-ZSI, Kolkata. The species name derived from its host country name.



Dabessus indicus Kushwaha & Jahan, 2023

Genus: *Dunnius* Distant, 1902

***Dunnius barpetensis* Salini & Rabbani, *ZooKeys*, 1148: 79–117, 2023, 10.3897/zookeys.1148.95629.**

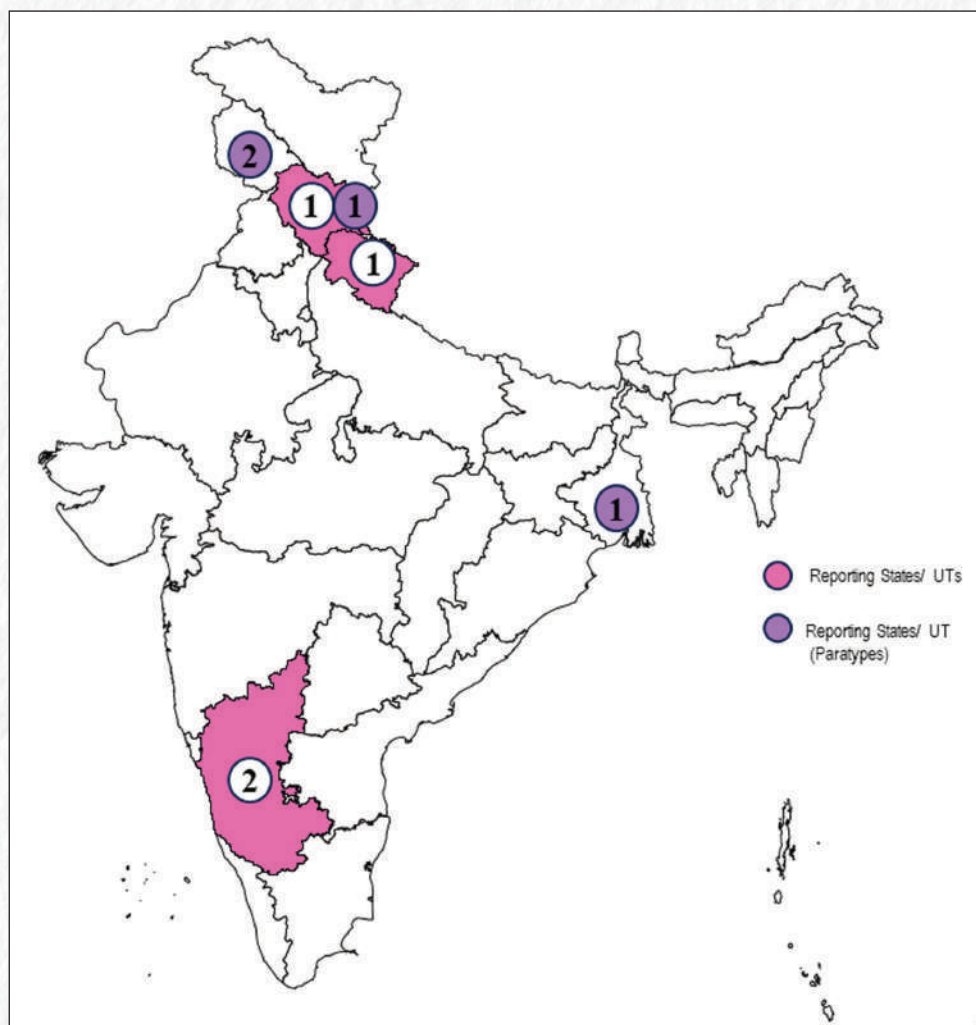
The species *Dunnius barpetensis* was described by Santhamma Salini, R. G. Gracy, Romila Akoijam, Mehaboob K. Rabbani, K. Jacob David and Marcos Roca-Cusachs based on a Holotype collected from Ramie Research Centre (26°31'25.3"N, 90°53'09.7"E), Sorbhog, Barpeta, Assam, India and 1 Paratype collected from South Garo hills (25°20'53.0"N, 90°13'37.8"E), Anggalanggri, Meghalaya, India. The type specimens have been deposited in NIM. The specific epithet, barpetensis is based on the name of the type locality.



Dunnius barpetensis Salini & Rabbani, 2023

3.6.8

THYSANOPTERA



Members of the insect order Thysanoptera (Thrips) are categorized under two suborders, Terebrantia and Tubulifera. Thrips are known for their ecological importance and economic significance. Approximately 1% of the members of this order are considered as serious pest for high valued crops. Beside their pestiferous nature, thrips are the sole transmitter of plant pathogenic Tospoviruses. Four new species of Thysanoptera have been described from India, two from Karnataka and one species each from Himachal Pradesh and Uttarakhand.

Family: THRIPIDAE

Genus: *Frankliniella* Karny, 1910

***Frankliniella insolitum* Pal, Patidar, Kumar, Panjaliya & Tyagi, Zootaxa, 5360 (1): 044–056, 2023.**

The species *Frankliniella insolitum* was described by Shash Pal, Abhishek Patidar, Vikas Kumar, Rakesh Kumar Panjaliya and Kaomud Tyagi, based on a Holotype and two Paratypes collected from, on wheat crop (31.39 N, 77.11E, 1761 m), Jhungi, Mandi District, Himachal Pradesh, India along with five more Paratypes collected from different location of Jammu & Kashmir. The type specimens have been deposited in NZC-ZSI. The species is named after the latin word “insolitum” which means “unusual”.



Frankliniella insolitum Pal et al., 2023

Genus: *Hydatothrips* Karny 1913

***Hydatothrips longirostris*, Rachana, Amarendra & Vanitha, Zootaxa, 5319 (4):589-594, 2023.**

The species *Hydatothrips longirostris* was described by Remani Rajan Rachana, Bellapu Amarendra, Ramasamy Gandhi Gracy and Katasani Venkata Nagarjuna Reddy, based on a Holotype and several Paratypes collected from, leaves of *Getonia floribunda* Puttur, Mangalore, Karnataka, India. The type specimens have been deposited in ICAR/NBAIR. The species name *longirostris*, meaning “long rostrum”, is in reference to the unusually long mouth cone of this species.



Hydatothrips longirostris, Rachana et al., 2023

Genus: *Nandithrips* Rachana,
Amarendra, Gracy & Reddy, 2023

NEW GENUS

***Nandithrips pouzolziae* Rachana,
Amarendra, Gracy, Venkata &
Reddy, ZooKeys, 1141:65-732, 2023.**

The genus *Nandithrips* and the species *Nandithrips pouzolziae* was described by Remani Rajan Rachana, Bellapu Amarendra, Ramasamy Gandhi Gracy and Katasani Venkata Nagarjuna Reddy, based on a Holotype and eighty Paratypes collected from, Nandi hills (13.37°N, 77.68°E), Bengaluru, Karnataka, India. The type specimens have been deposited in ICAR/ NBAIR. The species is named after in reference to the host plant of this species.



Nandithrips pouzolziae Rachana et al., 2023

Genus: *Scirtothrips* Shull, 1909

***Scirtothrips quercus* Pal, Patidar,
Panjaliya Kumar & Tyagi, Zootaxa,
5319 (4):589-594, 2023.**

The species *Scirtothrips quercus* was described by Shash Pal, Abhishek Patidar, Rakesh Kumar Panjaliya, Vikas Kumar and Kaomud Tyagi, based on a Holotype from Almora, (N29.57, E79.48, 1601 m). Uttarakhand, India along with several other Paratypes collected from different location of Himachal Pradesh, West Bengal and Jammu & Kashmir. The type specimens have been deposited in NZC/ZSI. the species is named after the *Quercus* sp.



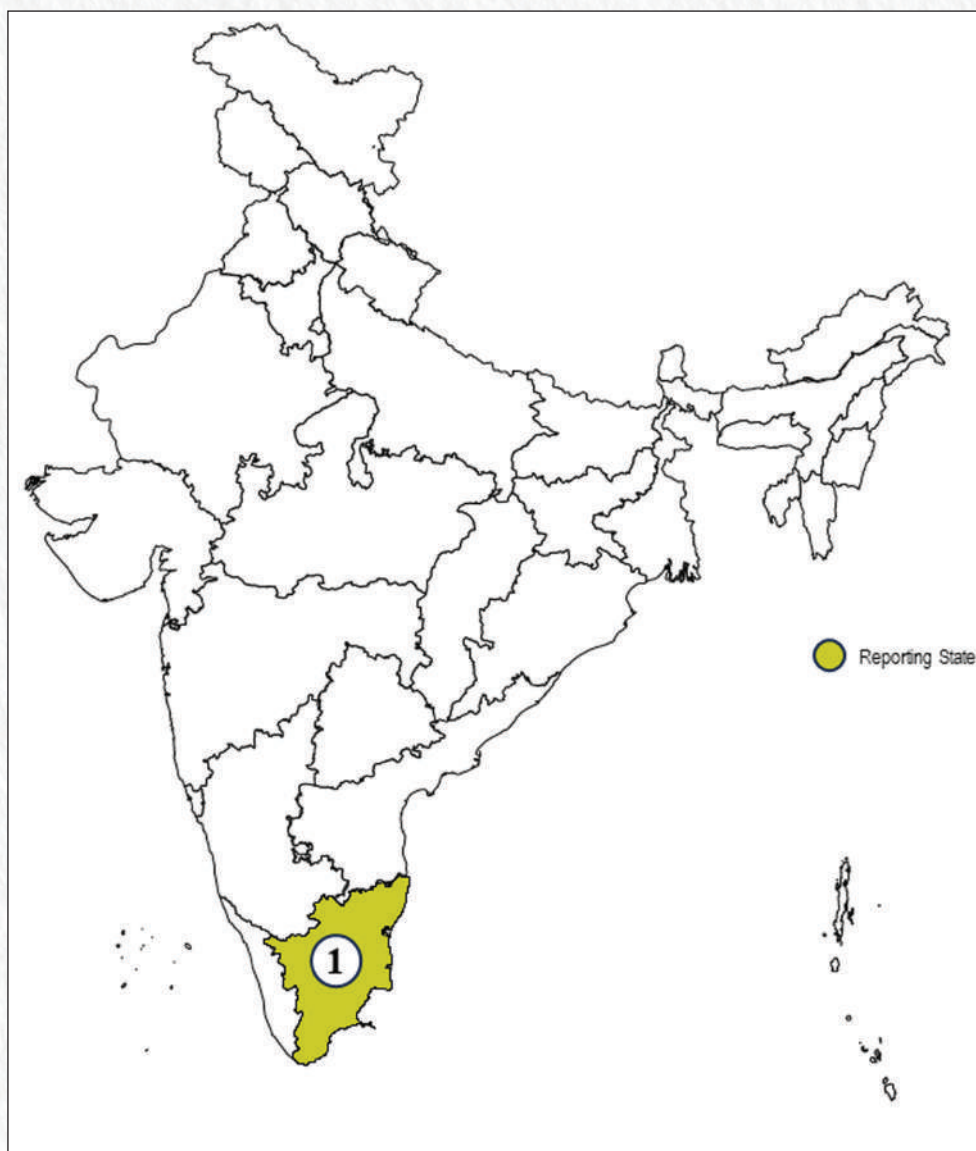
Scirtothrips quercus Pal et al., 2023

3.6.9

PSOCOPTERA

NEW SPECIES

NEW RECORDS



The order Psocodea comprises of chewing and sucking lice (Phthiraptera), booklice and bark lice (Psocoptera). Earlier, Phthiraptera and Psocoptera have been treated as two separate insect Orders. Currently, based on morphological and molecular studies Phthiraptera is imbedded within the Psocoptera. Psocoptera, popularly known as Psocids are small, whitish or brownish, soft bodied, sub-globular, winged or wingless insects, with two or three segmented tarsi. They are gregarious in habit. In general, psocids have minimal economic or health implications for humans. On rare occasions, they may cause skin infections, allergies, and asthma in humans. Some of the psocid species serve as intermediate hosts for several cestodes, notably the sheep fringed tapeworm. Several psocids are pests that feed on stored products, causing harm to insect collections, herbaria, old books, and animal products. One new species of Psocoptera has been described from India from the state of Tamil Nadu.

Family: MYOPSOCIDAE

Genus: *Lichenomima* Enderlein, 1910

***Lichenomima aldretei* Ramesh, Babu & Subramanian. *Zootaxa*, 5374(4): 11-20, 2023.**

The species *Lichenomima aldretei* was described by Gurusamy Ramesh, Rajappa Babu and Kumarapuram A. Subramanian based on a Holotype and three Paratypes collected from Sathyamangalam Tiger Reserve, Kadambur; Erode District, Tamil Nadu (11°37'35.61"N, 77°19'58.61"E, 867 m). The type specimens have been deposited in ZSI-SRC. The specific epithet is derived from the name of a late Mexican psocid taxonomist, Alfonso Neri García Aldrete, who made significant contributions to the Psocoptera.



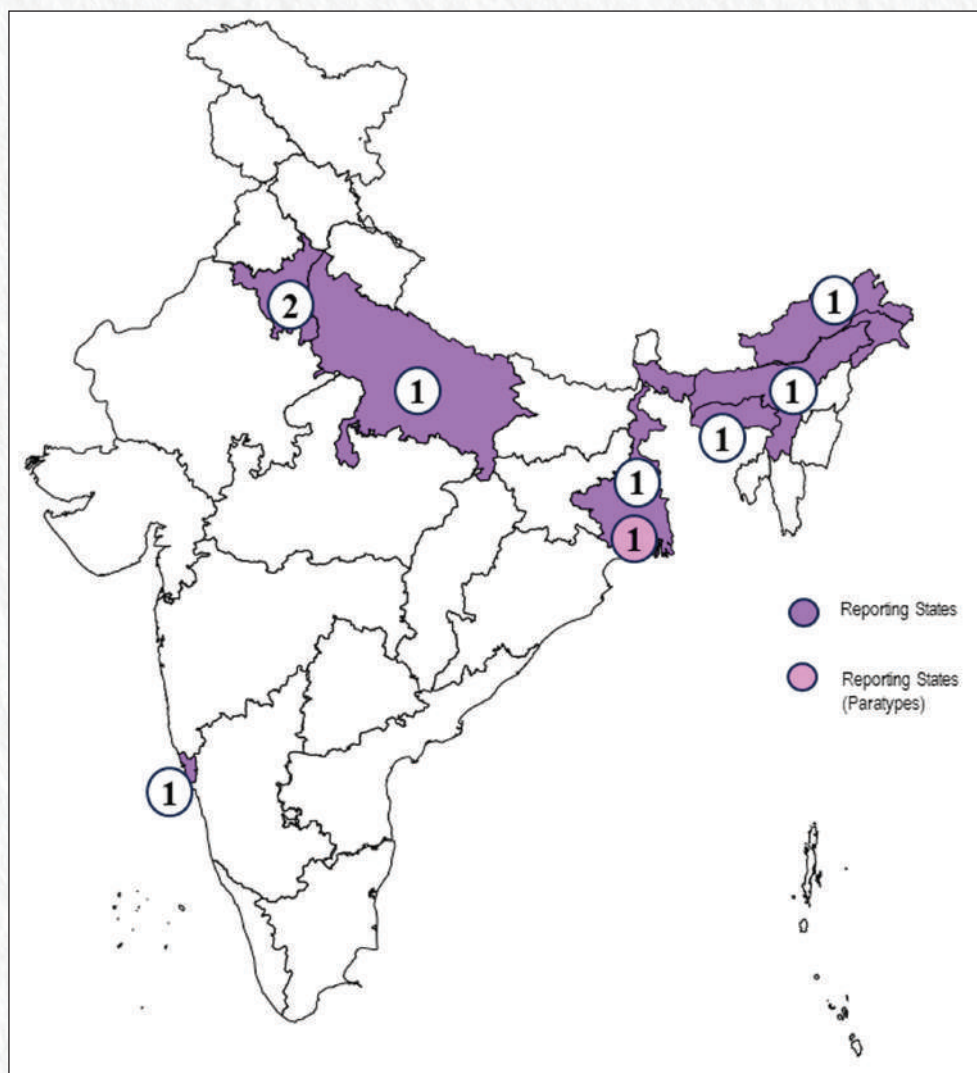
Lichenomima aldretei Ramesh et al., 2023

3.6.10

ORTHOPTERA

NEW SPECIES

NEW RECORDS



Among the orders of class Insecta, Orthoptera constitute one of the most diverse group and includes grasshoppers, locusts, katydids and crickets. They are easily encountered in field and identified by the presence of mandibulate mouth parts; large prothorax; usually enlarged hind legs which are modified for jumping; tarsi 3 to 4 segmented, rarely 5 or fewer than 3. The economic importance of Orthopteran insects has been recognized all over the world. Orthopterans are found almost in all terrestrial habitats. Most of them are active during the day and feed on vegetation but some are such as mole crickets spend most of their time in underground burrows. Species that change colour and behaviour at high population densities are called locusts. They form large swarms and cause serious economic damage. In agricultural fields, Orthopteran herbivores feed on crops as well as weeds. But, in non-agricultural ecosystems, they are helping in nutrient cycling, and liberating nitrogen and phosphorus from tree species. There are 29189 species of Orthoptera in world, while in India it is 1166. A total of eight new species of Orthoptera have been described from India: Haryana (2), Assam (1), Arunachal Pradesh (1), Goa (1), Meghalaya (1), Uttar Pradesh (1) and West Bengal (1).

Family: TETTIGONIIDAE

Genus: *Conocephalus* Thunberg, 1815



Conocephalus (Aniosptera) himalayicus Chandra et al., 2023

***Conocephalus (Aniosptera) himalayicus*
Chandra, Kumar & Chand, TAES, 149:
1-12, 2023.**

The species *Conocephalus (Aniosptera) himalayicus* was described by Hirdesh Kumar, Kailash Chandra and D. Suresh Chand based on a Holotype collected from Changlang, Deban, (27.50611N, 96.39611E, alt. 345.4m), Arunachal Pradesh, India and four Paratypes collected from different location of Arunachal Pradesh and West Bengal. The type specimens have been deposited in ZSI, Kolkata. The species name derived from great Indian Himalayan landscape of India.

Genus: *Ducetia* Stål, 1874

***Ducetia assamica* Tiwari & Diwakar,
Zootaxa, 5296 (2): 292–300, 2023.**

The species *Ducetia assamica* was described by Chandranshu Tiwari & Swati Diwakar, based on a Holotype and two Paratypes collected from Hollangapar Gibbon Wildlife Sanctuary, Jorhat (120 m a.s.l.) Assam, India. The type specimen has been deposited in Department of Environmental Studies, University of Delhi. The species is named after Assam where the species was first discovered and recorded from.



Ducetia assamica Tiwari & Diwakar, 2023

***Ducetia rohinii* Tiwari & Diwakar,
Zootaxa, 5296 (2): 292–300, 2023.**

The species *Ducetia rohinii* was described by Chandranshu Tiwari & Swati Diwakar, based on a Holotype and two Paratypes collected from Bhagwan Mahavir Wildlife Sanctuary, (840 m a.s.l.) Goa, India. The type specimen has been deposited in Department of Environmental Studies, University of Delhi. This species epithet is in recognition of Prof. Rohini Balakrishnan, who laid the foundation for Orthopteran bioacoustics in India.



Ducetia rohinii Tiwari & Diwakar, 2023

Genus: *Euconocephalus* Karny, 1907

***Euconocephalus narayanpurensis*
Kumar & Chand, Zootaxa, 5230 (2):
202–208, 2023.**

The species *Euconocephalus narayanpurensis* was described by Hirdesh Kumar, D.Suresh Chand, C.Raghunathan and Dhriti Banerjee based on a Holotype collected from Mirzapur, Narayanpur, (25.969492N, 80.772087E), Uttar Pradesh, India. The type specimens have been deposited in ZSI, Kolkata. The species name derived from its type locality.



Euconocephalus narayanpurensis Kumar & Chand, 2023

Genus: *Hexacentrus* Serville, 1831

***Hexacentrus ashoka* Ghosh, Jaiswara
& Rajaraman, Zootaxa, 5249(3):335-
356, 2023, [https://doi.org/10.11646/
zootaxa.5249.3.2](https://doi.org/10.11646/zootaxa.5249.3.2).**

The Species *Hexacentrus ashoka* was described by Aarini Ghosh, Ranjana Jaiswara Monaal, Shagun Sabharwal, Vivek Dasoju Anubhab Bhattacharjee and Bittu Kaveri Rajaraman based on a Holotype, Allotype and five Paratypes collected from Sonipat (56° 48.78" N; 77° 6' 5.19" E, 315 m a.s.l), Rai, Rasoi Haryana, India. The type specimens have been deposited in ZSI, Kolkata. The species is named after Ashoka University located in Sonipat, Haryana.



Hexacentrus ashoka Ghosh et al., 2023

***Hexacentrus khasiensis* Ghosh,
Jaiswara & Rajaraman, Zootaxa,
5249(3):335-356, 2023, [https://doi.
org/10.11646/zootaxa.5249.3.2](https://doi.org/10.11646/zootaxa.5249.3.2).**

The Species *Hexacentrus khasiensis* was described by Aarini Ghosh, Ranjana Jaiswara Monaal, Shagun Sabharwal, Vivek Dasoju Anubhab Bhattacharjee and Bittu Kaveri Rajaraman based on a Holotype, Allotype and seven Paratypes collected from East Khasi Hills, Shillong, (25° 36' 59.76" N; 91° 54' 2.52" E, 1400 m a.s.l.), Meghalaya, India. The type specimens have been deposited in ZSI, Kolkata. The species is named after the Khasi hill of Meghalaya.



Hexacentrus khasiensis Ghosh et al., 2023

***Hexacentrus tiddae* Ghosh, Jaiswara, Monaal & Rajaraman, *Zootaxa*, 5249(3):335-356, 2023, <https://doi.org/10.11646/zootaxa.5249.3.2>**

The Species *Hexacentrus tiddae* was described by Aarini Ghosh, Ranjana Jaiswara Monaal, Shagun Sabharwal, Vivek Dasoju Anubhab Bhattacharjee and Bittu Kaveri Rajaraman based on a Holotype and one Paratypes collected from Sonipat, Rai, Aswarpur, (28° 56' 48.78" N; 77° 6' 5.19" E, 315 m a.s.l.) Haryana, India. The type specimens have been deposited in ZSI, Kolkata. The species is named after 'tiddae' which in Hindi and Haryanvi refers to Orthoptera.



Hexacentrus tiddae Ghosh et al., 2023

Genus: *Xestophrys* Redtenbacher, 1891



Xestophrys bengalensis Kumar & Chand, 2023

***Xestophrys bengalensis* Kumar & Chand, *Zootaxa*, 5361 (4): 585–589, 2023**

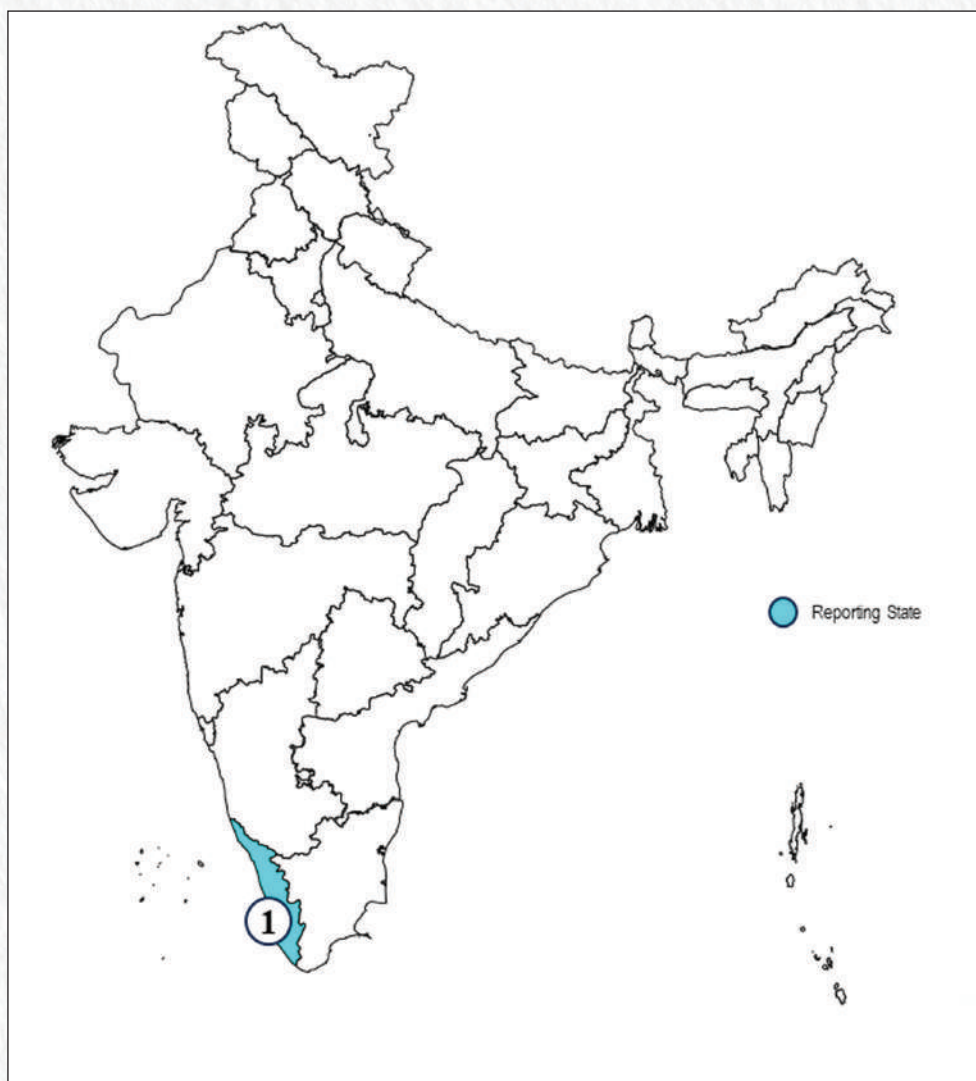
The species *Xestophrys bengalensis* was described by Hirdesh Kumar and D. Suresh Chand based on a Holotype collected from Ethora bridge, (23.739203N, 86.909393E, alt. 158m), Asansol, West Bengal, India. The type specimens have been deposited in ZSI, Kolkata. The species name derived from its type locality.

3.6.11

MANTODEA

NEW SPECIES

NEW RECORDS



Praying mantids are an interesting group of carnivorous insects belonging to the order Mantodea (Insecta: Mantodea). Mantids are generally large, elongate, rather slow moving insects with bulging compound eyes, triangular head that can be rotated into 180° and raptorial forelegs with sharp spines. They are distributed in both tropical and temperate regions, from deserts to hills. Mantids are the “predatory specialists” among the insects which prey upon both noxious and beneficial insects and act as a biological control agent. They either camouflage themselves or remain stationary, waiting for the prey to approach, capture and hold them with long, sharp spines on the raptorial legs. Large mantids sometimes eat smaller individuals of their own species as well as small vertebrates such as frogs, lizards and birds. One new species of Mantodea has been described from India from the state of Kerala.

Family: NANOMANTIDAE

Genus: *Parananomantis*, Mukherjee 1995



Parananomantis fascifemorata Sureshan et al., 2023

***Parananomantis fascifemorata*
Sureshan, Kamila & Fasano, *Oriental
Insects*, 57(4,2): 1128-1139, 2023,
<https://doi.org/10.1080/00305316.2023.2192530>**

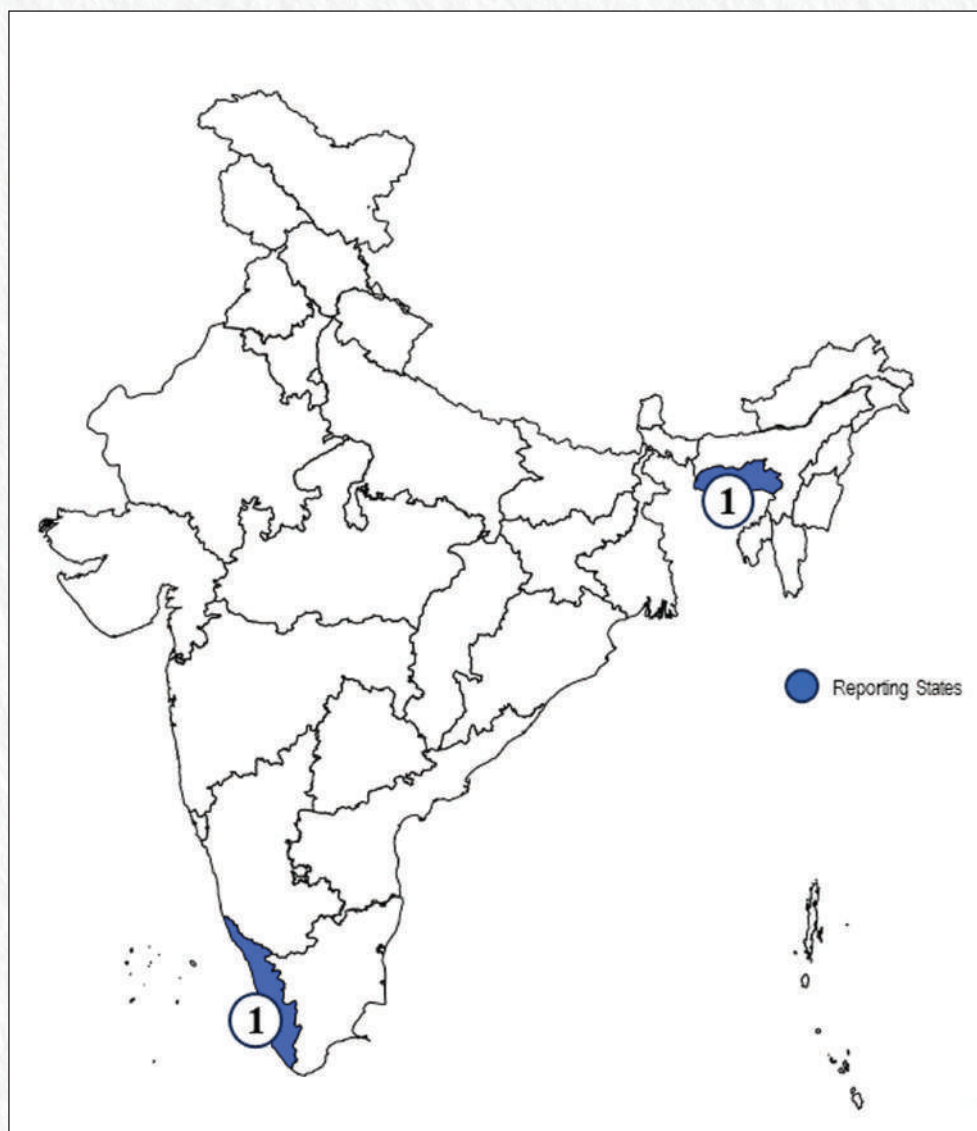
The species *Parananomantis fascifemorata* was described by Pavittu M. Sureshan, Ambayathingal P. Kamila and Antonio Fasano based on a Holotype from Ottakkal IB (Lat: 8°58'2.244" N, Long: 77°3'7.596" E, 99 m), Thenmala, Shendurney Wildlife Sanctuary, Kollam, Kerala, India and two more Paratypes collected from Peppara IB (Lat: 8°37'30.7452" N, Long: 77°8'11.5548" E, 150m) Peppara Wildlife Sanctuary, Thiruvananthapuram and Thenmala (Lat: 8°58'2.244" N, Long: 77°3'7.596" E, 99 m), Shendurney Wildlife Sanctuary, Kollam, Kerala, India respectively. The type specimens have been deposited in ZSI-WGRC. The name of the species means 'bands on femora' in Latin, which refers to the irregular brownish bands on fore femora.

3.6.12

BLATTODEA

NEW SPECIES

NEW RECORDS



Cockroaches are belonging to one of the oldest alive groups of insects. They are cosmopolitan, choosing warm and damp habitats. Auspiciously, only a few, nearly 1% of the known species are domiciliary pests of public health importance. While a few species are strictly phytophagous, the majority is omnivorous. They are unusually swift runners but poor in flight. However, it is imperative to note that most of the species of cockroaches do not have any implication in the transmission of diseases. The non-domiciliary roaches are encountered in a variety of habitats and niches. The members of this group have some economic and medical importance. A total of two new species of Blattodea have been described from India, one each from Meghalaya and Kerala.

Family: RHINOTERMITIDAE
Genus: *Prorhinotermes* Silvestri, 1909



Prorhinotermes cotym Joseph et al., 2023

***Prorhinotermes cotym* Joseph, Amina & Mathew, *International Journal of Tropical Insect Science*, 43: 1733-1740, 2023**

The species *Prorhinotermes cotym* was described by Khirod Sankar Das and Sudipta Choudhury based on a Holotype and 10 Paratypes collected from Koruthodu, (9.447472 N 76.968722E), Kottayam, Kerala, India. The type specimens have been deposited in ZSI-WGRC. The name of this species "cotym" is taken from Cotym College, the initial name of the first college in Kerala.

Family: TERMITIDAE
Genus: *Bulbitermes* Emerson, 1949

***Bulbitermes debadiliporum* Das & Choudhury, *Journal of Threatened Taxa*, 15(3): 22850–22858, 2023**

The species *Bulbitermes debadiliporum* was described by Edwin Joseph, Poovoli Amina, Sarath Thomas B S, Namitha Jayan and Jobin Mathew based on a Holotype and 24 Paratypes collected from carton nest (25.2047°N, 91.9112°E; 530 m) from the betelnut plantation of Mawlynnong area of Pynursla, East Khasi Hills District of Meghalaya, India. The type specimens have been deposited in ZSI-WGRC. The name of this species is given in the honor of the first authors' mother Mrs. Deba Das and father Mr. Dilip Das.



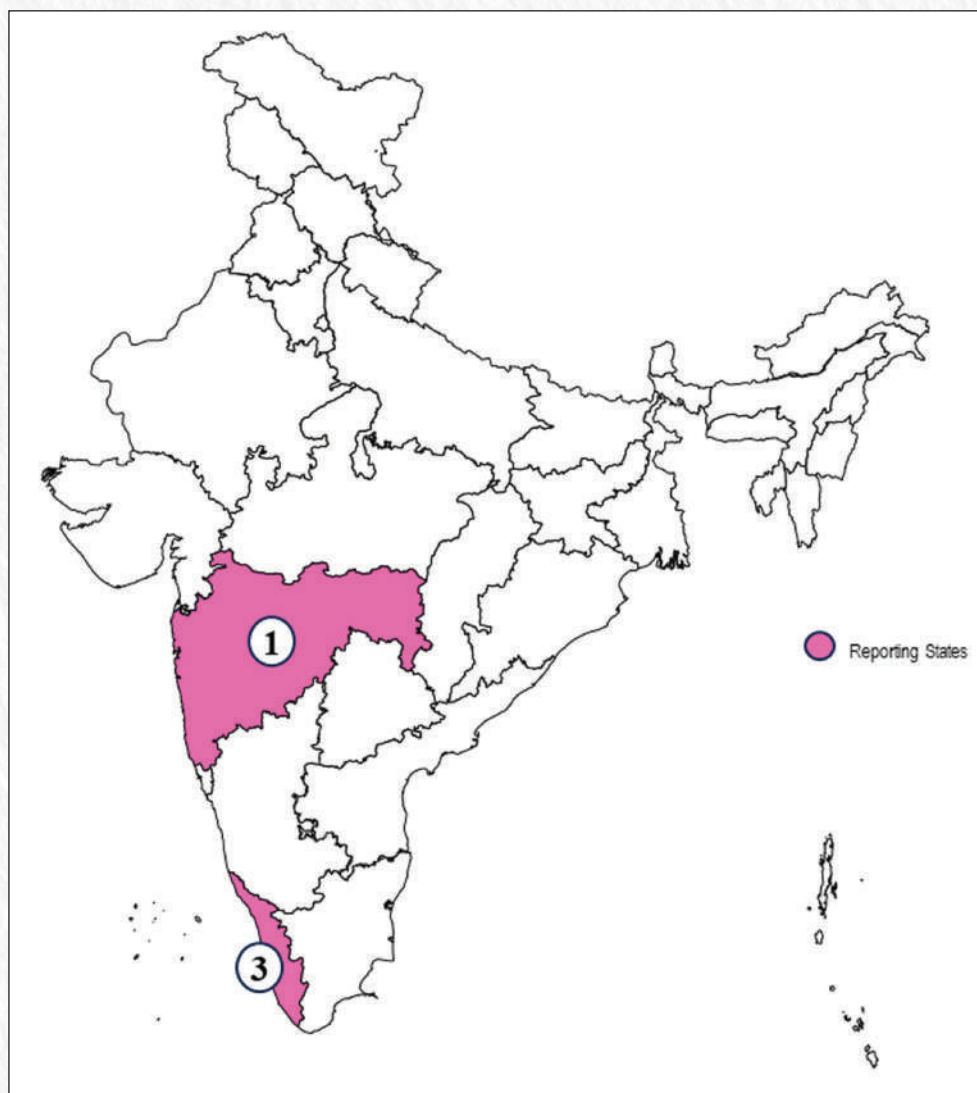
Bulbitermes debadiliporum Das & Choudhury, 2023

3.6.13

ODONATA

NEW SPECIES

NEW RECORDS



The order Odonata commonly known as dragonflies and damselflies are among the most ancient winged insect found in all the continents except Antarctica. They are regarded as beneficial insects because they are predators throughout their life, mostly feeding on smaller insects. The presence of dragonflies and damselflies in the waterbodies indicate the health of the freshwater ecosystem and habitat quality. Odonates have a significant role in the wetland food chain. Adult odonates feed on mosquitoes, other blood sucking flies and also termites, small moths, etc. and play a significant role in controlling the populations of these harmful insects. Many species of odonates inhabiting in agro-ecosystems and acts as a biocontrol agent. Four new species of Odonata have been described from India this year: three from Kerala, one from Maharashtra.

Family: AESHNIDAE

Genus: *Gynacantha* Rambur, 1842



Gynacantha anandmati Sawant & Kambli, 2023

***Gynacantha anandmati* Sawant & Kambli, Zootaxa, 5239 (4): 537-550, 2023**

The species *Gynacantha anandmati* was described by Sawant, Dattaprasad and Kambli, Amol based on a Holotype and one Paratype collected from Badlapur (19.183107 N, 73.244112 E; Alt: 15 m), Kalyan Taluka, Thane District, Maharashtra, India. The species name is dedicated to late Mr. Sadanand Kambli and late Mrs. Indumati Kambli, beloved grandparents of the second author. The species epithet is the feminine genitive plural created from combining the two names 'Anand' and 'Mati'.

Family: LIBELLULIDAE

Genus: *Epithemis* Laidlaw, 1955

***Epithemis wayanadensis* Chandran, Valiyaparambil Raju, Jose & Mirza, Journal of Asia-Pacific Biodiversity, 16(4,1): 597-604, 2023, <https://doi.org/10.1016/j.japb.2023.08.006>**

The species *Epithemis wayanadensis* was described by Ayikkara Vivek Chandran, David Valiyaparambil Raju, Subin Kaniyamattathil Jose and Zeeshan Ayaz Mirza based on a Holotype and one Paratype collected from Lakkidi (1130055.3300 N, 7602021.5900 E, elevation 850 m asl), Wayanad, Kerala, India. The type specimens deposited in WGRC, ZSI. The specific epithet is an adjective and refers to the Wayanad plateau of the Western Ghats.



Epithemis wayanadensis Chandran et al., 2023

Family: PLATYSTICTIDAE
Genus: *Protosticta* Selys, 1885

***Protosticta armageddonia*
 Chandran, Payra, Deshpande &
 Koparde, *International Journal of
 Odonatology*, 26 (1):93-102, 2023,
 doi:10.48156/1388.2023.1917043**

The species *Protosticta armageddonia* was described by Reji Chandran, Arajush Payra, Ameya Deshpande and Pankaj Koparde based on a based on a Holotype and several Topotypes collected from Merchiston Estate, (8.7445 N, 77.1293 E, alt. 900 m a.s.l.), Thiruvananthapuram – Ponmudi Road, Thiruvananthapuram, Kerala, India. The type specimens deposited in WGRC, ZSI. The species epithet, an adjective of the word “*armageddon*”, signifies the concept of ecological armageddon, emphasizing the major worldwide decline in insect populations.



Protosticta armageddonia Chandran et al., 2023



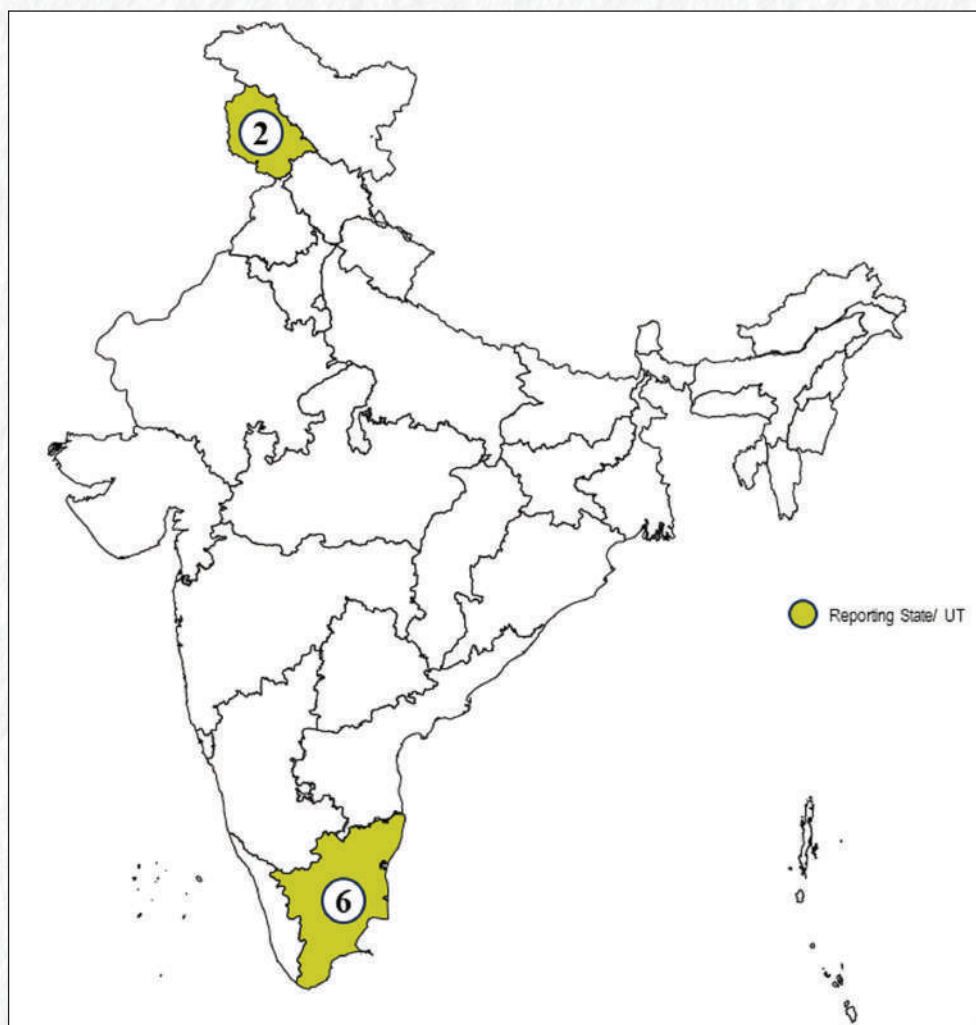
Protosticta sexcolorata Chandran et al., 2023

***Protosticta sexcolorata* Chandran,
 Muneer, Madhavan & Jose,
Journal of Asia-Pacific Biodiversity,
 2023, [https://doi.org/10.1016/j.
 japb.2023.11.010](https://doi.org/10.1016/j.japb.2023.11.010)**

The species *Protosticta sexcolorata* was described by Ayikkara Vivek Chandrana, Puthukudy Kunjamu Muneer, Maran Madhavanc, Subin Kaniyamattathil Jose based on a Holotype and four Paratypes collected from Vellarimala (11.468920 N, 76.148280 E, 1352 m), Wayanad, Muneer, Kerala, India, The type specimens deposited in WGRC, ZSI. The species epithet *sexcolorata* highlights the difference in coloration between the sexes.

3.6.14

EPHEMEROPTERA



The order Ephemeroptera is popularly known as mayflies. They are the most primitive extant order of insects. The larvae are aquatic and adults are terrestrial with a very short lifespan. The larvae prefer well oxygenated pristine waters to complete its life stage. Hence, they are widely used as reliable indicators of water quality. The morphology and feeding behaviour of larval mayflies differ across species. The subimago stage between the mature larva and imago is unique among insects. The adults are non-feeding and they swarm, mate, lay eggs and die within a day or two after emergence. The mayflies are important prey of fishes, aquatic birds and other aquatic invertebrates. Being sensitive to water quality, they are widely used in biomonitoring. A total of 8 new species of Ephemeroptera have been described from India: Tamil Nadu (6) and Jammu & Kashmir (2).

Family: BAETIDAE

Genus: *Acentrella* Bengtsson, 1912

***Acentrella (Acentrella) isacki*
Srinivasan, Sohail, Sivaruban,
Barathy & Sharma, *Aquatic Insects*,
44(3):171-181, 2023**

The species *Acentrella (Acentrella) isacki* was described by Pandiarajan Srinivasana, Asha Sohailb, T. Sivarubana, S. Barathyc and Neeraj Sharmad based on a Holotype and three Paratypes collected from Neeru stream, 32°57.08'N, 75°43.15'E, 1800 m a.s.l) Bhaderwah Town, Doda District, Jammu and Kashmir, India. The type specimens have been deposited in the AMC. The new species named after Mr Isack Rajasekaran for his remarkable contribution to the study of Indian mayflies.



Acentrella (Acentrella) isacki Srinivasan et al., 2023

Genus: *Alainites* Waltz & McCafferty, 1994

***Alainites neeru* Sohil, Srinivasan, Sivaruban, Barathy, Gattolliat & Sharma,
European Journal of Taxonomy, 910: 161–174, 2023, <https://doi.org/10.5852/ejt.2023.910.2367>**

The species *Alainites neeru* was described by Asha Sohil, Pandiarajan Srinivasan, T. Sivaruban, S. Barathy, Jean-Luc Gattolliat and Neeraj Sharma based on a Holotype and three Paratypes collected from Neeru Stream; (33°01.17' N, 75°39.46' E; 1400 m a.s.l) Bhaderwah Town, Doda District, Jammu and Kashmir, India. The type specimens have been deposited in the AMC. The species is named after the type locality Neeru stream, Jammu and Kashmir.



Alainites neeru Sohil, et al., 2023

Genus: *Baetis* Leach, 1815

***Baetis venkataramani* Sivaruban, Srinivasan, Barathy & Isack
Zoosymposia, 24:149-154,2023**

The species *Baetis venkataramani* was described by T. Sivaruban, Pandiarajan Srinivasan, S. Barathy and Rajasekaran Isack based on a Holotype and three Paratypes collected from Puliyuthu Falls, (10°03'16"N, 77°27'29"E; 1230m) Bodimettu, Theni district, Tamil Nadu, India. The type specimens have been deposited in the AMC. This new species is named in honor of Dr. K. Venkataraman for his remarkable contribution to the Indian Ephemeroptera.



Baetis venkataramani Sivaruban et al., 2023

Family: CAENIDAE

Genus: *Caenis* Stephens, 1835

***Caenis arunachalami* Srinivasan, Sivaruban, Barathy & Isack, *Zootaxa*, 5258 (1):39-75, 2023**

The species *Caenis arunachalami* was described by Pandiarajan Srinivasan, T. Sivaruban, S. Barathy and Rajasekaran Isack based on a Holotype and two Paratypes collected from Pulluthu stream, (9°95'30"N, 78°03'92"E, 212 m), Madurai District, Nagamalai Tamil Nadu, India. The type specimens have been deposited in the ZSI-SRC. This species is named in honour of Dr. M. Arunachalam, who is the mentor and guide for the authors T. Sivaruban and S. Barathy, for his outstanding contribution to the benthic macroinvertebrates.



Caenis arunachalami Srinivasan et al.,2023

***Caenis kaegies* Srinivasan, Sivaruban, Barathy & Isack, Zootaxa, 5258 (1):39-75, 2023**

The species *Caenis kaegies* was described by Pandiarajan Srinivasan, T. Sivaruban, S. Barathy and Rajasekaran Isack based on a Holotype and a Paratype collected from Vaigai river, (9°95'52"N, 78°06'59"E, 192 m), Madurai District, Nagamalai Tamil Nadu, India. The type specimens have been deposited in the AMC. This species is named in honour of Dr. K.G. Sivaramakrishnan who is the mentor of the authors T. Sivaruban and S. Barathy, who has significantly contributed to the Indian Ephemeroptera. The species "*kaegies*" is an abbreviated patronym of Dr. K.G. Sivaramakrishnan, popularly known as "KGS" and hence the species name.



Caenis kaegies Srinivasan et al., 2023

***Caenis limai* Srinivasan Sivaruban, Barathy, & Isack, AQUATIC INSECTS, 2023, <https://doi.org/10.1080/01650424.2022.2162085>**

The species *Caenis limai* was described by Pandiarajan Srinivasana, T. Sivarubana, S. Barathyb and Rajasekaran Isack based on a Holotype and nine Paratypes collected from Veerapandi River, (9°96' 63" N and 77°43'53"E, 308 m), Theni District, Tamil Nadu, India. The type specimens have been deposited in the AMC. This new species is named in honour of Dr Lucas R. C. Lima for his significant contribution to caenid mayflies.



Caenis limai Srinivasan et al., 2023



Caenis venkataramani Srinivasan et al., 2023

***Caenis venkataramani* Srinivasan,
Sivaruban, Barathy & Isack, *Zootaxa*, 5258
(1):39-75, 2023**

The species *Caenis venkataramani* was described by Pandiarajan Srinivasan, T. Sivaruban, S. Barathy and Rajasekaran Isack based on a Holotype collected from Vaigai river (10°08'86"N, 77°85'28"E, 204 m), Madurai District, Nagamalai Tamil Nadu, India along with several Paratypes collected from different location of Tamil Nadu, India The type specimens have been deposited in the ZSI-SRC. This new species is named in honour of Dr. K. Venkataraman (mentor for the authors T. Sivaruban and S. Barathy) for his remarkable contribution to the Indian Ephemeroptera.

Family: TELOGANODIDAE

Genus: *Teloganodes* Eaton 1882



Teloganodes (Teloganodes) velutinus Kluge et al., 2023

***Teloganodes (Teloganodes) velutinus* Kluge,
Srinivasan, Sivaruban, Barathy & Isack,
Zootaxa, 5244(6):553-587. 2023**

The species *Teloganodes (Teloganodes) velutinus* was described by Nikita Kluge, Pandiarajan Srinivasan, .T Sivaruban, S. Barathy , Rajasekaran Isack based on a Holotype and one Paratype collected from Suruli Falls, Theni district, Tamilnadu, India and one more Paratype collected from Chittar river near Peraruv, Courtallam, Tirunelveli district. The type specimens have been deposited in the ZIN. This new species is named after allusion of velvety surface of eggs.

3.6.15

NEUROPTERA

NEW SPECIES

NEW RECORDS



Neuroptera, popularly known as lacewings is one of the ancient holometabolous insect orders of superorder Neuropterida. Lacewings play a significant role in integrated pest management as predators of aphids, mites and several other agricultural pests and also as the valuable indicator for assessing ecological statement of a habitat. The importance of natural enemies like parasitoids and predators for controlling pests in agro- ecosystem is gaining lot of attention, as their presence in eld crops, orchards and vegetables have been a subject for many biological studies for reducing the usage of insecticide and thereby environment pollution. A total of two new species of Neuroptera have been described this year from Kerala, India.

Family: MYRMELEONTIDAE
Genus: *Nemoleon* Navás, 1909



Nemoleon ghoshi Suryanarayanan et al., 2023

***Nemoleon ghoshi* Suryanarayanan, Ábrahám & Bijoy, Zootaxa, 5339 (6): 547–561, 2023**

The species *Nemoleon ghoshi* was described by Thangalazhi Balakrishnan Suryanarayanan, Levente Ábrahám and Chenthamarakshan Bijoy based on a Holotype and three Paratypes collected from Ranipuram (12°24'58.61"N, 75°21'50.28"E, 774 m), Kasaragod Dist, Kerala State, India and one paratype collected from Idukki Dist, Marayoor, (10°16'41.85"N, 77°09'29.33"E, 1048 m), Kerala State, India. The type specimens have been deposited in the WGRC, ZSI. The species is named *ghoshi* after the Dr. Sanat Kumar Ghosh, Scientist, Zoological Survey of India (ZSI), in honour of his expertise and excellence in the field of Indian Neuropterology.

***Nemoleon madayi*ensis**
Suryanarayanan, Ábrahám & Bijoy,
Zootaxa, 5339 (6): 547–561, 2023

The species *Nemoleon madayi*ensis was described by Thangalazhi Balakrishnan Suryanarayanan, Levente Ábrahám And Chenthamarakshan Bijoy based on a Holotype and three Paratypes collected from Kerala State, Madayippara (12°02'05.27"N, 75°15'40.58"E, 38 M) Kannur Dist, Kerala State, India. The type specimens have been deposited in the WGRC, ZSI. The specific epithet *madayi*ensis is derived from the name of the type locality (Madayippara) from where the species was collected. Madayippara is an adjacent place near Madayi Kavu in Kannur district of Kerala state.



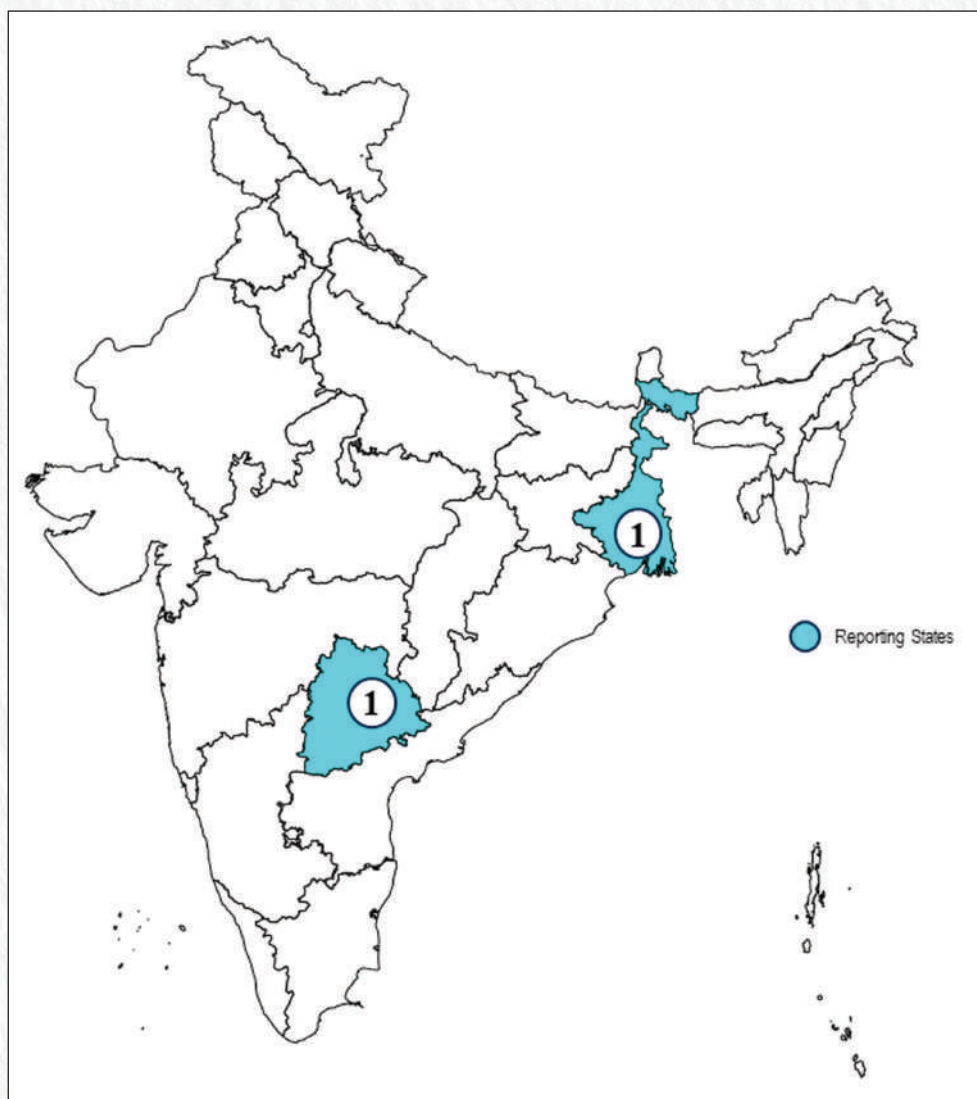
*Nemoleon madayi*ensis Suryanarayanan et al., 2023.

3.6.16

ZYGENTOMA

NEW SPECIES

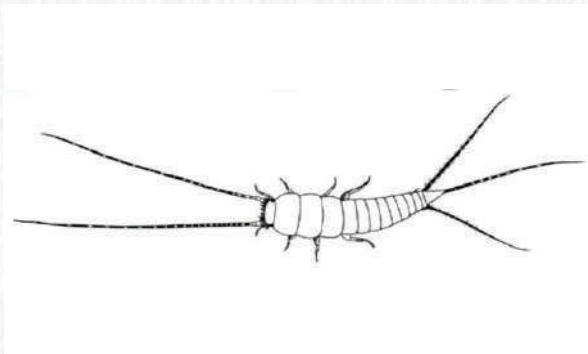
NEW RECORDS



Zygentoma are small, soft bodied, mostly scaled, wingless insects. Due to the silvery scales on their bodies, these are also known as Silverfish and some species are considered as serious house hold and library pest. Their body length is up to 1 centimetre, and they are easily distinguishable from other closely related orders by long, many segmented antennae, 2 anal cerci, a single median telson projecting posterior from the terminal part of abdomen. Zygentoma have thread like long antennae, many segmented, compound eyes present or absent, abdomen 11 segmented ending in 3 long “bristles”. These free-living forms are found in the forest floor, in the nests of ants and termites, under bark of trees, under rocks, wooden furniture, library shelf and books. This year two species of Zygentoma has been described from India, one species from Telangana and one species from West Bengal.

Family: LEPISMATIDAE

Genus: *Acrotelsella* Silvestri, 1935



Acrotelsella jhargramensis Hazra et al., 2023

***Acrotelsella jhargramensis* Hazra, Jana & Smith, Zootaxa, 5227(5):594-600, 2023**

The species *Acrotelsella jhargramensis* was described by Ashis Kumar Hazra, Debanjan Jana and Graeme Smith based on a Holotype and one Paratypes collected from under the bark of a Sal tree, Bandarbhola [22°25'38" N, 87°15'37" E, 82 m A.S.L], Jhargram, West Bengal, India. The type specimens have been deposited in NZC/ZSI. The species is named after the type locality, the district Jhargram, West Bengal, India.

Genus: *Ctenolepisma* Escherich, 1905

***Ctenolepisma (Ctenolepisma) kawalense* Hazra, Jana, Mandal & Baltanás, Graellsia, 79(1): e190, 2023**

The species *Ctenolepisma (Ctenolepisma) kawalense* was described by Ashis Kumar Hazra, Debanjan Jana, Guru Pada Mandal and Rafael Molero-Baltanás based on a Holotype and two Paratypes collected from Forest floor Pathatharlapadu forest, [19°8'86" N, 78°63'5" E], Kawal Tiger Reserve, Nirmal District, Telangana, India. The type specimens have been deposited in NZC/ZSI. The species is named after the name of the locality Kawal Tiger Reserve, Telangana, India, which is the type locality.



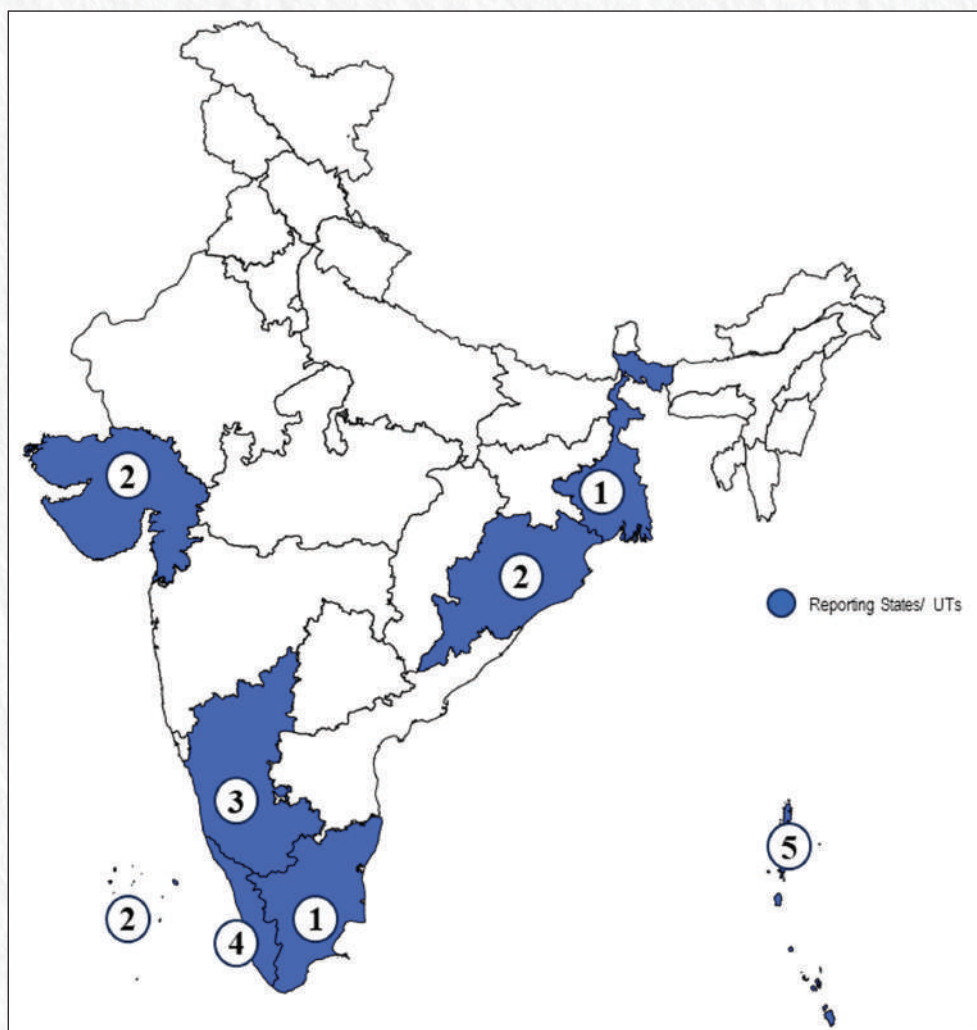
Ctenolepisma (Ctenolepisma) kawalense Hazra et al., 2023

3.7

CRUSTACEA

NEW SPECIES

NEW RECORDS



Crustaceans include the popularly known animals like prawns, shrimps, crabs, hermit crabs, woodlice, fice-lice, barnacles, lobsters as well as many planktonic forms like cladocerans, copepods, ostracods, mysids, cumaceans, tanaidaceans, lucifers etc. It is one of the major suphylums under phylum Arthropoda with a maximum number of aquatic forms and is more diverse in shape and size. The significance of crustaceans is immense and highly varied. They are ecologically valuable, commercially important, and even used as aesthetic animals, as fish bait and in traditional medicine. Crustaceans are ecologically important in food chain as scavengers and in beach bio-turbation, while most cirripeds act as bio-foulers and bio-indicators of heavy metals. Limnorids and sphaeromatids often cause damage to wooden structures and live mangroves. A total of 20 new species of Crustacea have been described from the various states of India: Andaman & Nicobar Islands (5), Kerala (4), Karnataka (3), Gujarat (2), Odisha (2), Lakshadweep (2), Tamil Nadu (1) and West Bengal (1)

Class: COPEPODA
Order: SIPHONOSTOMATOIDA
Family: PENNELLIDAE
Genus: *Cardiodectes* Wilson, 1917



Cardiodectes vampire Aneesh et al., 2023

***Cardiodectes vampire* Aneesh, Helna, Kumar & Maran, Zootaxa, 5369(2):277-291, 2023**

The species *Cardiodectes vampire* was described by Panakkool Thamban Aneesh, Ameri Kottarathil Helna, Appukuttannair Biju Kumar and Balu Alagar Venmathi Maran based on a Holotype and seven Paratypes collected from Arabian Sea, off Neendakara, Kollam district, Kerala, India. The type specimen has been deposited in WGRC-ZSI. The specific name is derived from the word 'vampire' means a mythical creature that subsists by feeding on the blood of the living.

Class: COPEPODA
Family: URANOSCOPICOLAIDAE
Genus: *Hirodai* Aneesh, Helna, Kumar & Maran, 2023 **NEW GENUS**

***Hirodai ohtsukai* Aneesh, Helna, Kumar & Maran, Journal of Natural History, 57(33-36): 1495-1515, 2023**

The family Uranoscopicolidae, the genus *Hirodai* and the species *ohtsukai* was described by Panakkool Thamban Aneesh, Appukuttannair Biju Kumar, Ameri Kottarathil Helna and Balu Alagar Venmathi Maran based on a Holotype and several Paratypes collected from Colachel (8°10'12" N, 77° 15'11" E), Tamil Nadu coast, south-west coast of India, India. The type specimen has been deposited in ZSI-WGRC. This species is named in honour of Dr Susumu Ohtsuka, Professor, Graduate School of Integrated Sciences for Life, Hiroshima University, a well-known copepodologist, ecologist and marine biologist.



Hirodai ohtsukai Aneesh et al., 2023

Class: MALACOSTRACA
Order: AMPHIPODA
Family: AMPITHOIDAE
Genus: *Cymadusa* Savigny, 1816



Cymadusa kaureshi Thacker et al., 2023

***Cymadusa kaureshi* Thacker Myers & Trivedi, *Zootaxa*, 5297 (3): 393–405, 2023**

The species *Cymadusa kaureshi* was described by Dimple Thacker, Alan Myers and Jignesh kumar Trivedi based on a Holotype and seven Paratypes collected from rocky shore, Shivarajpur (22°19'53.4"N 68°56'59.6"E) India. The type specimen has been deposited in LFSC.ZRC. The new species is named in honor of Professor Kauresh Dhanvantrai Vachhrajani of Department of Zoology, The Maharaja Sayajirao University of Baroda, Vadodara, Gujarat, who has significantly contributed to the study of different groups of crustaceans of Gujarat state, India.

Family: LEUCOTHOIDAE
Genus: *Leucothoe* Leach, 1814

***Leucothoe jimi* Thacker, Myers & Trivedi, *Journal of Natural History*, 57(33–36): 1516–1526, 2023**

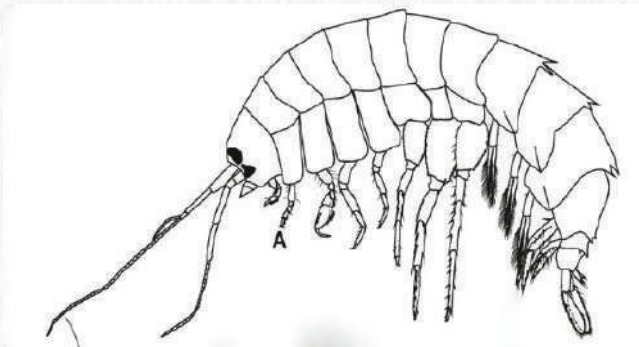
The species *Leucothoe jimi* was described by Dimple Thacker, Alan Myers and Jignesh kumar Trivedi based on a Holotype and nine Paratypes collected from Shivrajpur Beach (22°19'53.4"N, 68°56'59.6"E), Dwarka, Gujarat, India. The type specimen has been deposited in LFSC.ZRC. The new species is named in memory of the late Dr James K. Lowry, who spent nearly all of his working life studying amphipods while serving as a Senior Research Scientist at the Australian Museum Research Institute in Sydney, Australia, where he worked for more than 40 years.



Leucothoe jimi Thacker et al., 2023

Family: MAERIDAE

Genus: *Quadrivisio* Stebbing, 1907



Quadrivisio chilikensis Bhoi, et al., 2023

***Quadrivisio chilikensis* Bhoi, Myers, Tarafdar, Smita, Jena & Patro
Zootaxa, 5256 (1): 036–042 2023**

The species *Quadrivisio chilikensis* was described by Gitanjali Bhoi, Alan A. Myers, Lipika Tarafdar, Moili Smita, Ajay Kumar Jena and Shesdev Patro based on a Holotype and three Paratypes collected from Nalabana island (19°41'30.69"N, 85°17'53.2"E), India. The type specimen has been deposited in ZSI/EBRC. The species is named after the lagoon Chilika from which the type specimens were collected.

Family: TALITRIDAE

Genus: *Demaorchestia* Lowry & Myers, 2022

***Demaorchestia alanensis* Bhoi & Patro
Zootaxa, 5383 (2): 216–224, 2023**

The species *Demaorchestia alanensis* was described by Gitanjali Bhoi, Lipika Tarafdar and Shesdev Patro based on a Holotype and three Paratypes collected from shoreline of Barkul (21°52'34.97"N, 87°58'58.75"E), Chilika Lagoon, Odisha, India. The type specimen has been deposited in ZSI/EBRC. The species is named after the amphipod taxonomist Professor Alan Myers, who is a renowned person in amphipod studies.

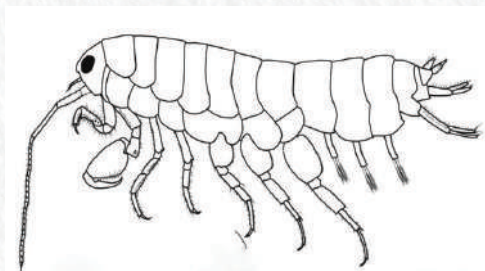


Demaorchestia alanensis Bhoi & Patro, 2023

Genus: *Talorchestia* Dana, 1852

***Talorchestia buensis* Bhoi, Patro & Myers, Zootaxa, 5315 (1): 077–082, 2023**

The species *Talorchestia buensis* was described by Gitanjali Bhoi, Alan A. Myers, Rohit Khatua and Shesdev Patro based on a Holotype and three Paratypes collected from sandy beach, near Kadirabad (21°52'34.97" N, 87°58'58.75"E), Char, West Bengal, India. The type specimen has been deposited in ZSI/EBRC. The species is named after Berhampur University where the species was identified. The species is named as *buensis* based on the first letters of Berhampur University.




Talorchestia buensis Bhoi et al., 2023

Order: DECAPODA
Family: ALPHEIDAE
Genus: *Alpheus* Fabricius, 1798

***Alpheus sulcipalma* Purushothaman, Bharathi, Damodhar, Ajith Kumar & Lal, *Zootaxa*, 5227 (4):426-442, 2023**

The species *Alpheus sulcipalma* was described by P Purushothaman, S., Bharathi, A. T., Damodhar, T. T. Ajith Kumar, and K. K. Lal, based on a Holotype and several Paratypes collected from Rocky dead coral, Agatti Island, (10° 50' 38.6" N, 072° 11' 22.1" E, 0.5–1.0 m). Lakshadweep, India. The type specimen has been deposited in ICAR-NBFGR. The species name is derived from Latin, Sulcus (= groove or depression) and palma (palm), which refer to the strong triangular structure of groove on the dorsolateral surface of palm in major cheliped of both the sexes.



Alpheus sulcipalma Purushothaman et al., 2023

Family: GECARCINUCIDAE
Genus: *Aradhya* Pati, Bajantri & Hegde, 2023 **NEW GENUS**



Aradhya placida Pati et al., 2023

***Aradhya placida* Pati, Bajantri & Hegde, *Zootaxa*, 5285 (1):161–175, 2023**

The genus *Aradhya* and the species *Aradhya placida* was described by Sameer Kumar Pati, Parashuram Prabhu Bajantri and Gopalkrishna Dattatraya Hegde based on a Holotype and three Paratypes collected from Uttara (14.814°N, 74.473°E, altitude 629 m a.s.l), India Kannada district, Karnataka, India. The type specimen has been deposited in ZSI-WGRC. The species epithet is derived from the Latin for calm or peaceful, which alludes to the behaviour of these crabs.

Genus: *Ghatiana* Pati & Sharma, 2014

***Ghatiana sanguinolenta* Pati, Thackeray & Pawar, *Zootaxa*, 5353 (4): 372–378, 2023**



Ghatiana sanguinolenta Pati et al., 2023

The species *Ghatiana sanguinolenta* was described by Sameer Kumar Pati, Tejas Thackeray and Swapnil Pawar based on a Holotype and three Paratypes collected from Balekoppa, near Devimane on Sirsi-Kumta road, (14.527°N, 74.596°E, altitude 413 m a.s.l.) Uttara Kannada district, Karnataka, India. The type specimen has been deposited in ZSI-WRC. The specific epithet, '*sanguinolenta*' meaning blood-red, is a Latin adjective in the nominative singular, which alludes to the crab's colour in life.

Genus: *Vela* Bahir & Yeo, 2007

***Vela bandhavya* Pati, Bajantri & Hegde, *Zootaxa*, 5239(1):112-126, 2023**

The species *Vela bandhavya* was described by Sameer Kumar Pati, Parashuram Prabhu and Bajantri Gopalkrishna Dattatraya Hegde based on a Holotype and four Paratypes collected from Uttara Kannada district, (14.824°N, 74.487°E, 484 m a.s.l.), Karnataka, India. The type specimen has been deposited in ZSI-WRC. The species is named after Miss Bandhavya Gopalkrishna Hegde, the only daughter of the third author of the present paper. "Bandhavya" means "relationship" in the Kannada language, which justifies the species name because the species has a close relationship with each of the known congener in morphology.



Vela bandhavya Pati et al., 2023

Family: MUNIDIDAE

Genus: *Grimothea* Leach, 1820

***Grimothea krishaha* Tiwari, Padate & Cubelio, *Journal of Natural History*, 57 (9-12):520-556, 2023**




Grimothea krishaha Tiwari et al., 2023

The species *Grimothea krishaha* was described by Shivam Tiwari, Vinay P Padate and Sonia Sherine Cubelio based on a Holotype and three Paratypes collected from Andaman Sea, off Car Nicobar Island, (9.29°N, 92.91°E, 315 m), India. The type specimen has been deposited in CMLRE. The species name is derived from the Sanskrit term 'krśah' meaning slender, denoting the relatively narrow carapace.

Genus: *Trapezionida* Macpherson & Baba, 2022

Trapezionida aequispina Tiwari, Padate & Cubelio, *Journal of Natural History*, 57 (9 - 12):520-556, 2023

The species *Trapezionida aequispina* was described by Shivam Tiwari, Vinay P Padate and Sonia Sherine Cubelio based on a Holotype and one Paratypes collected from off Car Nicobar Island, (9.31°N 92.82°E, 109 m depth), Andaman Sea, India, along with one other Paratype collected from different location of Andaman sea and Bay of Bengal. The type specimen has been deposited in CMLRE. The species name is derived from two Latin terms 'aequalis' (adjective for 'equal') meaning equal-sized and 'spina' meaning spines, denoting the almost equal size of the distal spines of antennular peduncle article 1.



Trapezionida aequispina Tiwari et al., 2023

Trapezionida bharuchai Tiwari, Padate & Cubelio, *Journal of Natural History*, 57 (9 - 12):520-556, 2023

The species *Trapezionida bharuchai* was described by Shivam Tiwari, Vinay P Padate and Sonia Sherine Cubelio based on a Holotype and one Paratypes collected from Little Andaman Island (10.72°N, 92.70°E, 53 m depth), Andaman Sea, India, along with several other Paratype collected from Little Andaman Island (9.24°N, 92.92°E, 315 m depth) Andaman Sea, India. The type specimen has been deposited in CMLRE. The species is named in honour of Dr. Erach Bharucha, a pioneer of environmental education in India.



Trapezionida bharuchai Tiwari et al., 2023

Family: PALAEMONIDAE

Genus: *Cuapetes* Clark, 1919

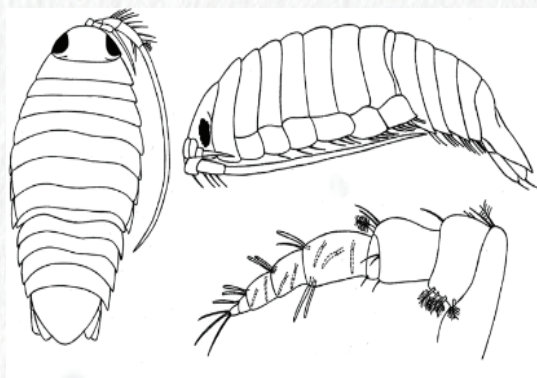
Cuapetes purushothamani Jose, Kumar & Jayachandran, *Marine Biology Research*, 19(4):1-23, 2023



Cuapetes purushothamani Jose et al., 2023

The species *Cuapetes purushothamani* was described by Sheena Jose, Bharathi Sundaramoorthy, Bharathi Sundaramoorthy, A.T. Damodhar, K.V. Jayachandran, T.T. Ajith Kumar and Kuldeep Kumar Lal based on a Holotype and eight Paratypes collected from coral and rocky shore (10°50'03"N, 72°10'59"E, 0.5–1.0 m), eastern lagoon, Agatti Island, Lakshadweep, Arabian Sea, India. The type specimen has been deposited in ICAR-NBFGR. The species is named in the honour of the crustacean taxonomist, Purushothaman Paramasivam, who has made significant contributions to the identification of this species and the taxonomy of shrimps in the Indian Ocean.

Order: ISOPODA
Family: CIROLANIDAE
Genus: *Eurydice* Leach, 1815



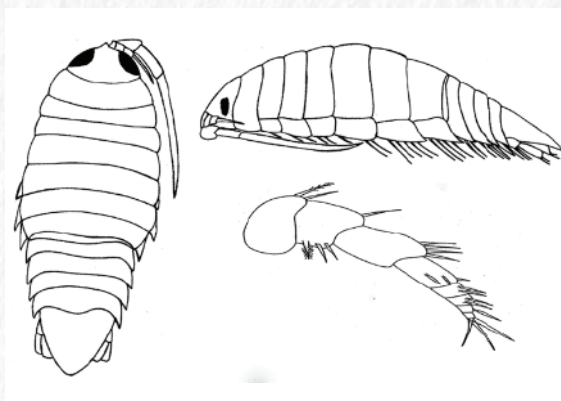
Eurydice andamanensis Anil & Jayraj, 2023

***Eurydice andamanensis* Anil & Jayraj, *Journal of Natural History*, 57 (13 - 16): 976-995, 2023**

The species *Eurydice andamanensis* was described by Pathan Anil and K.A. Jayaraj based on a Holotype and six Paratypes collected from intertidal sand, (11.37'483°N, 92.45'140°E), South Andaman, Andaman Islands, India and six more Paratypes collected from intertidal sand, low-tide zone (11.40'18°N, 092.44'58°E), South Andaman, Andaman Islands, India. The type specimen has been deposited in PUMB. The species is named after the type locality.

***Eurydice mohani* Anil & Jayraj, *Journal of Natural History*, 57 (13 - 16): 976-995, 2023**

The species *Eurydice mohani* was described by Pathan Anil and K.A. Jayaraj based on a Holotype and four Paratypes collected from sta. Corbyns Cove (low-tide zone), (11.37'483°N, 92.45'140°E), South Andaman, Andaman Islands, India and three more Paratypes collected from intertidal sand, sta Marina Park (low-tide zone), (11.40'18°N, 092.44'58°E), South Andaman, Andaman Islands, India. The type specimen has been deposited in PUMB. This species is named in honour of Dr P.M. Mohan a well-known benthologist, taxonomist and ecologist in India.



Eurydice mohani Anil & Jayraj, 2023

Family: CYMOTHOIDAE
Genus: *Elthusa* Schioedte & Meinert, 1884

***Elthusa aquabio* Aneesh, Helna, Raj & Kumar, *Journal of Natural History*, 57 (21 - 24):1193-1205, 2023**

The species *Elthusa aquabio* was described by Panakkool Thamban Aneesh, Ameri Kottarathil Helna, Smrithy Raj and Appukuttannair Biju Kumar based on a Holotype collected from Neendakara, South west coast Water, (8° 18' 0" N, 76° 31' 58.8" E) India. The type specimen has been deposited in ZSI/WGRC. The specific name '*aquabio*' is an abbreviation of the name 'Department of Aquatic Biology and Fisheries, University of Kerala', a pioneer research institute in Kerala state, India.



Elthusa aquabio Aneesh et al.,2023



Elthusa nemo Aneesh et al.,2023

***Elthusa nemo* Aneesh, Helna, Raj & Kumar, *Acta Parasitologica*, 2023, <https://doi.org/10.1007/s11686-023-00745-3>**

The species *Elthusa nemo* was described by Panakkool Thamban Aneesh, A. K. Helna, Smrithy Raj and Biju Kumar based on a Holotype and six Paratypes collected from Neendakara (08°30.0' N 76°53.30' E), Kollam district, Kerala, India. The type specimen has been deposited in ZSI/WGRC. The specific name '*nemo*' is the name of the character in a famous American computer-animated comedy-drama adventure film 'finding nemo' released by Walt Disney Pictures in 2003.

Genus: *Glyptothoa* Helna, Aneesh, Kumar and Ohtsuka,2023. **NEW GENUS**

***Glyptothoa sagara* Helna, Aneesh, Kumar & Ohtsuka, *Zoological Studies*, 62: 62-51, 2023**

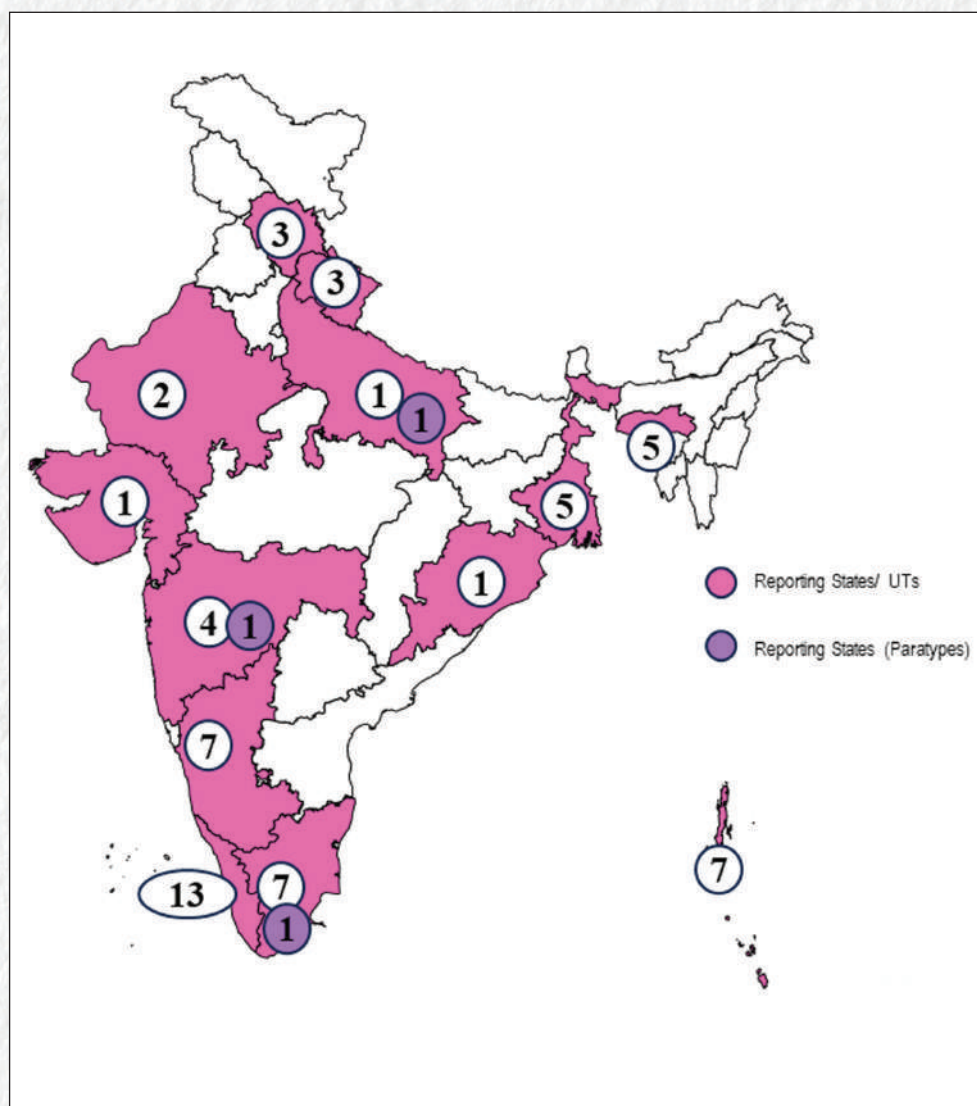
The species *Glyptothoa sagara* was described by Ameri Kottarathil Helna, Panakkool Thamban Aneesh, Appukuttannair Biju Kumar and Susumu Ohtsuka based on a Holotype and seven Paratypes collected from ~300 to 650 m depth, off Neendakara coast (08°30.0'N,76°53.30'E), Kerala, India. The type specimen has been deposited in ZSI/WGRC. The specific name is derived from the Sanskrit word "sagara", literally meaning the "gathering together of waters," i.e., the ocean.



Glyptothoa sagara Helna et al.,2023

3.8

ARACHNIDA

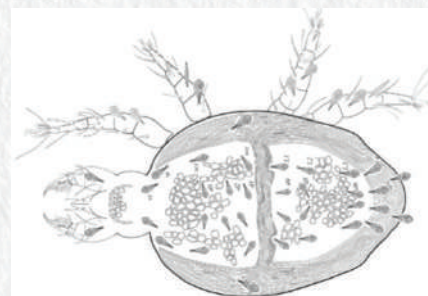


Arachnida is a class in the subphylum Chelicerata of the phylum Arthropoda. Arachnids are one of the longest-surviving and diverse groups of organisms. They are mostly terrestrial invertebrates. The class Arachnida comprises eleven orders viz. Acari, Amblypygi, Araneae, Opiliones, Palpigradi, Pseudoscorpiones, Scorpiones, Ricinulei, Schizomida, Solifugae and Uropygi. Acari is the most diverse and abundant arachnid order. The majority of arachnids play an important role in human's environment, health and agriculture. Many mite species are intermediate hosts of diseases transmissible to humans, domesticated animals and crops. They play an important role in agriculture as they increase the soil fertility, many species are plant feeders and with predatory habit used as biocontrol agent. Ticks exceed all other arthropods, excluding mosquitoes, in the number of diseases they transmit to humans and other animals. Spiders are important as biological control agents in agroecosystems, providers of silk for materials science and suppliers of venom for both medical and insecticide research. Apart from having ecological importance, scorpions are economically as well as medically important animals. Scorpions are consumed as food; they are kept as live pets and recent studies have proven to have anti-carcinogenic properties. A total of 61 species of Arachnida has been described for the first time from India from the various states: Kerala (13), Tamil Nadu (7), Andaman & Nicobar Islands (7), Karnataka (7), Meghalaya (5), West Bengal (5), Maharashtra (4), Himachal Pradesh (3), Uttarakhand (3), Rajasthan (2), Gujarat (1), Odisha (1) and Uttar Pradesh (1) and two species with undescribed areas.

Phylum: ARTHROPODA
Class: ARACHNIDA
Order: ACTINEDIDA
Family: CHEYLETIDAE
Genus: *Acaropsella* Volgin, 1969

***Acaropsella strioreticulata* Martin & James, Rec. zool. Surv. India, 123(i2S):61-66,2023**

The species *Acaropsella strioreticulata* was described by Neeraj Martin and Sachin P. James based on a Holotype and four Paratypes collected from Kozhikode (11° 22' 3.54" N, 75° 47' 35.74" E, 13 m, ASL), Kerala, India. The type specimen has been deposited in ZSI-WGRC. The specimen has been named after their morphological features.



Acaropsella strioreticulata Martin & James, 2023

Order: ARANEAE
Family: BARYCHELIDAE
Genus: *Tigidia* Simon 1892

***Tigidia fasciata* Mirza, Journal of Natural History, 57(1-4): 159-174, 2023**



Tigidia fasciata Mirza, 2023

The species *Tigidia fasciata* was described by Zeeshan A. Mirza based on a Holotype and a Paratype collected from Neyyar Wildlife Sanctuary (8.548032°N, 77.145361°E, 143 m), Kerala, India along with one Paratype collected from Peppara Wildlife Sanctuary (8.672902°, 77.151279°, 380 m). The type specimen has been deposited in NRC. The specific epithet '*fasciata*' refers to the bands present on the legs of the new species.

***Tigidia tangerina* Mirza, Journal of Natural History, 57(1-4): 159-174, 2023**

The species *Tigidia tangerina* was described by Zeeshan A. Mirza based on a Holotype and two Paratypes collected from Nandi hills (13.372007°N, 77.680686°E, 1394 m), Chikkaballapur District, Karnataka, India. The type specimen has been deposited in NRC. The specific epithet '*tangerina*' refers to the orange colouration of the new species in life.



Tigidia tangerina Mirza, 2023



Tigidia jalgaonensis Mirza, 2023

***Tigidia jalgaonensis* Mirza, *Journal of Natural History*, 57(1-4): 159-174, 2023**

The species *Tigidia jalgaonensis* was described by Zeeshan A. Mirza based on a Holotype and two Paratypes collected from near Gautala Wildlife Sanctuary (20.312799°N, 74.862241°E, 460 m), Chalisgaon taluka, Ghodegaon, Jalgaon District, Maharashtra, India. The type specimen has been deposited in NRC. The specific epithet refers to District Jalgaon in the Indian State of Maharashtra, where the types were collected.

Family: CLUBIONIDAE

Genus: *Clubiona* Latreille, 1804

***Clubiona dorni* Sarkar, Quasin & Siliwal, *Serket*, 19(2): 126-131, 2023**

The species *Clubiona dorni* was described by Irina Das Sarkar, Shazia Quasin and Manju Siliwal based on a Holotype collected from Dorni Reserve Forest (32.378193N, 77.277977E, 3200 m), Lahaul and Spiti, Himachal Pradesh, India. The type specimen has been deposited in WILD, Coimbatore, Tamil Nadu, India. The species is named after its type locality.



Clubiona dorni Sarkar et al., 2023



Clubiona uniyali Sarkar et al., 2023

***Clubiona uniyali* Sarkar, Quasin & Siliwal, *Serket*, 19(2): 126-131, 2023**

The species *Clubiona uniyali* was described by Irina Das Sarkar, Shazia Quasin and Manju Siliwal based on a Holotype collected from Lata Kharak (30.50027778N, 79.74597222E, 3360 m) Chamoli District, Uttarakhand, India. The type specimen has been deposited in WILD, Coimbatore, Tamil Nadu, India. The species epithet is a patronym in honour of Dr. Virendra Prasad Uniyal, Wildlife Institute of India, Dehardun, for his mentorship and dedicated contributions towards the documentation of various Himalayan entomofauna and arachnofauna.

Family: GNAPHOSIDAE

Genus: *Hongkongia* Song & Zhu, 1998

***Hongkongia novia* Sankaran & Tripathy, *Zootaxa*, 5389 (4): 497–500, 2023**



Hongkongia novia Sankaran & Tripathy, 2023

The species *Hongkongia novia* was described by Pradeep M. Sankaran and Rishikesh Tripathi based on a Holotype collected from Ponnudi (8°45'N, 77°07'E) Trivandrum, Kerala, India. The type specimen has been deposited in WGRC/ZSI. The specific epithet is an adjective and referring to the strange appearance of the conductor of the new species.

Family: LYCOSIDAE

Genus: *Arctosa* C. L. Koch, 1847

***Arctosa dhikala* Sankaran & Caleb, *Zootaxa*, 5369 (4): 533–552, 2023**

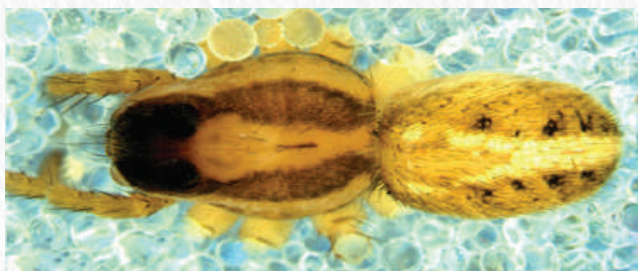
The species *Arctosa dhikala* was described by Pradeep M. Sankaran and John T.D. Caleb based on a Holotype and four Paratypes collected from Dhikala (29°36'N, 78°48'E; 508 m alt.), Jim Corbet National Park, Pauri, Uttarakhand India. The type specimen has been deposited in NZC-ZSI. The specific epithet '*dhikala*' is a noun in apposition derived from the name of the type locality.



Arctosa dhikala Sankaran & Caleb, 2023

Genus: *Draposa* Kronestedt, 2010

***Draposa sebastiani* Abhijith & Sudhikumar, *TAPROBANICA*, 12 (01):1–4, 2023**



Draposa sebastiani Abhijith & Sudhikumar, 2023

The species *Draposa sebastiani* was described by Raveendran Sudha Abhijith and Ambalaparambil Vasu Sudhikumar, based on a Holotype and thirteen Paratypes collected from Wayanad (11°47'52.8"N, 75°59'27.6"E; 1,036 m a.s.l), Kerala, India. The type specimen has been deposited in Christ College, Kerala. The species name is honouring one of the Indian arachnologists, Late Dr. Pothalil Antony Sebastian at Sacred Heart College, Kochi, India for his inestimable contributions to Indian spider taxonomy.

Family: OECOBIIDAE
Genus: *Oecobius* Lucas, 1846



Oecobius thar Tripathi et al., 2023

***Oecobius thar* Tripathi, SudhiKumar & Sherwood, Zootaxa, 5389 (4): 483–490, 2023**

The species *Oecobius thar* was described by Rishikesh Tripathi, Ambalaparambil V. Sudhikumar and Danniella Sherwood based on a Holotype collected and two Paratypes collected from Sam area (26.8303°N, 70.5085°E, 235 m a.s.l) Thar Desert, Rajasthan, Jaisalmer, India. The type specimen has been deposited in NRC. The specific name refers to the Thar Desert, where this species lives.

Family: OONOPIDAE
Genus: *Aprusia* Simon, 1893

***Aprusia rothorum* Grismado, Rev. Mus. Argentino Cienc. Nat., 25(1): 121-132, 2023**

The species *Aprusia rothorum* was described by Cristian J. Grismado, based on a Holotype collected from native cloud forest by falls (10° 15' N, 77° 31' E), Kodaikanal, Tamil Nadu, India. The type specimen has been deposited in CAS. The specific epithet is a patronymic in honor of Vincent and Barbara Roth, collectors of the holotype.



Aprusia rothorum Grismado, 2023.

Genus: *Paramolotra* Tong & Li, 2021



Paramolotra bengalensis Grismado, 2023.

***Paramolotra bengalensis* Grismado, Rev. Mus. Argentino Cienc. Nat., 25(1): 121-132, 2023**

The species *Paramolotra bengalensis* was described by Cristian J. Grismado, based on a Holotype collected from leaf litter, 13km north of Ghoom (way to Bijanbari) (27° 3'56" N, 88°15'29.83" E, 1500m), Darjeeling West Bengal, India. The type specimen has been deposited in MHNG. The specific epithet refers to the Indian state where the type specimen was collected.

Family: OXYOPIDAE

Genus: *Hamadruas* Deeleman-Reinhold, 2009



Hamadruas keralensis Sen & Sudhin, 2023

***Hamadruas keralensis* Sen & Sudhin, Rec. zool. Surv. India, 122(4):345–348, 2023**

The species *Hamadruas keralensis* was described by Souvik Sen and Puthoor Pattammal Sudhin based on a Holotype collected from Kakkavayal, (11°38'34.27"N 76°08'07.80"E, 751 m) Kerala, India. The type specimen has been deposited in NZC-ZSI (WGRC). The species name is derived from the name of the state from where the species was collected.

Family: PALPIMANIDAE

Genus: *Palpimanus* Dufour, 1820

***Palpimanus godawan* Tripathi & Sankaran, European Journal of Taxonomy, 891: 26–50, 2023**

The species *Palpimanus godawan* was described by Rishikesh Tripathi, Pradeep M. Sankaran, Nikhil Kunia and Ambalaparambil V. Sudhikumar based on a Holotype collected from Gajaimata area; (26.68922° N, 70.59791° E; 235 m), Desert National Park Wildlife Sanctuary, Thar Desert, Rajasthan, Jaisalmer, India along with one Paratype collected from Sudasri area (26.7304° N, 70.61888° E; 247 m a.s.l.), four Paratypes collected from Chauhani area (26.63413° N, 70.58211° E; 265 m a.s.l) and one Paratype collected from Myajlar area (26.281° N, 70.40755° E; 269 m a.s.l) The type specimen has been deposited in NRC. The specific epithet 'Godawan' is the vernacular name of the Great Indian Bustard in Rajasthan, the state bird of Rajasthan State.



Palpimanus godawan Tripathi & Sankaran, 2023

***Palpimanus maldhok* Kuni, Tripathi & Sankaran, *European Journal of Taxonomy*, 891: 26–50, 2023**

The species *Palpimanus maldhok* was described by Rishikesh Tripathi, Pradeep M. Sankaran, Nikhil Kunia and Ambalaparambil V. Sudhikumar based on a Holotype and a Paratype collected from Boramani; (17.763° N, 76.04616° E; 523 m a.s.l), Solapur south, Solapur, Maharashtra, India along with one Paratype collected from Boramani; (17.77258° N, 76.04697° E; 532 m a.s.l)., The type specimen has been deposited in NRC. The specific epithet is the vernacular name of the Great Indian Bustard in Maharashtra, where the type locality of the new species is located.



Palpimanus maldhok Kuni et al., 2023

Family: PISAURIDAE

Genus: *Dendrolycosa* Doleschall, 1859

***Dendrolycosa sahyadriensis* Sudhin, Sen & Jager, *Zootaxa*, 5353 (1): 067–074, 2023**

The species *Dendrolycosa sahyadriensis* was described by Puthoor Pattammal Sudhin, Souvik Sen and Peter Jäger based on a Holotype and one Paratype collected from Mookambika Wildlife Sanctuary (13°42'18.9"N, 75°03'47.7"E, 605 m a.s.l.) Shimoga District, Karnataka, India. The type specimen has been deposited in NZC-ZSI. The species name is derived from 'Sahyadri', the vernacular name for Western Ghats, where the type was collected.



Dendrolycosa sahyadriensis Sudhin et al., 2023

Family: SALTICIDAE

Genus: *Afraflacilla* Berland & Millot, 1941

***Afraflacilla adavathurensis*
Sampathkumar et Caleb, *Arthropoda Selecta*, 32(4): 459-465 2023**

The species *Afraflacilla adavathurensis* was described by Nishi Babu, Rishikesh Tripathi, M. Sampathkumar, John T.D. Caleb, G. Prasad, A. Mohanasundaram, G. Mahendiran and Ambalaparambil Vasu Sudhikumar, based on a Holotype and four Paratypes collected from Adavathur (10°82'28.2"N, 78° 61'22.9"E) Tiruchirappalli, Tamil Nadu, India. The type specimen has been deposited in NRC. The specific epithet is an adjective derived from the name of the village Adavathur from where the holotype was collected.



Afraflacilla adavathurensis Sampathkumar et Caleb, 2023

***Afraflacilla kerala* Babu, Tripathi et Caleb, *Arthropoda Selecta* 32(4): 459-465 2023**

The species *Afraflacilla kerala* was described by Nishi Babu, Rishikesh Tripathi, M. Sampathkumar, John T.D. Caleb, G. Prasad, A. Mohanasundaram, G. Mahendiran and Ambalaparambil Vasu Sudhikumar, based on a Holotype collected from Christ college campus (10°21'27.8"N, 76°12'48.3"E), Thrissur, Irinjalakuda, Kerala, India along with one Paratype collected from Veeyapuram (9.30°N, 76.46°E) Alappuzha, Kerala, India. The type specimen has been deposited in NRC. The specific epithet is a noun in apposition referring to the name of the Indian State, Kerala from where the types were collected.



Afraflacilla kerala Babu, Tripathi et Caleb, 2023

Genus: *Colopsus* Simon, 1902



Colopsus peppara Sudhin et al., 2023

***Colopsus peppara* Sudhin, Sen & Caleb, *Revue suisse de Zoologie*, 130(2): 285-289, 2023**

The species *Colopsus peppara* was described by Puthoor Pattammal Sudhin, Souvik Sen and John T. D. Caleb based on a Holotype and four Paratypes collected from Peppara Wildlife Sanctuary, (8°38'29.71" N, 77°10'46.49" E, 100 m a.s.l), Thiruvananthapuram, Kerala, India. The type specimen has been deposited in NZC-ZSI. The species is named after the Peppara Wildlife Sanctuary where the types of the new species were collected.

Genus: *Habrocestum* Simon, 1876



Habrocestum emanasakgrensis Kadam & Tripathi, 2023

***Habrocestum emanasakgrensis*
Kadam & Tripathi, PECKHAMIA
,295(1):1-10, 2023**

The species *Habrocestum emanasakgrensis* was described by Gautam Kadam, Rishikesh Tripathi and Ambalaparambil Vasu Sudhikumar, based on a Holotype collected from Eman-Asakgre (25°20'17"N, 90°30'41"E; 215 m) South Garo Hills, Meghalaya, India. The type specimen has been deposited in NRC. The species group name is an adjective and refers to the type locality of this new species.

***Habrocestum imilchang* Kadam & Tripathi,
PECKHAMIA, 295(1):1-10, 2023**

The species *Habrocestum imilchang* was described by Gautam Kadam, Rishikesh Tripathi and Ambalaparambil Vasu Sudhikumar, based on a Holotype collected from Eman-Asakgre (25°19.517'N, 90° 30.985'E; 120 m), South Garo Hills, Meghalaya, India. The type specimen has been deposited in NRC. The species group name is a noun and refers to the name of a waterfall from near the collection site of the type.



Habrocestum imilchang Kadam & Tripathi, 2023



Habrocestum togansangmai Kadam & Tripathi, 2023

***Habrocestum togansangmai* Kadam & Tripathi,
PECKHAMIA, 295(1):1-10, 2023**

The species *Habrocestum togansangmai* was described by Gautam Kadam, Rishikesh Tripathi and Ambalaparambil Vasu Sudhikumar, based on a Holotype collected from Nongnah village (25°16'03"N, 91°19'12"E; 992 m) South West Khasi Hills: Meghalaya, India along with one Paratype collected from Siju Bird Sanctuary (25° 20.501'N, 90°40.997'E; 162 m) South Garo Hills, Meghalaya, India. The type specimen has been deposited in NRC. The species group name is a patronym honouring Pa Togan Nengminja Sangma, a brave freedom fighter from the State of Meghalaya, who fought against the British army.

Genus: *Hasarius* Simon, 1871



Hasarius mumbai Joshi et Tripathi, 2023

Hasarius mumbai Joshi et Tripathi, *Arthropoda Selecta*, 32(2): 213–219, 2023

The species *Hasarius mumbai* was described by Rishikesh Tripathi, Pranav Joshi, Raju Kasambe and Ambalaparambil Vasu Sudhikumar, based on a Holotype collected from nr the BNHS Nature Reserve (19°09'45.8"N, 72°53' 30.8"E, 84 m a.s.l). Mumbai, Maharashtra, India. The type specimen has been deposited in NCBS. The specific epithet is a noun in apposition referring to the type locality, the city of Mumbai, India.

Genus: *Pancorius* Simon, 1902

Pancorius sebastiani Asima, Caleb & Prasad, *Arachnology*, 19 (6):931–935, 2023

The species *Pancorius sebastiani* was described by A. Asima, John T. D. Caleb and G. Prasad based on a Holotype and four Paratypes collected from Shendurney Wildlife Sanctuary, (8.913028°N 77.102833°E, 780 m) Kallar, Kerala, India. The type specimen has been deposited in KUDZEN. The new species is dedicated to the late Dr Pothalil A. Sebastian in recognition of his valuable contributions toward Indian arachnology.



Pancorius sebastiani Asima et al., 2023

Genus: *Phintella* Strand, 1906



Phintella dhritiae Sudhin et al., 2023

Phintella dhritiae Sudhin, Sen & Caleb, *Arthropoda Selecta*, 32(1): 80–88, 31–48, 2023

The species *Phintella dhritiae* was described by Puthoor Pattammal Sudhin, Souvik Sen and John T. D. Caleb based on a Holotype and a Paratype collected from Mookambika WLS (13°41'11.92"N, 75°04'7.74"E, 626 m a.s.l) Shimoga, Karnataka, India. The type specimen has been deposited in NZC-ZSI. The specific epithet is a patronym honouring Dr Dhriti Banerjee, the first lady Director of the Zoological Survey of India, Kolkata.



Phintella platnicki Sudhin et al., 2023

***Phintella platnicki* Sudhin, Sen & Caleb *Arthropoda Selecta*, 32(1): 80–88, 31–48, 2023**

The species *Phintella platnicki* was described by Puthoor Pattammal Sudhin Souvik Sen and John T. D. Caleb based on a Holotype collected from Yercaud (10°46'13.95"N, 78°12'6.37"E), 133 m a.s.l), Salem, Tamil Nadu, India. The type specimen has been deposited in NZC-ZSI. The specific epithet is a patronym honouring the late Dr Norman Platnick for his tremendous contributions to the field of arachnology.

Genus: *Siler* Simon, 1889

***Siler niser* Caleb, Parag & Datta-Roy, *Zoosyst. Evol.* 1. 99 (1): 209–216, 2023**

The species *Siler niser* was described by John T. D. Caleb, Ayush Parag and Aniruddha Datta-Roy based on a Holotype and four Paratypes collected from NISER campus (20.16861°N, 85.68493°E, 46 m a.s.l), Jatani, Khordha, Bhubaneswar, Odisha, India The type specimen has been deposited in SRC/ZSI. . The specific epithet is an acronym derived after the type locality, National Institute of Science Education and Research (NISER) campus from where the specimens were collected.



Siler niser Caleb et al., 2023

Genus: *Sparbambus* Zhang, Woon & Li, 2006



Sparbambus sindhudurg Kadam & Tripathi, 2023

***Sparbambus sindhudurg* Kadam & Tripathi, *Zootaxa*, 5352 (3): 447–450, 2023**

The species *Sparbambus sindhudurg* was described by Rishikesh Tripathi, Gautam Kadam, Theresa Joy Asha and Ambalaparambil Vasu Sudhikumar based on a Holotype and one Paratype collected from Vetāl Bambarde Village (16°02'51" N, 74°42'45" E; 33m asl.), Sindhudurg: Kudal, Maharashtra, India The type specimen has been deposited in NRC. The specific epithet refers to the type locality.

Genus: *Stenaelurillus* Simon, 1886

***Stenaelurillus megamalai* Sudhin, Sen & Caleb,
Zoosyst. Evol, 99 (1):123–133, 2023**

The species *Stenaelurillus megamalai* was described by Puthoor Pattammal Sudhin, Souvik Sen and John T. D. Caleb based on a Holotype and 37 Paratypes collected from Megamalai Wildlife Sanctuary, (09°38'34.1"N, 77°24'06.5"E, 871 m) Tamil Nadu, Theni District, India. The type specimen has been deposited in NZC-ZSI. The species is named after the Megamalai Wildlife Sanctuary from where it was collected.



Stenaelurillus megamalai Sudhin et al., 2023



Stenaelurillus neyyar Sudhin et al., 2023

***Stenaelurillus neyyar* Sudhin, Sen & Caleb,
Zoosyst. Evol., 99 (1):123–133, 2023**

The species *Stenaelurillus neyyar* was described by Puthoor Pattammal Sudhin, Souvik Sen and John T. D. Caleb based on a Holotype and fourteen Paratypes collected from Neyyar Wildlife Sanctuary, (8°32'03.9"N, 77°08'54.8"E, 118 m), Thiruvananthapuram District Kerala, India. The type specimen has been deposited in NZC-ZSI. The species is named after its type locality, Neyyar Wildlife Sanctuary.

Genus: *Thiania* C. L. Koch, 1846

***Thiania indica* Asima, Caleb & Prasad,
Arachnology, 19 (4): 699–701 2023**

The species *Thiania indica* was described by A. Asima, John T. D. Caleb and G. Prasad based on a Holotype and one Paratype collected from Kallar, (08°54'46.9"N, 077°06'10.2"E), Kulathoopuzha, Kerala, India. The type specimen has been deposited in KUDZ. The species is an adjective named after the country (India).



Thiania indica Asima et al., 2023

Family: SPARASSIDAE

Genus: *Pseudopoda* Jäger, 2000



Pseudopoda bifaria Zhang et al., 2023

***Pseudopoda bifaria* Zhang, Jäger & Liu, *Megataxa*, 9 (1):1-304, 2023**

The species *Pseudopoda bifaria* was described by He Zhang, Yang Zhu, Yang Zhong, Peter Jäger and Jie Liu based on a Holotype collected from India. (Type locality not mentioned, specimen deposited in foreign museum) The type specimen has been deposited in MHNG. The specific name is derived from the Latin adjective *bifarius*, -a, -um, meaning “double, two-fold, dual”, referring to duplicate arrangement of the visible sclerotised parts of the IDS in ventral view.

***Pseudopoda flabelliformis* Zhang, Jäger & Liu *Megataxa*, 9 (1): 1-304, 2023**

The species *Pseudopoda flabelliformis* was described by He Zhang, Yang Zhu, Yang Zhong, Peter Jäger and Jie Liu based on a Holotype and a Paratype collected from India (Type locality not mentioned, specimen deposited in foreign museum). The type specimen has been deposited in NMNH. The specific name is derived from the latin adjective *flabelliformis*, -is, -e, meaning “flabellate”, referring to the fan-shaped anterior margins of LL in ventral view.



Pseudopoda flabelliformis Zhang et al., 2023



Pseudopoda nandaensis Zhang et al., 2023

***Pseudopoda nandaensis* Zhang, Jäger & Liu *Megataxa*, 9 (1): 1-304, 2023**

The species *Pseudopoda nandaensis* was described by He Zhang, Yang Zhu, Yang Zhong, Peter Jäger and Jie Liu based on a Holotype and a Paratype collected from Nanda Devi, (30.67°N, 79.59°E, 3300 m), Ghangria, Uttarakhand, India along with 4 Paratypes collected from different other location of Nanda Devi along with thirteen Paratypes collected from Uttarpradesh, India. The type specimen has been deposited in SMF. The specific name is derived from the type locality, the Nanda Devi.

Genus: *Spariolenus* Simon, 1880

***Spariolenus bakasura* Moradmand, Wesal & Kulkarni, Zootaxa, 5380(1): 077–095, 2023**

The species *Spariolenus bakasura* was described by Majid Moradmand, Mohammad Wasil Wesal and Siddharth Kulkarni based on a Holotype collected from Uttanur, (16.18 N, 77.10 E, 391 m), Karnataka, India along with two more Paratypes collected from different location of Maharashtra, India. The type specimen has been deposited in SMF. The species name *Bakasura* is named after the name of a voracious feeding demon who lived in caves.



Spariolenus bakasura Moradmand et al., 2023



Spariolenus kabandha Moradmand et al., 2023

***Spariolenus kabandha* Moradmand, Wesal & Kulkarni, Zootaxa, 5380 (1): 077–095, 2023**

The species *Spariolenus kabandha* was described by Majid Moradmand, Mohammad Wasil Wesal and Siddharth Kulkarni based on a Holotype collected from Kanpur (26.47 N, 80.35 E), Uttar Pradesh, India. The type specimen has been deposited in NHM. The species name *Kabandha* is the name of a giant demon who lived in the forests.

Family: THERIDIOSOMATIDAE

Genus: *Bharatasoma* Marusik, 2023 **NEW GENUS**

***Bharatasoma eskovi* Marusik, Far Eastern Entomologist, 489:1-7, 2023**

The genus *Bharatasoma* and species *Bharatasoma eskovi* was described by Y. M Marusik, based on a Holotype collected from Patlikuhal Town (32°07.4' N, 77°08.8' E, 1200 m) Himachal Pradesh, India. The type specimen has been deposited in ZMMU. The species name is a patronym in honour of Kirill Y. Eskov.



Bharatasoma eskovi Marusik, 2023

Family: ZODARIIDAE
Genus: *Asceua* Thorell, 1887



Asceua thrippalurensis, Sankaran, 2023

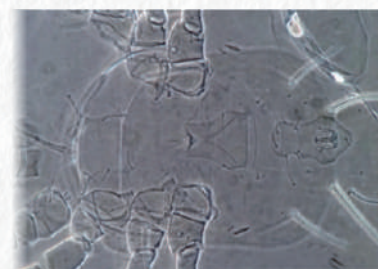
***Asceua thrippalurensis*, Sankaran, Zootaxa, 5296 (3): 381–405, 2023**

The species *Asceua thrippalurensis* was described by Pradeep M. Sankaran based on a Holotype and two Paratypes collected from Palakkad, (10°38'16.58"N, 76°33'52.87"E, 70 m a.s.l), Thrippalur, Pullodu, Kerala, India. The type specimen has been deposited in ADSH. The specific epithet is an adjective and referring to Thrippalur, where the type locality of the new species is located.

Order: MESOSTIGMATA
Family: PHYTOSEIIDAE
Genus: *Amblyseius* Berlese, 1914

***Amblyseius andamanicus* Karmakar & Biswas, International Journal of Acarology, 2023, <https://doi.org/10.1080/01647954.2023.2178504>**

The species *Amblyseius andamanicus* was described by Shubhadeep Biswas and Krishna Karmakar, based on a Holotype collected from garden premises of Ramakrishna Mission (11°40'00" N 92°45'00" E 30 m asl), Port Blair, India along with several Paratypes collected from different location of Port Blair, India. The type specimen has been deposited in NZC-ZSI. The specific name *andamanicus* refers to the type of locality of the Andaman and Nicobar Islands, from where the new species was collected.



Amblyseius andamanicus Karmakar & Biswas, 2023

***Amblyseius reticulatus* Karmakar & Biswas, International Journal of Acarology, 2023, <https://doi.org/10.1080/01647954.2023.2178504>**



Amblyseius reticulatus Karmakar & Biswas, 2023.

The species *Amblyseius reticulatus* was described by Shubhadeep Biswas and Krishna Karmakar, based on a Holotype and two Paratypes collected from Wandoor (11°35'41" N 92°37'13" E, 2 m asl), India along with several Paratypes collected from different location of Port Blair, India. The type specimen has been deposited in NZC-ZSI. The specific name *reticulatus* refers to the *reticulation* pattern in sternal shield of the new species.

Genus: *Euseius* De Leon 1967

Euseius jhinukae Karmakar & Biswas, *International Journal of Acarology*, 2023, <https://doi.org/10.1080/01647954.2023.2178504>

The species *Euseius jhinukae* was described by Shubhadeep Biswas and Krishna Karmakar, based on a Holotype collected from mahua tree, Wandoor: (11°35'41" N 92°37'14" E, 2 m asl), India along with several Paratypes collected from different location of Andaman & Nicobar Island, India. The type specimen has been deposited in NZC-ZSI. The specific name *jhinukae* refers to the Bengali word *jhinuk* meaning oyster which resembles the shape of calyx of spermatheca of the new species.



Euseius jhinukae Karmakar & Biswas, 2023



Euseius madhubanensis Karmakar & Biswas, 2023

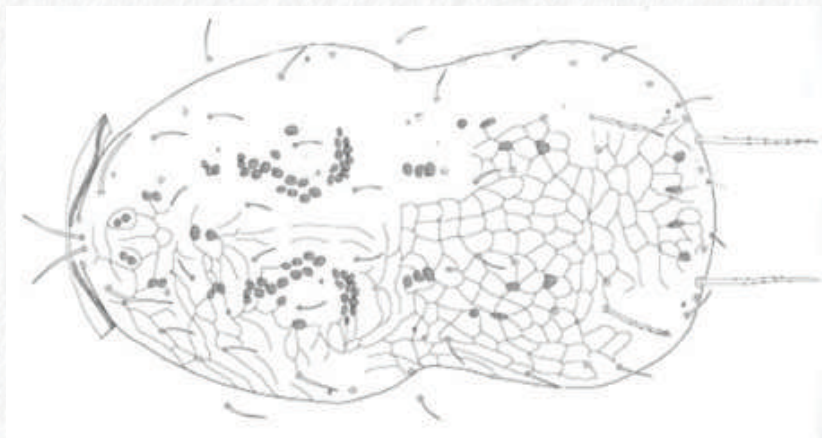
Euseius madhubanensis Karmakar & Biswas, *International Journal of Acarology*, 2023, <https://doi.org/10.1080/01647954.2023.2178504>

The species *Euseius madhubanensis* was described by Shubhadeep Biswas and Krishna Karmakar, based on a Holotype collected from Madhuban, (11°51'41" N, 92°46'40" E, 127 m asl), Ferrargunj, India along with several Paratypes collected from different location of Andaman & Nicobar Island, India. The type specimen has been deposited in NZC-ZSI. The specific name *madhubanensis* refers to the type locality Madhuban beach, Andaman & Nicobar Islands, from where the species has been collected.

Genus: *Neoseiulus* Hughes, 1948

Neoseiulus ramabettaensis Döker & Jose, *Acarologia*, 63(3): 783-792, 2023

The species *Neoseiulus ramabettaensis* was described by Anna Jose, Ismail Döker, Channegowda Chinnamade Gowda and Renuka Hiremath based on a Holotype and Paratype collected from Ramadevarabetta, (12°45'05.6124" N, 077°18'04.9104" E, 871 meters ASL), Karnataka, India along with three Paratypes collected from Shimoga, Karnataka, India. The type specimen has been deposited in University of Agricultural Sciences, Karnataka, India. "*ramabettaensis*" is derived from the type locality Ramadevarabetta, Karnataka, India.



Neoseiulus ramabettaensis Döker & Jose, 2023

Genus: *Ueckermannseius* Chant & McMurtry 2005

***Ueckermannseius samudricus*
Karmakar & Biswas, *International
Journal of Acarology*, 2023, <https://doi.org/10.1080/01647954.2023.2178504>**

The species *Ueckermannseius samudricus* was described by Shubhadeep Biswas and Krishna Karmakar, based on a Holotype collected from Radhanagar, (11°59'10" N, 92°57'01" E, 31 m asl), Swaraj Dweep, India along with several Paratypes collected from different location of Andaman & Nicobar Island, India. The type specimen has been deposited in NZC-ZSI. The specific name *samudricus* refers to the Bengali word samudrik meaning related to sea, which refers to the archipelagos area surrounded by sea from where the new species have been collected.



Ueckermannseius samudricus Karmakar & Biswas, 2023.

Order: OPILIONES

Family: PHALANGIIDAE

Genus: *Himachalus* Martens, Julka & Devi, 2023 **NEW GENUS**

***Himachalus pradeshicus* Martens, Julka & Devi, *Revue suisse de Zoologie*, 130(2): 275-283, 2023**

The genus *Himachalus* and the species *pradeshicus* was described by Jochen Martens, Jatinder M. Julka and Shivani Devi based on a Holotype collected from Nankhari village, 80 km north of Shimla, (31°18'47" N 77°35'21" E, 2086 m), Himachal Pradesh, India along with six Paratypes collected from Himri Village, Himachal Pradesh, India. The type

specimen has been deposited in CJM. The name Pradesh refers to a province or territory in various languages. It derives from the Sanskrit प्रदेश (= pradeśa), meaning sub-region or sub-country.



Himachalus pradeshicus Martens et al., 2023

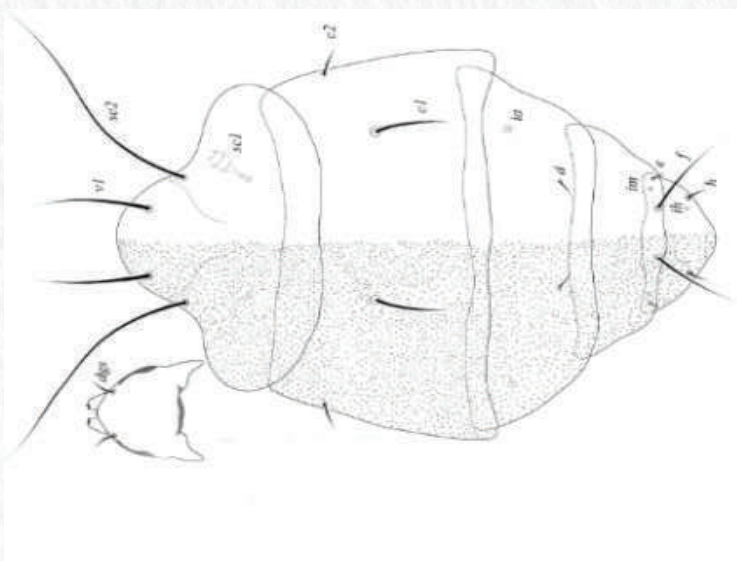
Order: TROMBIDIFORMES

Family: TARSONEMIDAE

Genus: *Fungitarsonemus* Cromroy, 1958

***Fungitarsonemus jasmineae* Karmakar & Kayal, *International Journal of Acarology*, 2023, <https://doi.org/10.1080/01647954.2023.2178504>**

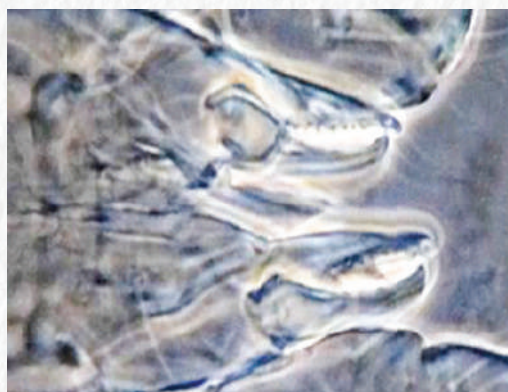
The species *Fungitarsonemus jasmineae* was described by Sandipan Kayal and Krishna Karmakar, based on a Holotype and six Paratypes collected from leaf samples of Arabian Jasmine, in Chinsurah (22° 54' 4" N; 88° 23' 24" E, 9 m MSL), Hooghly, West Bengal, India. The type specimen has been retained in Bidhan Chandra Krishi Viswavidyalaya. The species name "*jasminae*" is derived from the name of the host plant from which the species was collected.



Fungitarsonemus jasmineae Karmakar & Kayal, 2023

Genus: *Gynaeseius* Wainstein, 1962***Gynaeseius dweepabasi* Karmakar & Biswas, *Biologia*, 2023, <https://doi.org/10.1007/s11756-023-01498-0>**

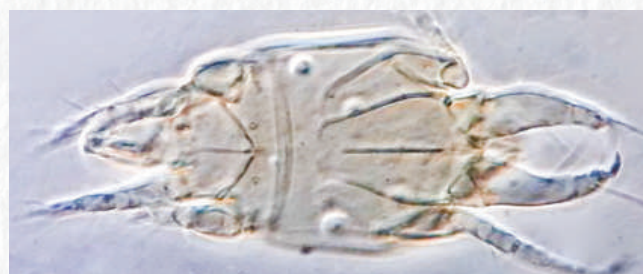
The species *Gynaeseius dweepabasi* was described by Shubhadeep Biswas and Krishna Karmakar, based on a Holotype collected from Swaraj Dweep (12°00'03" N, 93°00'25" E, 39 m a.s.l.), Kalapathar Beach, India along with several Paratypes collected from different location of Andaman Island, India. The type specimen has been deposited in NZC-ZSI. The specific name *dweepabasi* is a combination of dweep (Bengali for island) and basi (Bengali for dweller).

*Gynaeseius dweepabasi* Karmakar & Biswas, 2023*Gynaeseius kalapaharicus* Karmakar & Biswas, 2023***Gynaeseius kalapaharicus* Karmakar & Biswas, *Biologia*, 2023, <https://doi.org/10.1007/s11756-023-01498-0>**

The species *Gynaeseius kalapaharicus* was described by Shubhadeep Biswas and Krishna Karmakar, based on a Holotype collected from Rutland Island (11°27'36.6"N, 92°38'45.3"E, 320 m a.s.l.), Kalapahar, India along with several Paratypes collected from different location of Andaman Island, India. The type specimen has been deposited in NZC-ZSI. The specific name *kalapaharicus* (from Kalapahar) refers to the locality where the holotype was collected.

Genus: *Tarsonemus* Canestrini and Fanzago, 1877***Tarsonemus dakshinbharaticus* Kayal & Karmakar, *Biologia*, 79: 135–153, 2023**

The species *Tarsonemus dakshinbharaticus* was described by Sandipan Kayal and Krishna Karmakar based on a Holotype and several Paratypes collected from the Spanish Cherry, Bengaluru (12° 58' 18" N; 77° 35' 41" E, 920 m MSL), Karnataka India. The type specimen has been deposited in NZC-ZSI. The species name "*dakshinbharaticus*" is made up of two words, "*dakshin*" meaning south and "*bharat*" meaning India, referring to the area of the type locality.

*Tarsonemus dakshinbharaticus* Kayal & Karmakar, 2023



Tarsonemus sertum Kayal & Karmakar, 2023

Tarsonemus sertum Kayal & Karmakar, *Biologia*, 79: 135–153, 2023

The species *Tarsonemus sertum* was described by Sandipan Kayal and Krishna Karmakar based on a Holotype and several Paratypes collected from the Java Plum, Bengaluru (12° 58' 18" N; 77° 35' 41" E, 920 m MSL), Karnataka India. The type specimen has been deposited in NZC-ZSI. The species name "*sertum*" refers to the bead like structures forming unique garland like conformation on the posterior margin of prodorsal shield.

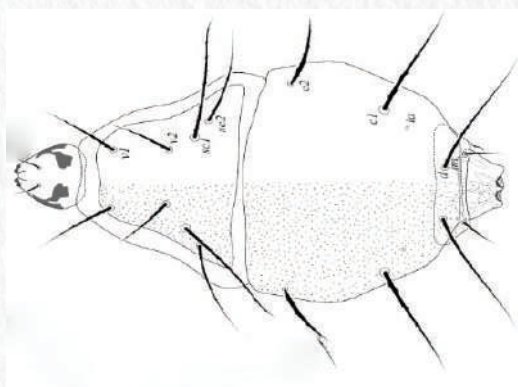
Genus: *Xenotarsonemus* Beer, 1954

Xenotarsonemus barshai Kayal & Karmakar, *Biologia*, 78:2423–2433, 2023

The species *Xenotarsonemus barshai* was described by Sandipan Kayal and Krishna Karmakar based on a Holotype and four Paratypes collected from leaf samples *Cinchona*, in Kalimpong (27° 03' 34" N; 88° 28' 10" E, 1181 m MSL), West Bengal, India. The type specimen has submitted in NZC. The species name "*barshai*" is derived from the Bengali word "*barsha*" means spear, indicating its typical spear-shaped elongated tegula.



Xenotarsonemus barshai Kayal & Karmakar, 2023



Xenotarsonemus chinsurahensis Karmakar & Kayal, 2023

Xenotarsonemus chinsurahensis Karmakar & Kayal, *International Journal of Acarology*, 2023, <https://doi.org/10.1080/01647954.2023.2178504>

The species *Xenotarsonemus chinsurahensis* was described by Sandipan Kayal and Krishna Karmakar, based on a Holotype and a five Paratypes collected from leaf samples of *Ficus carica* in Chinsurah (22° 54' 4" N; 88° 23' 24" E, 9 m MSL), Hooghly, West Bengal, India. The type specimen has been deposited in NZC-ZSI. The specific name "*chinsurahensis*" is derived from the type locality of the species i.e. "Chinsurah," Hooghly, West Bengal, India.

***Xenotarsonemus lingua* Kayal & Karmakar, *Biologia*, 78:2423–2433, 2023**

The species *Xenotarsonemus lingua* was described by Sandipan Kayal and Krishna Karmakar based on a Holotype and five Paratypes collected from leaf samples *Cinchona*, in Kalimpong (27° 03'34" N; 88°28' 10" E, 1181 m MSL), West Bengal, India. The type specimen has submitted in NZC. The species name "*lingua*" refers to the unique tongue shaped tegula of this new species.



Xenotarsonemus lingua Kayal & Karmakar, 2023


Order: SARCOPTIFORMES

Family: PROCTOPHYLLODIDAE


Genus: *Proterothrix* Gaud, 1968

***Proterothrix manolelii* Constantinescu, *Systematic & Applied Acarology*, 28(2): 269–288, 2023**

The species *Pancorius sebastiani* was described by Ioana Cristina Constantinescu, Costică Adam, Gabriel Bogdan Chișamera, Viorel Gavril, Rozalia Motoc, D. Khlur B. Mukhim and Ioana Cobzaru based on a Holotype and ten Paratypes collected from Kharang, (25°28'4.74"N, 92°0'57.86"E), East Khasi Hills, Meghalaya, India. The type specimen has been deposited in MGAB. The species is named in honour of Ioana Cristina Constantinescu taxonomy teacher, Prof. Dr. Dan Gabriel Manoleli (1942–2010), who through his captivating stories revealed to author for the first time the beauty of discovery of new species.



Proterothrix manolelii Constantinescu, 2023



Sarcoptes kutchensis Agnihotri et al., 2023

Family: SARCOPTIDAE

Genus: *Sarcoptes* Linnaeus, 1758

***Sarcoptes kutchensis* Agnihotri, Singh, Subramanian & Acharya, *Historical Biology*, 2023, DOI: 10.1080/08912963.2023.2281579**

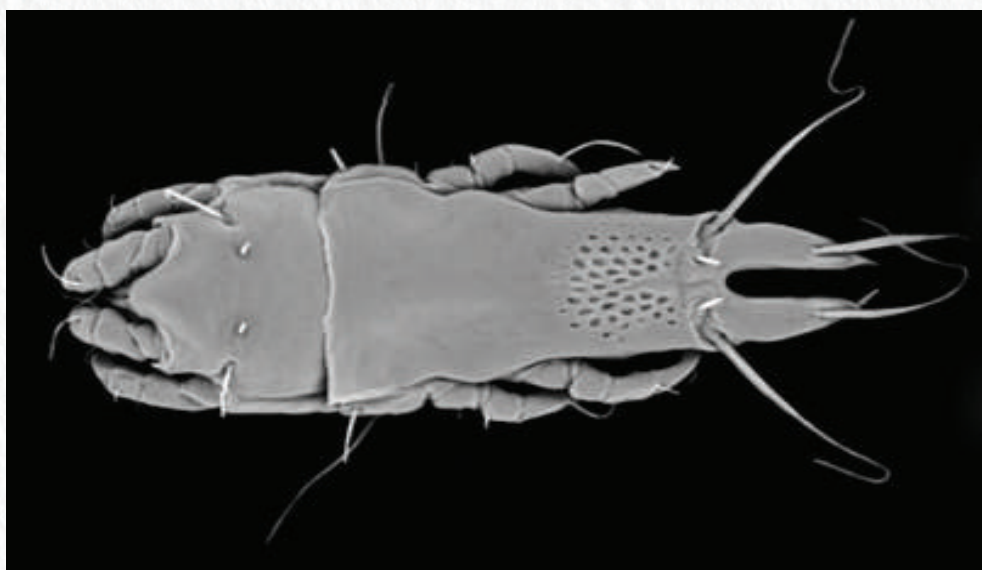
The species *Sarcoptes kutchensis* was described by Priya Agnihotri, Hukam Singh, Kumarapuram, Subramanian and Shelley Acharya based on a Holotype amber collected from from the lignite seam 3 of the Umarsar Lignite Mine of the Kutch Basin India. The type specimen has been deposited in Birbal Sahni Institute of Palaeosciences. The species name is derived from the name of the type locality.

Family: TROUESSARTIIDAE

Genus: *Trouessartia* Canestrini, 1899

***Trouessartia asiatica* Constantinescu, *Systematic & Applied Acarology*, 28(2): 269–288, 2023**

The species *Trouessartia asiatica* was described by Ioana Cristina Constantinescu, Costică Adam, Gabriel Bogdan Chișamera, Viorel Gavril, Rozalia Motoc, D. Khlur B. Mukhim and Ioana Cobzaru based on a Holotype and fifteen Paratypes collected from Kharang, (25°28'4.74"N, 92°0'57.86"E), East Khasi Hills, Meghalaya, India. The type specimen has been deposited in MGAB. The specific name *asiatica* derives from the distribution area of the bird host (*Schoeniparus dubius*), which is found exclusively in Asia.



Trouessartia asiatica Constantinescu, 2023

Order: SCORPIONES

Family: BUTHIDAE

Genus: *Isometrus* Ehrenberg, 1828

***Isometrus adviteeya* Deshpande, Gowande, Dandekar, Joshi, Bastawade & Sulakhe, *Zoologischer Anzeiger*, 308:71-98, 2023**

The species *Isometrus adviteeya* was described by Shubhankar Deshpande, Gaurang Gowande, Nikhil Dandekar, Mihir Joshi, Deshabhushan Bastawade and Shauri Sulakhe based on a Holotype and seven Paratypes collected from Chalakudy Anamala Road, (10.28° N 76.85° E; 880 m a.s.l). Pariyaram village, Kerala State, India. The type specimen has been deposited in BNHS. The species is morphologically unique compared to the congeners. The specific epithet is derived from the Sanskrit word 'adviteeya', meaning incomparable.



Isometrus adviteeya Deshpande et al., 2023



Isometrus anamalaiensis Deshpande et al., 2023

***Isometrus anamalaiensis* Deshpande, Gowande, Dandekar, Joshi, Bastawade & Sulakhe, *Zoologischer Anzeiger*, 308:71-98, 2023**

The species *Isometrus anamalaiensis* was described by Shubhankar Deshpande, Gaurang Gowande, Nikhil Dandekar, Mihir Joshi, Deshabhushan Bastawade and Shauri Sulakhe based on a Holotype collected from Chalakudy Anamala Road; (10.28° N 76.85° E; 880 m a.s.l) Pariyaram village, Kerala, India along with two Paratypes collected from Valparai, Balaji Temple Road, (10.36°N 76.99°E; 1259 m a. s. l), Tamil Nadu, India. The type specimen has been deposited in BNHS. The specific epithet is named after the Annamalai hill complex which is popularly known for the Indian Elephant, within which the type locality is situated. The name is derived from the Tamil words 'Yanai' (=elephant) and 'Malai' (=mountain).

***Isometrus lithophilis* Deshpande, Gowande, Dandekar, Joshi, Bastawade & Sulakhe, *Zoologischer Anzeiger*, 308:71-98, 2023**

The species *Isometrus lithophilis* was described by Shubhankar Deshpande, Gaurang Gowande, Nikhil Dandekar, Mihir Joshi, Deshabhushan Bastawade and Shauri Sulakhe based on a Holotype and two Paratypes collected from Boodhanalli, (12.01° N 78.12°E; 489 m a. s. l.) Tamil Nadu, India. The type specimen has been deposited in BNHS. The specific epithet is named after the Annamalai hill complex which is popularly known for the Indian Elephant, within which the type locality is situated. The specific epithet is an adjective derived from two Greek words 'lithos' (=rock), and 'philia' (=fondness) indicating the close affinity of the species towards rocks.



Isometrus lithophilis Deshpande et al., 2023



Isometrus palani Deshpande et al., 2023

***Isometrus palani* Deshpande, Gowande, Dandekar, Joshi, Bastawade & Sulakhe, *Zoologischer Anzeiger*, 308:71-98, 2023**

The species *Isometrus palani* was described by Shubhankar Deshpande, Gaurang Gowande, Nikhil Dandekar, Mihir Joshi, Deshabhushan Bastawade and Shauri Sulakhe based on a Holotype and seven Paratypes collected from Palani-Kodaikanal Road; (10.36°N 77.54° E; 813 m a.s.l.), Tamil Nadu, India. The type specimen has been deposited in BNHS. The specific epithet is a noun in apposition indicating the type locality of the species.

***Isometrus thenmala* Deshpande, Gowande, Dandekar, Joshi, Bastawade & Sulakhe, *Zoologischer Anzeiger*, 308:71-98, 2023**

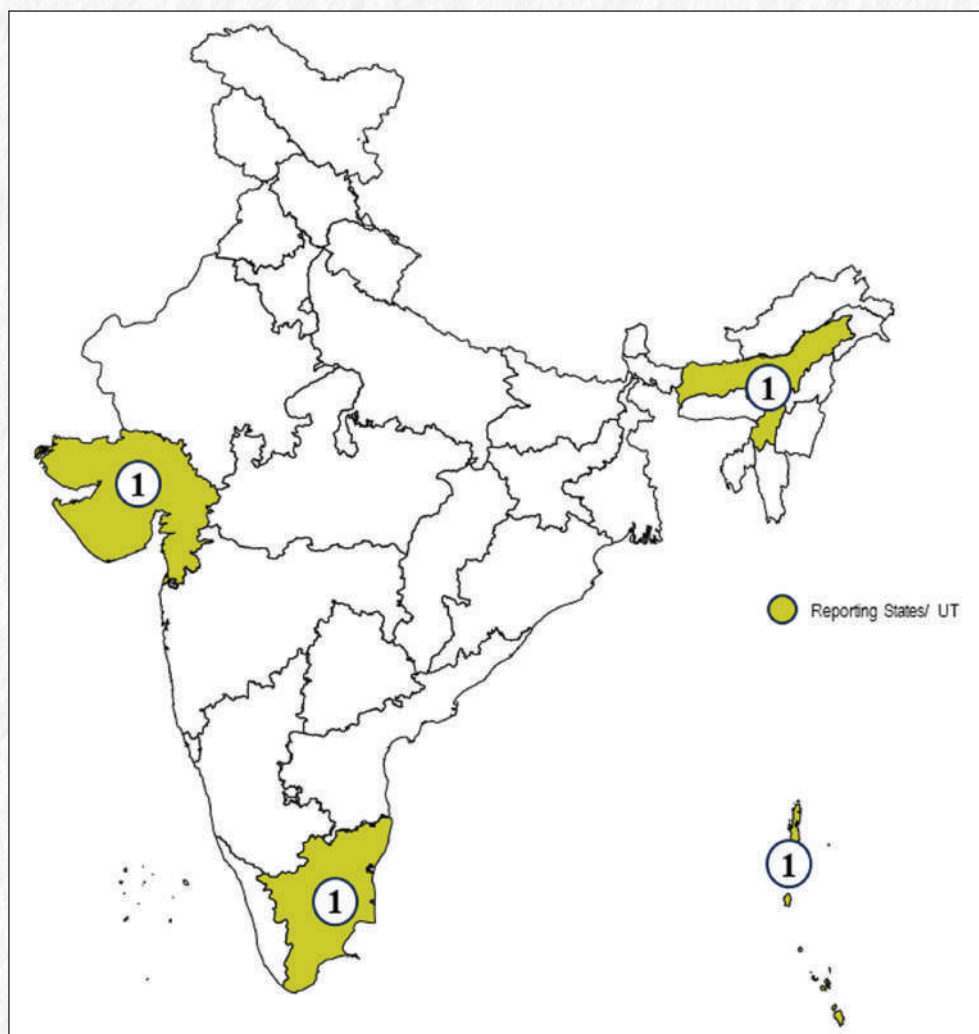
The species *Isometrus thenmala* was described by Shubhankar Deshpande, Gaurang Gowande, Nikhil Dandekar, Mihir Joshi, Deshabhushan Bastawade and Shauri Sulakhe based on a Holotype and three Paratypes collected from Kollam-Thirumangalam road, (8.99° N, 77.17° E; 600 m a. s. l.); Tamil Nadu, India. The type specimen has been deposited in BNHS. The species is named after the Thenmala Reserve Forest which is located near the type locality.



Isometrus thenmala Deshpande et al., 2023

3.9

ANNELIDA



The members of phylum annelid are found in both terrestrial and aquatic (freshwater and marine) habitat, some (leeches) are adapted to parasitism. Generally, they are categorized into two class viz. Polychaeta and Clitellata. The class Clitellata is further divided into two sub class Oligochaeta (earthworms and aquatic Oligochaeta) and Hirudinea (leeches). Except few species, most of the Polychaetes (Bristle worms) are found in marine ecosystems ranging from the intertidal zone to the deep sea. They are an important component of the marine food chain, particularly for benthic fishes and other bottom feeders, and they play a key role in the benthic ecosystem's stability and functioning. Whereas, the members of class Clitellata are adapted to both aquatic and terrestrial environments some are adapted to parasitism. Earthworms are considered terrestrial ecosystem engineers and their feeding and burrowing activities plays an important role in churning and aerating the soil. Hirudinea (Leeches) are considered as derivatives of oligochaetes. The use of leeches for medical purposes can be dated back thousands of years. Recent studies on bioactive anticoagulant and anti-inflammatory substances acquired from leeches have brought them back into the medical stream. A total of 4 new species of Annelida have been described from India, one each from Andaman & Nicobar Islands, Assam, Gujarat and Tamil Nadu.

Phylum: ANNELIDA
Order: OPISTHOPORA
Family: ACANTHODRILIDAE
Genus: *Eutyphoeus* Michaelsen, 1900

***Eutyphoeus dhubriensis* Ahmed, Julka, Banerjee & Marimuthu, Zootaxa, 5380 (2): 167–172, 2023**

The species *Eutyphoeus dhubriensis* was described by Shakoor Ahmed, Jatinder Mohan Julka, Dhriti Banerjee & Nithyanandam Marimuthu based on a Holotype and four Paratypes collected from; Dhubri, near Dheer beel (26° 17' 17.3544"N; 90° 23' 27.456"E; 37 m asl); Assam, India. The type specimen has been deposited in the Zoological Survey of India, General Non-Chordata Section (ZSI-GNC), Kolkata, India. The species is named after the district Dhubri from where the specimens were collected.



Eutyphoeus dhubriensis Ahmed et al., 2023

Family: OCTOCHAETIDAE
Genus: *Hoplochaetella* Michaelsen, 1900

***Hoplochaetella darwini* Ahmed & Julka, Zootaxa, 5346 (2): 173–185, 2023**

The species *Hoplochaetella darwini* was described by Shakoor Ahmed, Jatinder Mohan Julka, Dhriti Banerjee & Nithyanandam Marimuthu based on a Holotype and eleven Paratypes collected from; Salem district, Yercaud (11.776135° N; 78.212211° E, 1401 m a.s.l), Tamil Nadu, India. The type specimen has been deposited in Zoological Survey of India, General Non-Chordata Section (ZSI-GNC), Kolkata, India. The species is named in honor of Charles Robert Darwin, a naturalist and ecologist who encouraged scientific research on earthworms.



Hoplochaetella darwini Ahmed & Julka 2023

Order: SIPUNCULA
Family: ASPIDOSIPHONIDAE
Genus: *Aspidosiphon* Diesing, 1851



Aspidosiphon (Akrikos) carnicobarensis Dixit et al., 2023

***Aspidosiphon (Akrikos) carnicobarensis*
Dixit, Morales & Narayanane,
Bulletin of Marine Science, 99(3):167–
172, 2023**

The species *Aspidosiphon (Akrikos) carnicobarensis* was described by Sudhanshu Dixit, Itzahí Silva-Morales and Saravanane Narayanane based on a Holotype and seven Paratypes collected from Car Nicobar Island, (09°18.02'N, 92°52.02'E; water depth: 205 m), India. The type specimen has been deposited in the CMLRE. The specific name *carnicobarensis* refers to the type locality of the species, Car Nicobar Island situated in the Nicobar Group, Andaman and Nicobar Islands, India.

Order: PHYLLODOCIDA
Family: NEREIDIDAE
Genus: *Perinereis* Kinberg 1865

***Perinereis khambhatiensis* Prajapat, Guerrero &
Vachhrajani, *Zootaxa*, 5330(3): 398-412, 2023**

The species *Perinereis khambhatiensis* was described by Vaishali Prajapat, Tulio F. Villalobos-Guerrero and Kauresh D. Vachhrajani based on a Holotype collected from; Kamboi (22°12'55.67"N, 72°36'25.42"E), Bharuch district, Gulf of Khambhat, Gujarat along with five paratypes collected from Kamboi (22°13'1.10"N, 72°36'57.17"E), Nahar (22°11'33.21"N, 72°41'23.75"E). The type specimen has been deposited in Zoology Museum, the Maharaja Sayajirao, University of Baroda in Vadodara (MSUB), India; whereas the the paratypes were deposited in the Zoological Survey of India in Pune (ZSI), India. The specific epithet makes reference to the Gulf of Khambhat, derived from the region where the type locality is located and all the specimens were collected.



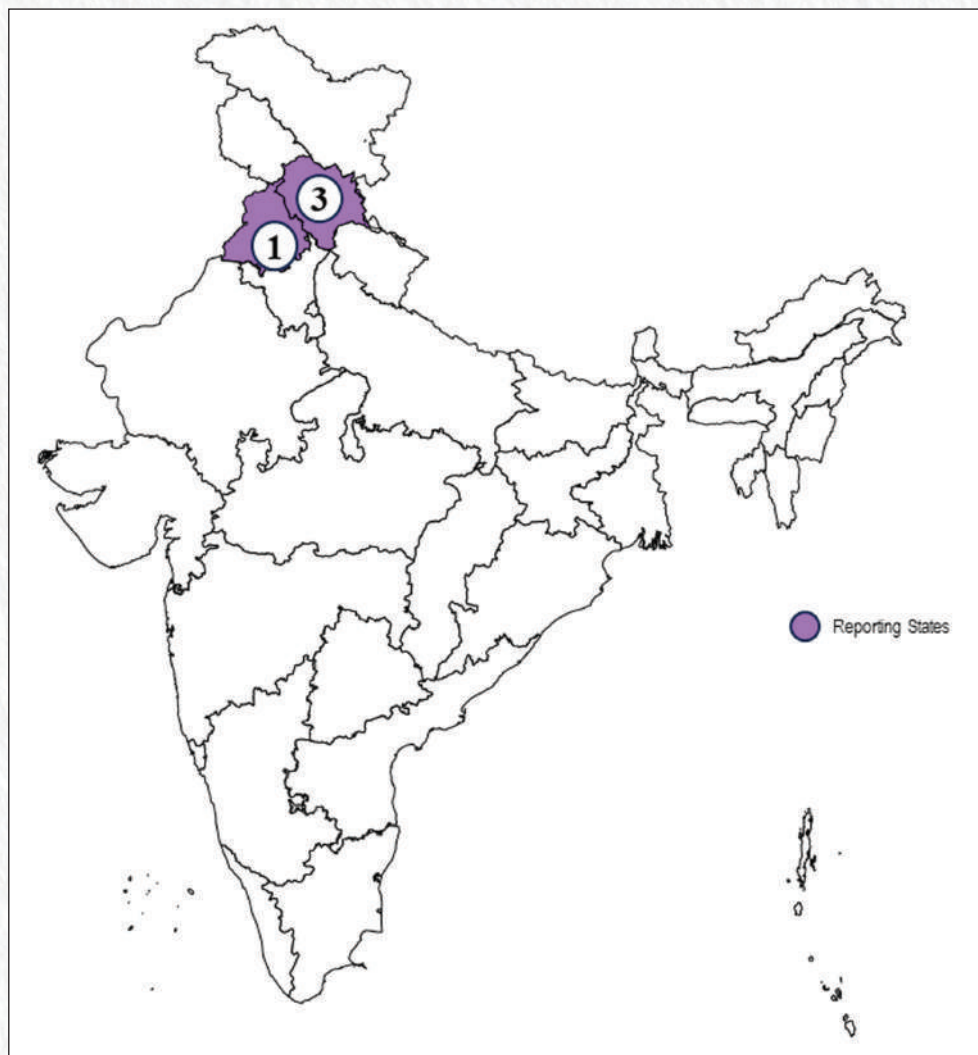
Perinereis khambhatiensis Prajapat et al., 2023

3.10

ACANTHOCEPHALA

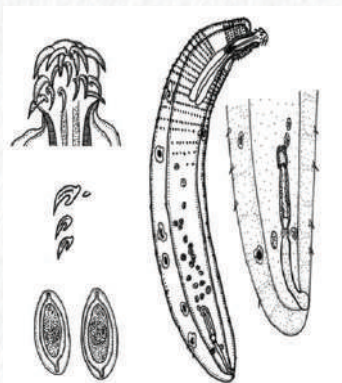
NEW SPECIES

NEW RECORDS



Acanthocephala is a group of parasitic worms known as acanthocephalans, thorny-headed worms, or spiny-headed worms, characterized by the presence of an eversible proboscis, armed with spines to pierce and hold the gut wall of its host. Acanthocephalans have complex life cycles, involving at least two hosts, which may include invertebrates, fish, amphibians, birds, and mammals. A total of four new species of Acanthocephala have been described for the first time from India, three from Himachal Pradesh and one from Punjab.

Phylum: ACANTHOCEPHALA
Class: EOACANTHOCEPHALA
Order: GYRACANTHOCEPHALA
Family: QUADRIGYRIDAE
Genus: *Acanthogyrys* Thapar, 1927



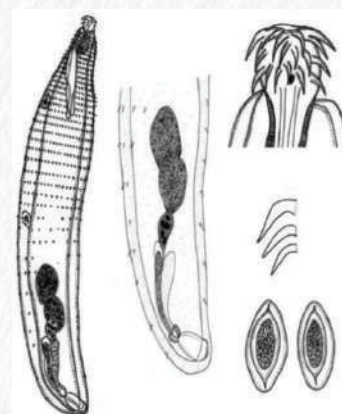
Acanthogyrys bispinosa Rana & Kaur, 2023

***Acanthogyrys bispinosa* Rana & Kaur, *Journal of Helminthology*, 97: e103, 2023**

The species *Acanthogyrys bispinosa* was described by Khushboo Rana and Harpreet Kaur based on a Holotype and one Paratype collected from fish Market Sector 21 (30.7256°N, 76.7758°E), Beas River, Chandigarh, Himachal Pradesh India. The type specimen has been deposited in ZSI-HARC. The specific name has been devised because of the arrangement of trunk spines in 2 sets.

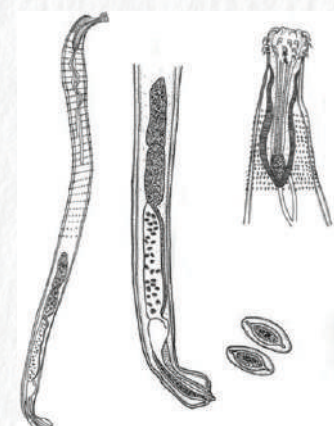
***Acanthogyrys garciai* Rana & Kaur, *Journal of Helminthology*, 97: e103, 2023**

The species *Acanthogyrys garciai* was described by Khushboo Rana and Harpreet Kaur based on a Holotype and a Paratype collected from Ropar wetland, (31.0200°N, 76.5000°E) Punjab, India. The type specimen has been deposited in ZSI-HARC. The specific name has been devised in the honour of Professor Martin Garcia-Varela for the remarkable contribution in the phylogeny of Acanthocephala.



Acanthogyrys garciai Rana & Kaur, 2023

Genus: *Pallisentis* Van Cleave, 1928



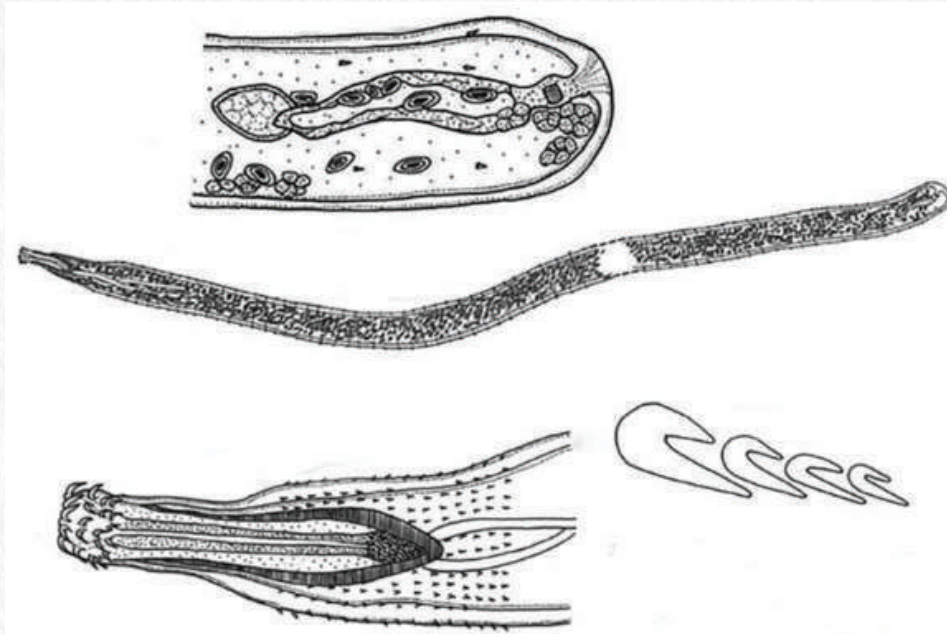
Pallisentis himachalensis Rana & Kaur, 2023

***Pallisentis himachalensis* Rana & Kaur, *Zootaxa*, 5352 (4): 579-581, 2023**

The species *Pallisentis himachalensis* was described by Khushboo Rana and Harpreet Kaur based on a Holotype and a Paratype collected from Beas River, Dehra Gopipur, (31.90°N, 76.22°E), Himachal Pradesh, India. The type specimen has been deposited in ZSI-Solan. The specific name is derived from the place of sample collection.

Pallisentis longus Rana & Kaur, *Zootaxa*, 5352 (4): 579-581, 2023

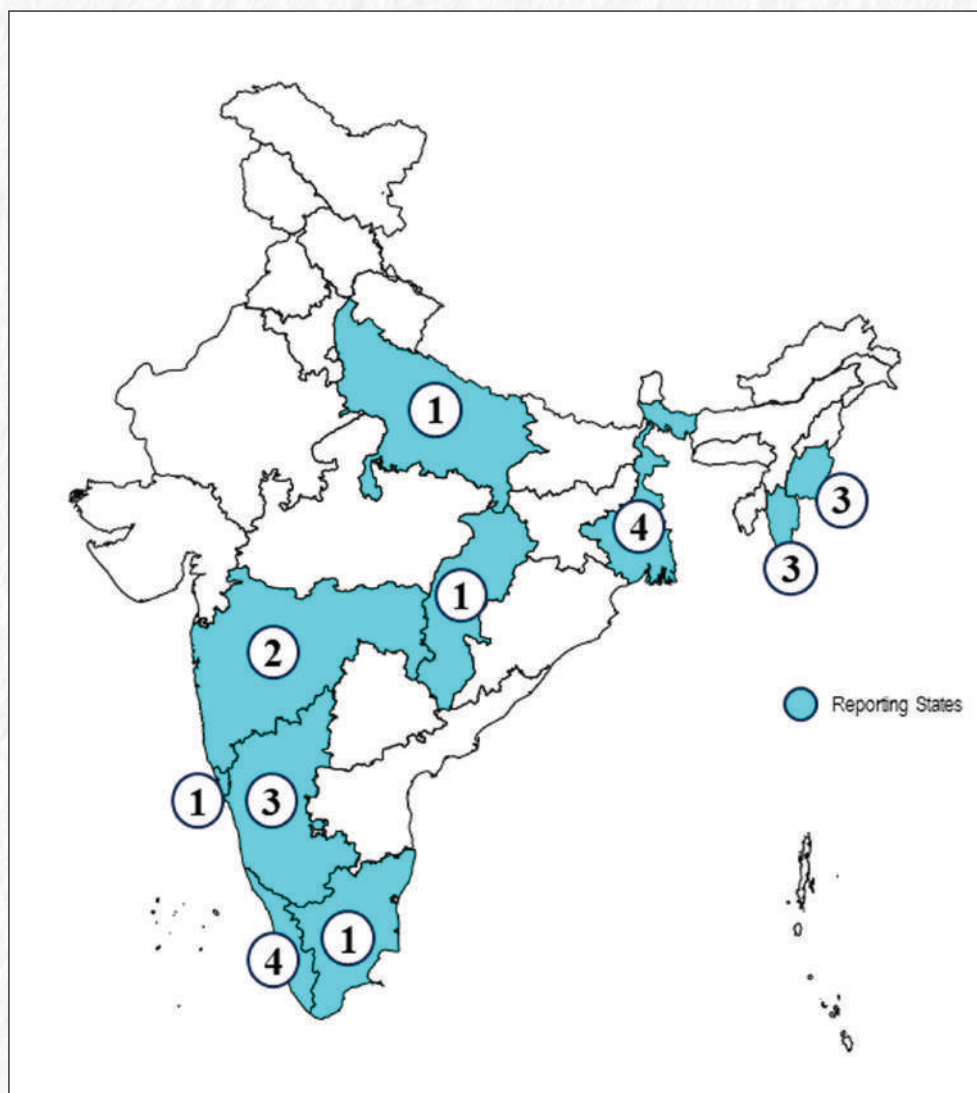
The species *Pallisentis longus* was described by Khushboo Rana and Harpreet Kaur based on a Holotype and a Paratype collected from Govind Sagar Lake, Bhakra, (31.4047°N, 76.4968°E), Himachal Pradesh, India. The type specimen has been deposited in ZSI-Solan. The specific name has been derived from the longest trunk of the present specimens ever reported in the genus.



Pallisentis longus Rana & Kaur, 2023

3.13

NEMATODA



Nematodes are highly diversified lower invertebrates, perhaps the most numerous multicellular animals on earth. Nematodes have been successful in adapting to every ecosystem, from soils to freshwater to marine ecosystem, and they have been reported from polar regions to the tropics and are found from highest to lowest elevations, even in oceanic trenches and also within the earth's lithosphere and recently have reported the viable soil nematodes from the samples of Pleistocene permafrost deposits. Nematodes are harmful as causing damage to plants and causing several diseases in animals and humans. On the other hand, they are highly beneficial as biological control agents, Bacterial and fungal feeding nematodes are important soil mineralizers and decomposers, utilized in Long Term Ecological Studies, Climate changes in Antarctica and Model system for studying developmental studies, genetics etc. This year a total of 23 new species of Nematoda have been described from India: Mizoram (3), West Bengal (4), Kerala (4), Karnataka (3), Manipur (3), Maharashtra (2), Chhattisgarh (1), Goa (1) Tamil Nadu (1) and Uttar Pradesh (1).

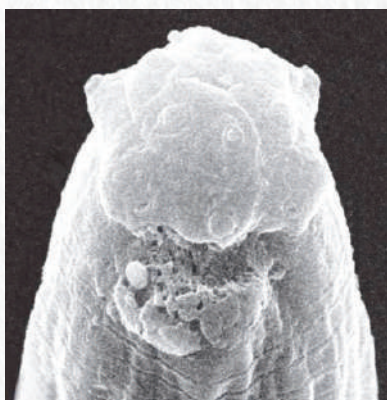
Phylum: NEMATODA

CLASS: CHROMADOREA

ORDER: CHROMADORIDA

FAMILY: CHROMADORIDAE

Genus: *Tahamina* Islam and Ahmad, 2023 **NEW GENUS**



Tahamina indica Islam & Ahmad, 2023

***Tahamina indica* Islam & Ahmad, ZooKeys, 1186: 1–13, 2023, DOI: 10.3897/zookeys.1186.101527**

The genus *Tahamina* and the species *indica* was described by Md Niraul Islam and Wasim Ahmad based on a Holotype and six Paratypes collected from Yaraganalu (13°48'04.3"N 75°34'23.4"E), Shivamoga District, Karnataka State, India. The type specimens have been deposited in Department of Zoology, Aligarh Muslim University, India. The new genus and new species named after first author mother's Tahamina and its type locality India.

Genus: *Trochamus* Boucher & De Bovee, 1971

***Trochamus timmi* Dutta & Helal, Zootaxa, 5278 (3): 493–510, 2023**

The species *Trochamus timmi* was described by Tridip Kumar Datta and Md. Abdullah Al-Helal based on a Holotype and five Paratypes collected from muddy intertidal mangroves of the Sundarban, West Bengal, India. The type specimens have been deposited in Zoological Survey of India, Kolkata. The species name is given after Dr. Richard William Timm, popularly known as Father Timm for being the pioneer researcher on marine nematology of the Bay of Bengal and his remarkable contribution to the society.



Trochamus timmi Dutta & Helal, 2023

ORDER: MONONCHIDA

Family: ANATONCHIDAE

Genus: *Tigronchoides* Ivanova & Dzhuraeva, 1971



Tigronchoides jairajpurii Guha & Gantait, 2023

***Tigronchoides jairajpurii* Guha & Gantait, *International Journal of Science and Research*, 12(3): 1641-1646, 2023, DOI: 10.21275/SR23326115910**

The species *Tigronchoides jairajpurii* was described by Mahasweta Guha and Viswa Venkat Gantait based on a Holotype and two Paratypes collected from Basanti block of Sunderban delta in South 24 Parganas district of West Bengal, India. The type specimens have been deposited in Zoological Survey of India, Kolkata. The species is named after the great Nematologist, Prof. Dr. Shamim Jairajpuri.

Order: MONHYSTERIDA

Family: LINHOMOEIDAE

Genus: *Terschellingia* de Man, 1888

***Terschellingia didistalamphida* Das, Das, Jana & Ghosh, *Opusc. Zool. Budapest*, 54:159–169, 2023**

The species *Terschellingia didistalamphida* was described by T. Das, T. Das, T.G. Jana and G. Ghosh based on a Holotype and four Paratypes collected from paddy field at Haldia (22.1375°N, 88.0799°E), East Midnapore, West Bengal, India. The type specimens have been deposited in Zoological Survey of India, Kolkata. The species name derived from the character 'two' amphids are present hence the name '*didistalamphida*' (Greek word, 'di' derived 'two'; 'distal' came from Latin word 'distere' meaning distant and 'amphid' comes from greek word 'amphidia')



Terschellingia didistalamphida Das et al., 2023

Order: RHABDITIDA

Family: STEINERNEMATIDAE

Genus: *Steinernema* Travassos, 1927



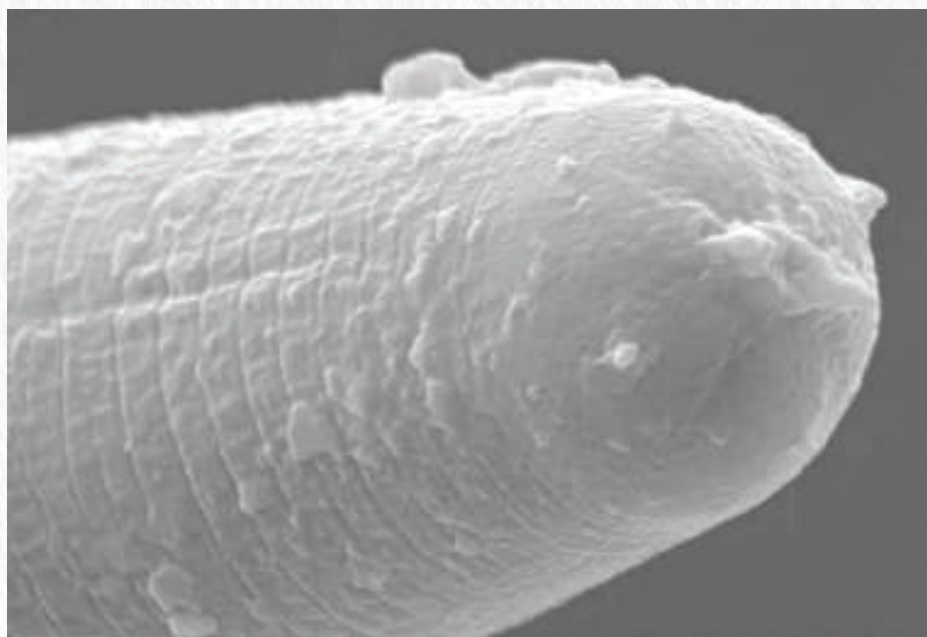
Steinernema indicum Patil et al., 2023

***Steinernema indicum* Patil, Linga, Mhatre, Gowda, Rangasamy & Puža, *Nematology*, :1-19, 2023**

The species *Steinernema indicum* was described by Jagadeesh Patil, Vaddar Linga, Priyank Hanuman Mhatre, Manjunatha T. Gowda, Vijayakumar Rangasamy and Vladimír Puža based on a Holotype and several Paratypes collected from coconut plantation (13°63'N, 74°67' E) located in Udupi district of Karnataka, India. The type specimens have been deposited in ICAR-National Bureau Agricultural Insect Resources, Bengaluru, Karnataka, India. The species epithet *indicum* is derived from the region of origin, from where the type population was recovered.

***Steinernema shori* Soni Patil, Linga, Mhatre, Gowda, Ganguly & Puža, *Journal of Helminthology*, 97(e72): 1-14, 2023**

The species *Steinernema shori* was described by Soni, J. Patil, V. Linga, P.H. Mhatre, M.T. Gowda, J. Ganguli and V. Puža based on a Holotype and Paratypes collected from rhizosphere of a Sal plantation in Jagdalpur city (19°5'8"N, 81°57'35"E), Bastar District, Chhattisgarh state, India. The type specimens have been deposited in ICAR-National Bureau Agricultural Insect Resources, Bengaluru, Karnataka, India. The specific epithet refers to the Shorea.



Steinernema shori Soni et al., 2023


CLASS: ENOPLA
ORDER: DORYLAIMIDA
Family: ACHROMADORIDAE
Genus: *Achromadora* Cobb 1913

***Achromadora porosa* Mahboob, Asif & Tahseen, *Biologia*, 2023, <https://doi.org/10.1007/s11756-023-01492-6>**

The species *Achromadora porosa* was described by Mohammad Mahboob, Mohammad Asif and Qudsia Tahseen based on a Holotype collected from Soil around the roots of *Prosopis juliflora* grown in a 21-year-old coal mine spoil at Bina coal mine, (24° 29'8.93"N, 82°45'22.63"E), India. The type specimens have been deposited in Aligarh Muslim University, India. The name of the species *porosa* denotes the presence of linearly-arranged conspicuous body pores.



Achromadora porosa Mahboob et al.,2023




Axonchium indicum Kumar & Ahmad,2023

FAMILY: BELONDIRIDAE
Genus: *Axonchium* Cobb, 1920

***Axonchium indicum* Kumar & Ahmad, *European Journal of Taxonomy*, 857:01-56, 2023**

The species *Axonchium indicum* was described by Sumit Kumar & Wasim Ahmad based on a Holotype and eight Paratypes collected from Pathanampuram;(9°5'27.5136" N, 76°53'22.6702" E; 10–15 cm depth), Kollam District, Kerala. The type specimens have been deposited in Department of Zoology, Aligarh Muslim University, India. The species is named after its country of origin, India.



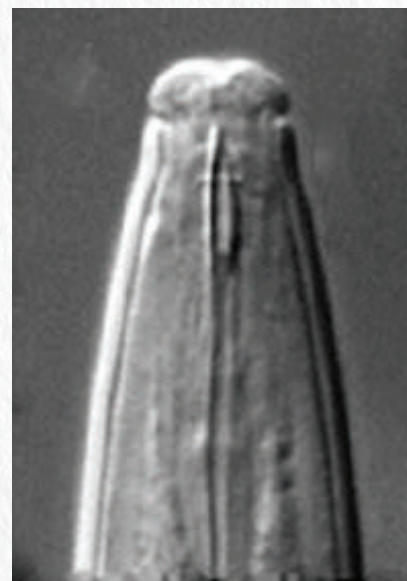
Axonchium microspiculum Kumar & Ahmad, 2023

***Axonchium microspiculum* Kumar & Ahmad,
European Journal of Taxonomy, 857:01-56, 2023**

The species *Axonchium microspiculum* was described by Sumit Kumar & Wasim Ahmad based on a Holotype and nine Paratypes collected from Vagamon Hill (9°41'10.25" N, 76°54'18.82" E; 10–15 cm depth) Idukki District, Kerala. The type specimens have been deposited in Department of Zoology, Aligarh Muslim University, India. The species is named because of its characteristic small-sized spicules.

***Axonchium nilgiriense* Kumar & Ahmad,
European Journal of Taxonomy, 857:01-56,
2023**

The species *Axonchium nilgiriense* was described by Sumit Kumar & Wasim Ahmad based on a Holotype and eleven Paratypes collected from Mudumalai National Park (11°35'0" N, 76°33'0" E; 10–15 cm depth) Nilgiri District, Tamil Nadu. The type specimens have been deposited in Department of Zoology, Aligarh Muslim University, India. The species is named after its type locality.




Axonchium nilgiriense Kumar & Ahmad, 2023



Axonchium paracingulatum Kumar & Ahmad, 2023

***Axonchium paracingulatum* Kumar & Ahmad,
European Journal of Taxonomy, 857:01-56, 2023**

The species *Axonchium paracingulatum* was described by Sumit Kumar & Wasim Ahmad based on a Holotype and four Paratypes collected from Chandoli National Park; (17°11'30" N, 73°46'30" E; 10–15 cm depth) Sangli District, Maharashtra. The type specimens have been deposited in Department of Zoology, Aligarh Muslim University, India. The species is named because of its resemblance with *A. cingulatum* Nair, 1973.




Axonchium tropicum Kumar & Ahmad, 2023

***Axonchium tropicum* Kumar & Ahmad, *European Journal of Taxonomy*, 857:01-56, 2023**

The species *Axonchium tropicum* was described by Sumit Kumar & Wasim Ahmad based on a Holotype and three Paratypes collected from Ranipuram National Park; (12°25'16.01" N, 75°21'0.27" E; 10–15 cm depth) Kasaragod District, Kerala. The type specimens have been deposited in Department of Zoology, Aligarh Muslim University, India. The species is named because of its distribution in tropical rain forests.


***Axonchium unicum* Kumar & Ahmad, *European Journal of Taxonomy*, 857:01-56, 2023**

The species *Axonchium unicum* was described by Sumit Kumar & Wasim Ahmad based on a Holotype and four Paratypes collected from Mahabaleshwar Hill (17°55'50.52" N, 73°38'51.72" E; 10–15 cm depth) Raigad District, Maharashtra. The type specimens have been deposited in Department of Zoology, Aligarh Muslim University, India. The species is named because of the unique shape of its spicule.



Axonchium unicum Kumar & Ahmad, 2023

Genus: *Belondira* Thorne, 1939



Belondira sclerocephalus Kumar & Ahmad, 2023

***Belondira sclerocephalus* Kumar & Ahmad, *Biologia*, 78: 3487–3522, 2023**

The species *Belondira sclerocephalus* was described by Sumit Kumar and Wasim Ahmad based on a Holotype and three Paratypes collected from village Hosahalli, (13°22'38.40"N, 75°44'55.6"E) Shimoga district, Karnataka state, India. The type specimens have been deposited in Department of Zoology, Aligarh Muslim University, India. The new species is named *B. sclerocephalus* because of its heavily sclerotized cephalic framework.



Belondira spicularis Kumar & Ahmad, 2023

***Belondira spicularis* Kumar & Ahmad,
Biologia, 78: 3487–3522, 2023**

The species *Belondira spicularis* was described by Sumit Kumar and Wasim Ahmad based on a Holotype and five Paratypes collected from Muttom (9°50'16.01" N, 76°42'45.41" E), Idukki district, Kerala, India. The type specimens have been deposited in Department of Zoology, Aligarh Muslim University, India. The new species is named because of its characteristic robust spicules.

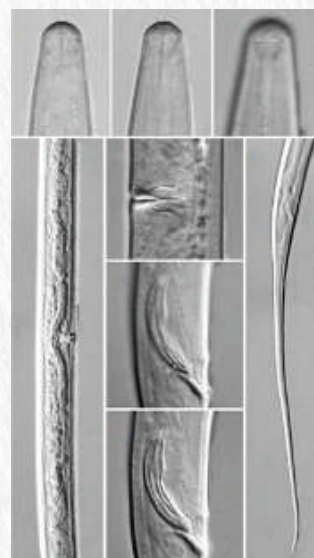
Family: BELONDIRIDAE

Genus: *Timmiella* Kumar & Ahmad, 2023

NEW GENUS

***Timmiella goaense* Kumar & Ahmad, *Biologia*, 78:
1059–1065, 2023**

The genus *Timmiella* and the species *goaense* was described by Sumit Kumar and Wasim Ahmad based on a Holotype and three Paratypes collected from Canacona (14°59'35.21" N, 74°2' 51.5" E), South Goa, Goa, India. The type specimens have been deposited in Aligarh Muslim University, India. The new genus is named *Timmiella* gen. n. because of its close resemblance with the genus *Timmus* and the species *goaense* is named after its type locality, India.

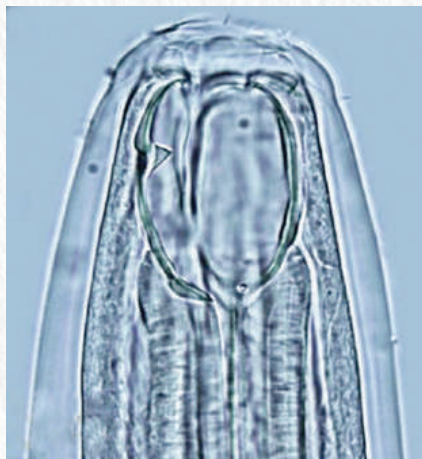


Timmiella goaense Kumar & Ahmad, 2023

Order: MONONCHIDA

Family: IOTONCHIDAE

Genus: *Mulveyellus* Siddiqi, 1984



Mulveyellus aizawlensis Singh et al., 2023

***Mulveyellus aizawlensis* Singh, Singh,
Singh, Singh & Meitei *Nematology*,
25:717–728, 2023**

The species *Mulveyellus aizawlensis* was described by Samandram Sushilkumar Singh, Phougeishangbam Rolish Singh, Sorokhaibam Mexico Singh, Mayanglambam Ojit Kumar Singh and Naorem Mohilal Meitei based on a Holotype and five Paratypes collected from campus of Fernando School (23°43'49.8"N, 92°45'31.7"E), Zemabawk, Aizawl district, Mizoram, India. The type specimens have been deposited in Manipur University, Canchipur, India. The specific epithet *aizawlensis* derived from the type locality district, Aizawl.

CLASS: SECERNENTEA
ORDER: TYLENCHIDA
Family: APHELENCHOIDIDAE
Genus: *Aphelenchoides* Fischer, 1894



Aphelenchoides oryzae Chanu & Mohilal, 2023

***Aphelenchoides oryzae* Chanu & Mohilal, *Journal of Threatened Taxa*, 15(10):24063-24078 2023**

The species *Aphelenchoides oryzae* was described by Loukrakpam Bina Chanu and Naorem Mohilal based on a Holotype and eighteen Paratypes collected from Thoubal Khekman (24.5036N and 93.9116 E) Thoubal district, Maniram, India. The type specimens have been deposited in Manipur University, Canchipur, India. The species is named after the host plant from where it is discovered.

Family: CRICONEMATIDAE
Genus: *Mesocriconema* Andr ssy, 1965

***Mesocriconema mamitensis* Singh, Singh, Singh & Meitei, *Journal of Advanced Zoology*, 43(1):12-22, 2023**

The species *Mesocriconema mamitensis* was described by Sorokhaibam Mexico Singh, Phougeishangbam Rolish Singh, Samandram Sushilkumar Singh and Naorem Mohilal Meitei based on a Holotype and six Paratypes collected from Ailawng, Mamit district, Mizoram (23 693443  E & 92 629141  N) India. The type specimens have been deposited in Manipur University. The species is named after the district Mamit of Mizoram from where it has been recovered.




Mesocriconema mamitensis Singh et al., 2023

Genus: *Ogma* Southern, 1914

***Ogma mizoramensis* Singh, Singh & Mohilal, *Indian Journal of Nematology*, 53(1): 71–81, 2023, DOI: 10.5958/0974-4444.2023.00009.4**

The species *Ogma mizoramensis* was described by Sorokhaibam Mexico Singh, Samandram Sushilkumar and Singhand N. Mohilal based on a Holotype and five Paratypes collected from Zemabauk (23 43'49.8 N and 92 45'31.7 E) Aizawl district, Mizoram, India. The type specimens have been deposited in Manipur University, Canchipur, India. The species is named after the state "Mizoram" from where it is discovered.



Ogma mizoramensis Singh et al., 2023

Family: TYLENCHIDAE

Genus: *Filenchus* Andrassy, 1954

***Filenchus dhanachandi* Chanu & Mohilal, *J. Exp. Zool. India.*, 26(1): 1007-1013, 2023**

The species *Filenchus dhanachandi* was described by Loukrakpam Bina Chanu and Naorem Mohilal based on a Holotype, ten Paratypes and one Allotype collected from Chingmeirong (24°53'10.837''N to 24°46'9.49''N and 93°56'56.257''E to 93°52'40.249''E) Khongnang Ani Karak, Imphal West District, Manipur. The type specimens have been deposited in Parasitology Laboratory, Life Sciences Department, Manipur University, Canchipur, Manipur. The species name is derived after (Late) Prof. Ch. Dhanachand, who initiated Nematology in Manipur.



Filenchus dhanachandi Chanu & Mohilal, 2023



Filenchus imphalus Chanu & Mohilal, 2023

***Filenchus imphalus* Chanu & Mohilal, *J. Exp. Zool. India.*, 26(1): 1007-1013, 2023**

The species *Filenchus imphalus* was described by Loukrakpam Bina Chanu and Naorem Mohilal based on a Holotype and ten Paratypes collected from Khonghampat (24°53'43.20''N and 93°53'27.04''E) Orchidarium, Imphal West District, Manipur. The type specimens have been deposited in Parasitology Laboratory, Life Sciences Department, Manipur University, Canchipur, Manipur. The species name is derived from the host locality i.e., Imphal.

Family: QUDSIANEMATIDAE

Genus: *Talanema* Andrassy, 1991

***Talanema dhritiae* Gantait & Das, *Rec. zool. Surv. India*, 123(iS2):01-15, 2023**

The species *Talanema dhritiae* was described by Viswa Venkat Gantait and Olivia Das based on a Holotype and six Paratypes collected from Chhatna village, Bankura District, West Bengal (23.3085°N, 86.9649°E). The type specimens have been deposited in ZSI-HQ, Kolkata. The species name is given to honour after Dr. Dhriti Banerjee, the eminent scientist and the first lady Director of Zoological Survey of India, Kolkata, West Bengal, India.



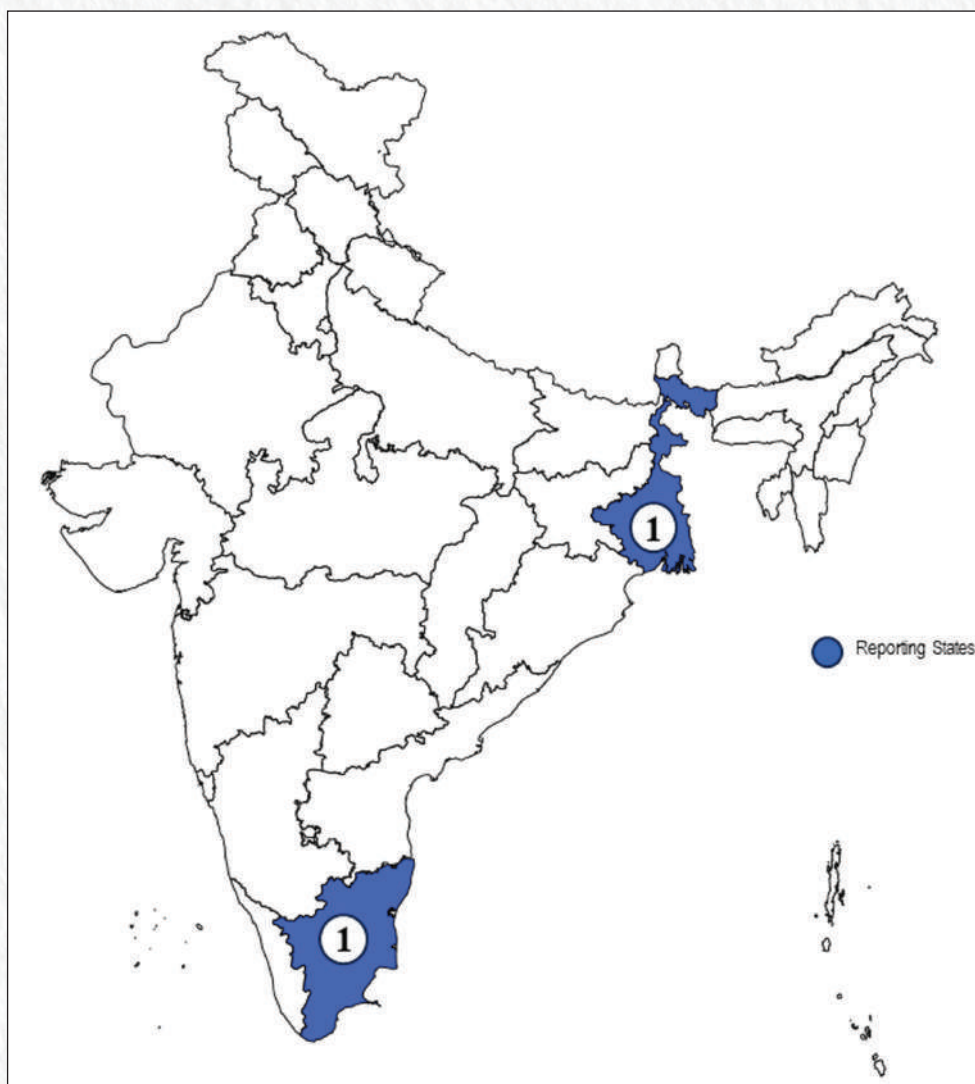
Talanema dhritiae Gantait & Das, 2023

3.14

TARDIGRADA

NEW SPECIES

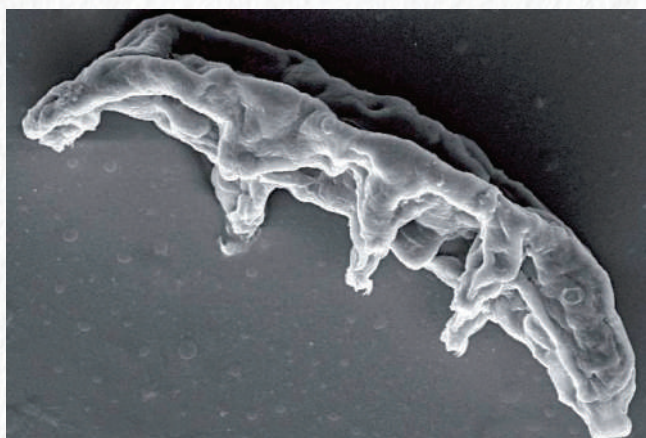
NEW RECORDS



The phylum Tardigrada includes minute (0.1 to 1mm), segmented, eight-legged invertebrates that dwell in a variety of environments from terrestrial to aquatic and in all climatic zones. When in stress tardigrades tend to go into anhydrobiosis and form a 'tun' around themselves, which help them to survive severe harsh environment which can be fatal to most of other organisms. This unique ability helps them to survive from severe burst of UV radiation, heavy metal contamination, hydrothermal vents of deep sea and even in space vacuum. In this 'tun' state tardigrade can stay alive for up to more than 30 years. Due to this unique capability of survival, tardigrades are now one of the most sought after laboratory models for stress biology, physiology and developmental biology. Tardigrades are nature's pioneers, colonizing new, potentially harsh environments, providing food for larger creatures that follow. Tardigrades can survive the vacuum of space, zero temperatures and radiation – and their DNA may be the missing link to long-distance space travel. Experts believe the creature's DNA could be used to genetically modify humans and develop synthetic proteins, allowing them to withstand the deadly effects of spaceflight, specifically radiation. These synthetic proteins could be used, for example, to preserve organs needed for transplants, potentially keeping organs viable for longer than is possible by storing them on ice as tardigrades have the ability to shut down temporarily without causing harm to its cells. This year two new species of Tardigrada have been described from India, one each from Tamil Nadu and West Bengal.

Phylum: TARDIGRADA
Class: EUTARDIGRADA
Order: PARACHELA
Family: MACROBIOTIDAE

Genus: *Paramacrobotus* Guidetti, Schill, Bertolani, Dandekar & Wolf, 2009



Paramacrobotus bengalensis Basu et al., 2023

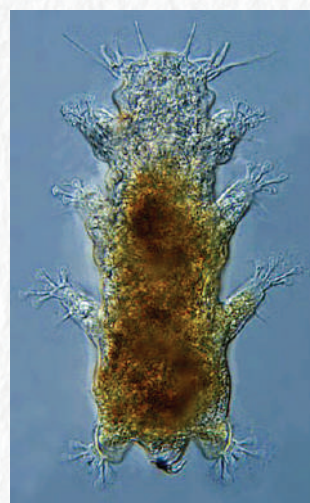
***Paramacrobotus bengalensis* Basu, Babu, Siddique & Purushothaman, European Journal of Taxonomy, 890: 23–48, 2023**

The species *Paramacrobotus bengalensis* was described by Subhrangshu Basu, Rahul Babu, Alfi sa Siddique and Jasmine Purushothaman based on a Holotype and twenty-eight Paratypes collected from Shibpur, Acharya Jagadish Chandra Bose Indian Botanic Garden (22°33'18.1" N, 88°17'30.7" E) Howrah, West Bengal. Type specimens were deposited in the National Zoological Collection, Zoological Survey of India, Kolkata, India. The specific toponymic *bengalensis* refers to the State of West Bengal, India, where the type locality of this new species is situated.

Class: HETEROTARDIGRADA
Order: ARTHROTARDIGRADA
Family: BATILLIPEDIDAE
Genus: *Batillipes* Richters, 1909

***Batillipes kalami* Vishnudattan, Rubal & Nandan, Zootaxa, 5346(2):163-172, 2023, doi: 10.11646/zootaxa.5346.2.4**

The species *Batillipes kalami* was described by Vishnudattan, N. K., Rubal, Marcos and Nandan, S. Bijoy based on a Holotype and nine Paratypes collected from Mini Coral Beach, (9°16'18.54"N, 79°7'53.1"E), Mandapam, Maraikayar Pattinam, Tamil Nadu, India Type specimens were deposited in the CUSAT, Kerala, India. The specific epithet, *kalami* refers to Dr. A. P. J. Abdul Kalam, Indian aerospace scientist and eleventh president of India also known as the "Missile Man of India" who was native to the type locality of the current species.



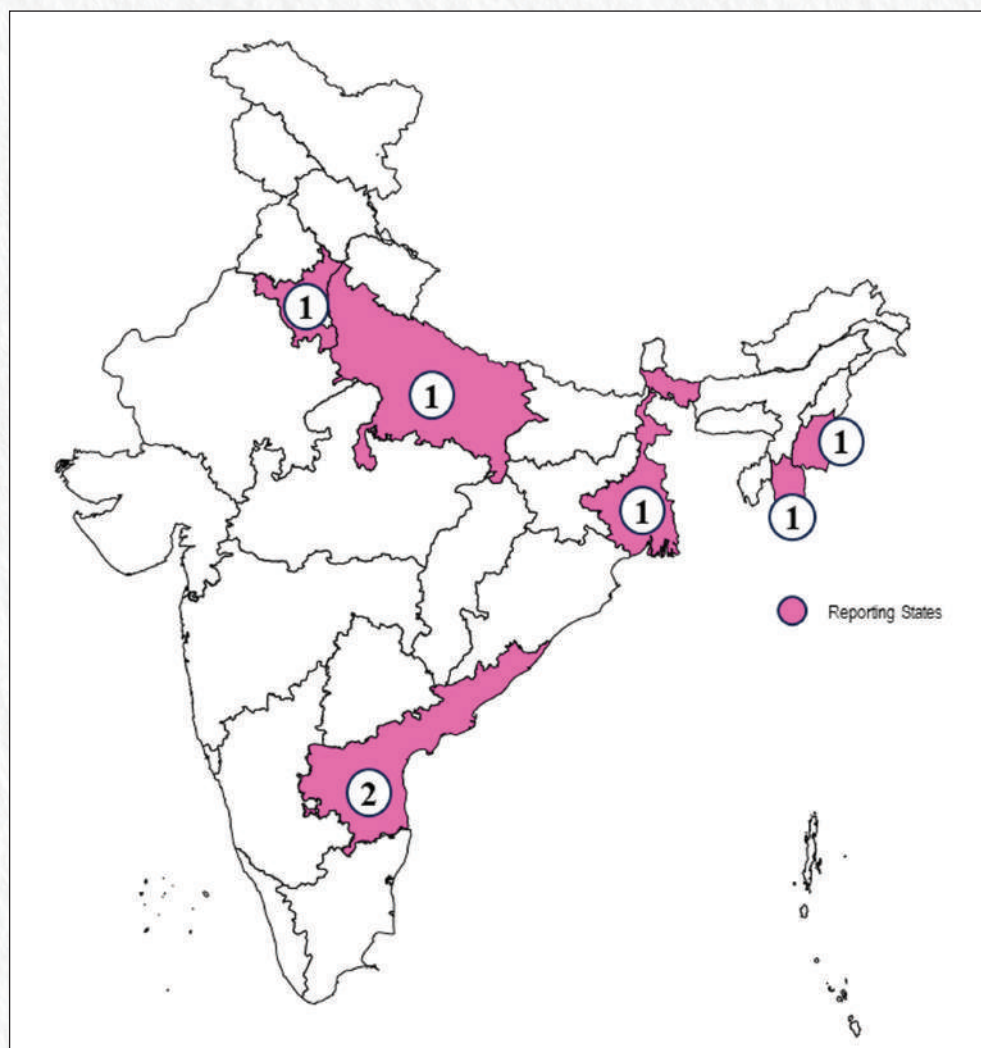
Batillipes kalami Vishnudattan et al., 2023

3.15

PLATYHELMINTHES

NEW SPECIES

NEW RECORDS



Platyhelminthes are triploblastic, bilaterally symmetrical, dorsoventrally flattened, acoelomate flatworms with organ grade of construction. Platyhelminthes includes such animals as the freshwater planarian, marine flatworms, and parasitic worms that parasitize other organisms including humans. Many flatworms like Planarians and Turbellarians are good biological control agents, while many play role as decomposers. Apart from this they have harmful role as blood flukes, lung flukes and intestinal flukes. A total of 7 new species of Platyhelminthes have been described from India: Haryana (1), Andhra Pradesh (2), Manipur (1), Mizoram (1), Uttar Pradesh (1) and West Bengal (1).

Phylum: PLATYHELMINTHES
Class: CESTODA
Order: CARYOPHYLLIDEA
Family: PROTEOCEPHALIDAE
Genus: *Gangesia* Woodland, 1924

***Gangesia mukutmanipurensis* Marick, Brabec, Choudhury, Scholz & Ash, *Zoological Journal of the Linnean Society*, XX:1–25, 2023**

The species *Gangesia mukutmanipurensis* was described by Jit Marick, Jan Brabec, Anindo Choudhury, Tomáš Scholz and Anirban Ash based on a Holotype and seven Paratypes collected from Mukutmanipur Dam Lake (22°57'48"N, 86°47'18"E). Bankura, West Bengal, Type specimens were deposited in the ZSI. The species is named after Mukutmanipur Dam Lake, the type locality of this parasite.

Class: MONOGENEA
Order: DACTYLOGYRIDEA
FAMILY: DACTYLOGYRIDAE
Genus: *Dactylogyrus* Diesing, 1850

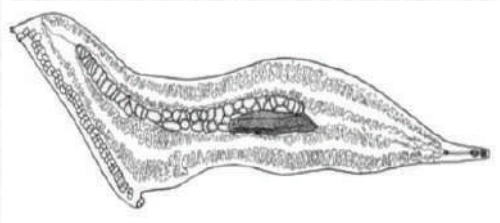
***Dactylogyrus anchoracanthoides* Khwaja, Prakash & Tripathi, *Sci Parasitol*, 24 (1-2): 1-8, 2023**

The species *Dactylogyrus anchoracanthoides* was described by Nida Khwaja, Sneha Prakash, Amit Tripathi based on a Holotype and four Paratype collected from River Gomti (26°52'12" N; 80°55'20" E), Lucknow, India Type specimens were deposited in the ZSI, Kolkata. The epithet is from the species *anchoracanthus* with the Greek suffix –oides (resembling), referring to the similar appearance of two species.



Dactylogyrus anchoracanthoides Khwaja et al., 2023

Order: MAZOCRAEIDEA
Family: GASTROCOTYLIDAE
Genus: *Engraulicola* George, 1960



Engraulicola longisomum Sailaja & Shamim, 2023

***Engraulicola longisomum* Sailaja & Shamim, *Journal of Parasitic Diseases*, 47:762–772, 2023**

The species *Engraulicola longisomum* was described by Bade Sailaja and Ummey Shameem based on a Holotype and one Paratype collected from Visakhapatnam coast, Bay of Bengal, India. Type specimens were deposited in the ZSI, Kolkata.

Family: MICROCOTYLIDAE
Genus: *Microcotyle* Taschenberg, 1879

***Microcotyle clupei* Sailaja & Shamim, *Journal of Parasitic Diseases*, 47:762–772, 2023**

The species *Microcotyle clupei* was described by Bade Sailaja and Ummey Shameem based on a Holotype and one Paratype collected from Visakhapatnam coast, Bay of Bengal, India. Type specimens were deposited in the ZSI, Kolkata.



Microcotyle clupei Sailaja & Shamim, 2023

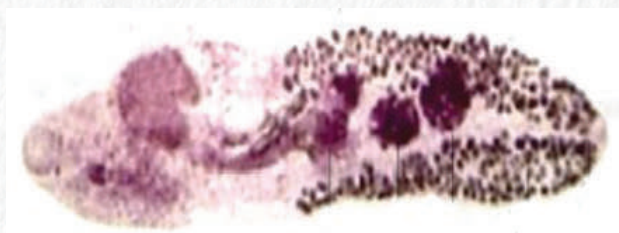
Class: TREMATODA
ORDER: PLAGIORCHIIDA
FAMILY: ALLOCREADIIDAE
Genus: *Allocreadium* LOOSS, 1900

***Allocreadium colisi* Devi & Singh, *FLORA AND FAUNA*, 29(1): 141-145, 2023**

The species *Allocreadium colisi* was described by Nongthombam Pengki Devi and Raj Kumar Gambhir Singh based on a Holotype and five Paratypes collected from Imphal river (24°46'21.3" N and 93°56'24.13" E), Imphal-West, Manipur, India. Type specimens were deposited in the Museum of Parasitology Section, Department of Life Sciences, Manipur University, Imphal, Manipur, India. The species is named after the genus of fish host- *Colisa* spp.



Allocreadium colisi Devi & Singh, 2023



Allocreadium haryanii Upadhyay et al., 2023

***Allocreadium haryanii* Upadhyay, Babita, Singh, Yadav, Kumar, Singh, Pandey, Shamrao Nanware & Sharma, *Asian Journal of Biological and Life Sciences*, 12:112-124. 2023**

The species *Allocreadium haryanii* was described by Sushil Kumar Upadhyay, Babita, Manoj Singh, Mukesh Yadav, Vikas Kumar, Raj Singh, Yogendra Prasad Pandey, Sanjay Shamrao Nanware and Anil Kumar Sharma based on a Holotype and one Paratype collected Yamuna Nagar (Haryana), India. Type specimens were deposited in the Zoology Lab., MM(DU). The species name of newer worms proposed after the name of State, Haryana.

FAMILY: BUCEPHALIDAE

Genus: *Prosorhynchoides*, Dollfus, 1929

***Prosorhynchoides aspinosus* Malsawmtluangi & Lalramliana, *Parasitology International*, 92:102690, 2023**

The species *Prosorhynchoides aspinosus* was described by Chenkual Malsawmtluangi, Lalramliana Sharma based on a Holotype and one Paratype collected from Tuirial river (23.793°N, 92.802°E), Mizoram, India. Type specimens were deposited in the Deposited in the Zoological Survey of India, Kolkata. The specific name is derived from the Latin for 'spineless' or 'without spine', referring to the lack of spine on the tegument of the fluke.



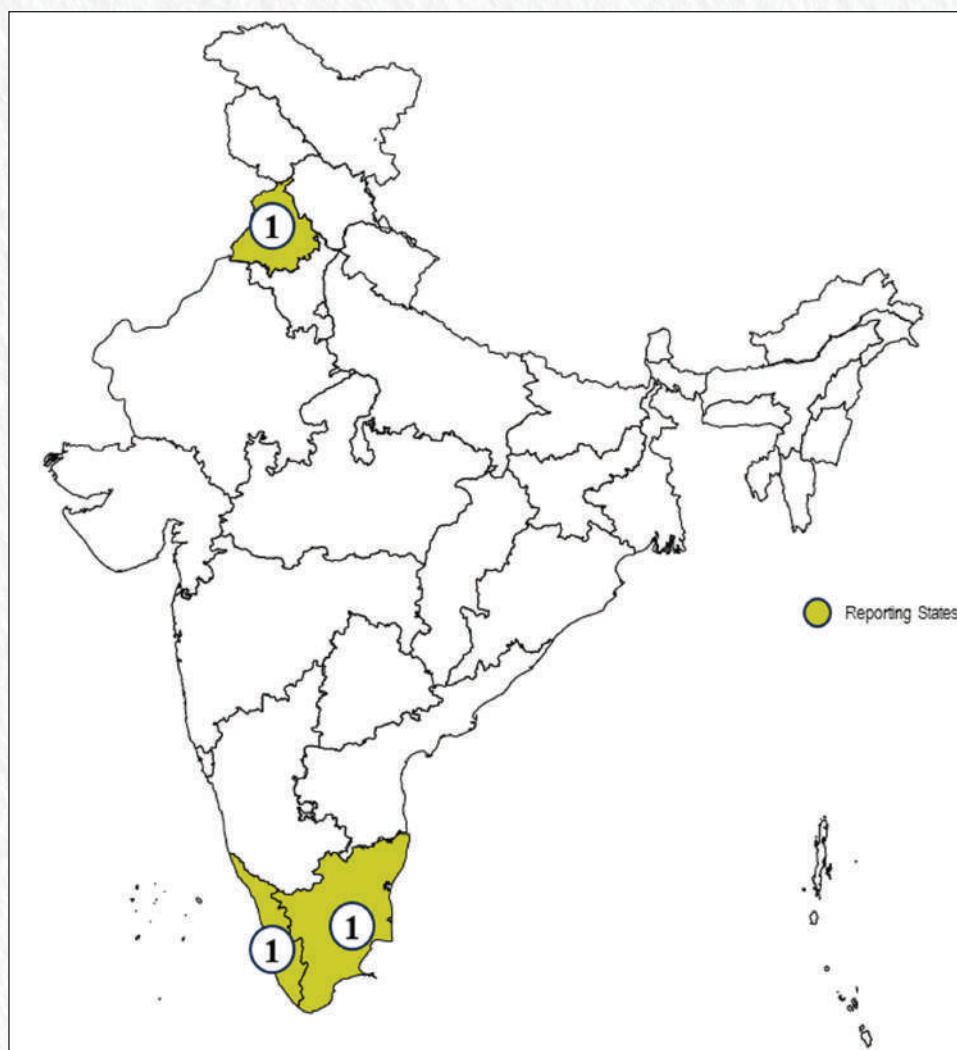
Prosorhynchoides aspinosus Malsawmtluangi & Lalramliana, 2023

3.16

CNIDARIA

NEW SPECIES

NEW RECORDS



The Phylum Cnidaria represents exclusively aquatic diploblastic fauna communities which are mostly found in marine habitats across the world. These are presently categorized under six classes such as Anthozoa, Cubozoa, Hydrozoa, Myxozoa, Scyphozoa, and Staurozoa whereas hard corals, stony corals, fire corals, soft corals, sea pens, sea whips, sea fans, black corals, sea anemones, jellyfish, sea firs, Portuguese man-of-war, etc. are commonly known names. These groups of animals are seen to represent two forms viz. medusa- free-swimming or floating mode of life and polyp- sessile part of life form. All the species of cnidarians are carnivorous while cnidae and tentacles take active roles in the capture of prey whereas most of the species are dependent on endosymbiotic algae or zooxanthellae to meet their nutritional need, and a few are parasites. Cnidarians are the major building blocks of coral reef ecosystems of the world's oceans especially the complex structure of shallow tropical waters. Three new species of Cnidaria has been described for the first time from India, one species each from Kerala, Punjab and Tamil Nadu.

Phylum: CNIDARIA
Class: OCTOCORALLIA
Order: MALACALCYONACEA
Family: NEPHTHEIDAE
Genus: *Dendronephthya* Kükenthal
 1905

***Dendronephthya johnsonii*
 Kunjulakshmi, Prakash & Kumar,
Zootaxa, 5254 (2):231-244, 2023.**

The species *Dendronephthya johnsonii* was described by K. Kunjulakshmi, S. Prakash and Amit Kumar based on a Holotype and two Paratypes collected from Covelong (Kovalam), (12°47'31"N, 80°15'04"E-12°46'42"N-80°15'15"E), Chennai, Tamil Nadu, India. The type specimen has been deposited in ZSI-MBRC. The species name is in honor of Dr. Mariazeena Johnson (Chancellor, Sathyabama Institute of Science and Technology, Chennai) and Dr. Marie Johnson (President, Sathyabama Institute of Science and Technology, Chennai) for being an epitome of excellence in the various domains of academics and research.

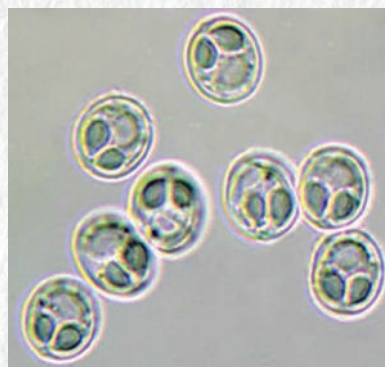


Dendronephthya johnsonii Kunjulakshmi et al., 2023

Class: MYXOSPOREA
Order: BIVALVULIDAE
Family: MYXOBOLIDAE
Genus: *Myxobolus* Bütschli, 1882

***Myxobolus coriumicus* Ghai, Nissa
 & Kaur, *Acta Parasitologica*, 68:769-
 781, 2023**

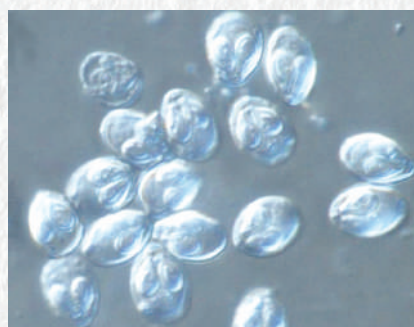
The species *Myxobolus coriumicus* was described by M Nitin Ghai, Kharoon Nissa and Harpreet Kaur based on a Holotype and Paratype collected from Mickey Fish Farm in village (30.8927°N, 76.4129°E), Kandhola, Chamkaur Sahib, district Rupnagar Punjab, India. The type specimen has been deposited in ZSI-HARC. The species is named on the basis of the location of the plasmodia on the scales. Since the scales develop from the mesoderm layer of the dermis also called as corium, therefore, the name of the species "*coriumicus*" has been given.



Myxobolus coriumicus Ghai et al., 2023.

***Myxobolus planilizae* Correya,
 Pananghat & Karayi, *Acta*
Parasitologica, 68:42-50, 2023**

The species *Myxobolus planilizae* was described by Mary Soniya Correya, Vijayagopal Pananghat and Sanil Nandiath Karay based on a Holotype collected from Cochin backwaters, Southwest coast of India (9.9312°N, 76.2673°E). The type specimen has been deposited in CMFRI. The species named after the generic name of the host species.



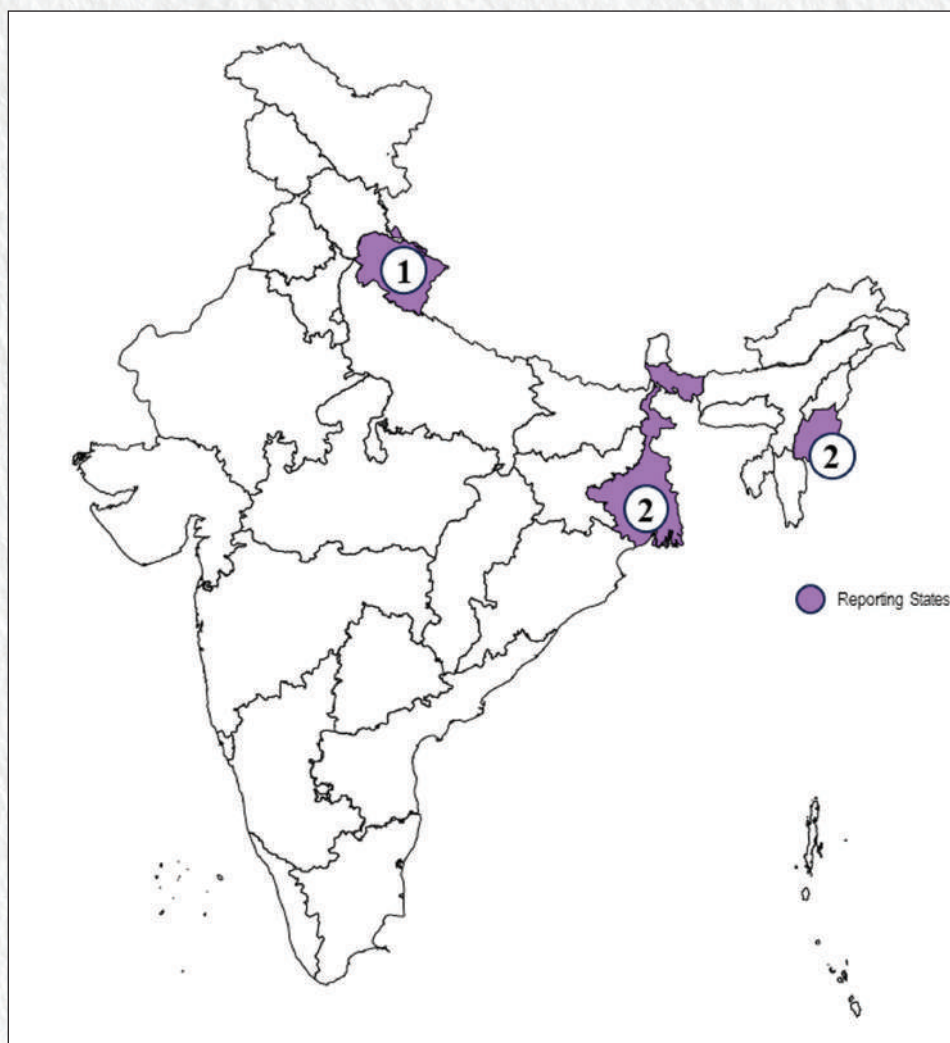
Myxobolus planilizae Correya et al., 2023.

3.17

PROTOZOA

NEW SPECIES

NEW RECORDS



Protists are single-celled eukaryotic microorganisms which colonize and inhabit virtually all environments where eukaryotic life has been found and thus, are one of the most successful groups on the earth. They range in size from $1\mu\text{m}$ Protozoans are motile and nearly all possess flagella, pseudopodia or cilia, in one or more stages of their life. They are common predators on bacteria, testate amoeba, algae, fungi, diatoms and other small organisms, and thus serves as an important link in cycling of nutrients for the benefit of other life forms. Their sensitivity towards any change in the environment (diversity, as well as the structure and functional characteristics) contain immense information to develop and test them as bioindicators for evaluating environmental health. Many protists species can be considered as a highly valuable bioindicators in water quality analysis as well as model laboratory organism for various in-depth studies due to their ability to growth rapidly, having high turnover rates and short generation times allowing them to response quickly to changing environmental conditions. This year five new species of protozoa have been described from India, two each from Manipur and West Bengal and one from Uttarakhand.

Phylum: APICOMPLEXA
Class: CONOIDASIDA
Order: EUGREGARINORIDA
Family: GREGARINIDAE
Genus: *Phleobum* (Haldar and Chakraborty, 1933)



Phleobum periplanae Mohilal et al., 2023.

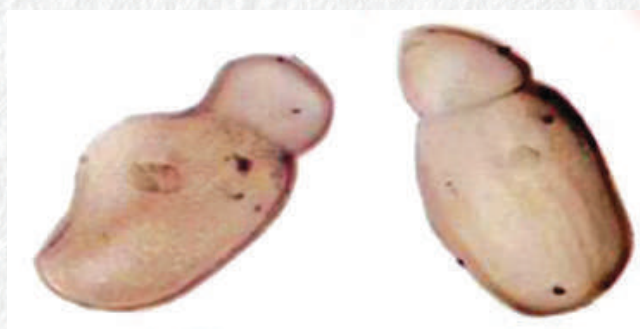
***Phleobum periplanae* Mohilal, Yumnam & Chanu, *Journal of BioResearch*, 2(1): 22-29, 2023**

The species *Phleobum periplanae* was described by Naorem Mohilal, Indira Yumnam and Loukrakpam Bina Chanu based on a Holotype and twenty Paratype collected from Life Science Building, Manipur University (24.7523°N, 93.9280°E) Canchipur, Imphal, Manipur. The type specimens have been deposited in the Protozoan Collection of Parasitology Section, Department of Zoology, Manipur, University, Canchipur - 795003, India. The species is named after the host insect.

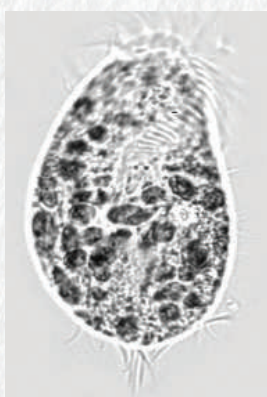
Genus: *Neohirmorcystis* Haldar and Chakraborty, 1933

***Neohirmorcystis canchipurae* Mohilal, Yumnam & Chanu, *Journal of BioResearch*, 2(1):22-29, 2023**

The species *Neohirmorcystis canchipurae* was described by Naorem Mohilal, Indira Yumnam and Loukrakpam Bina Chanu based on a Holotype and twenty Paratype collected from Thongju, (24.7528558, 93.9383985) Canchipur Manipur. The type specimens have been deposited in the Protozoan Collection of Parasitology Section, Department of Zoology, Manipur, University, Canchipur - 795003, India. The species is named after its type locality.



Neohirmorcystis canchipurae Mohilal et al., 2023.



Oxytricha buxai Bharti & Santosh, 2023.

Class: SPIROTRICHEA
Family: OXYTRICHIDAE
Genus: *Oxytricha* Bory, 1824

***Oxytricha buxai* Bharti & Santosh, *European Journal of Protistology*, 88 (2023): 125959, 2023**

The species *Oxytricha buxai* was described by Daizy Bharti and Santosh Kumar based on a Holotype and one Paratype collected from Bhutan Ghat (26°43'31.7N 89°44'0 53.9E), Sachapho Forest, Buxa Tiger Reserve, West Bengal, India. The type specimens have been deposited in the ZSI-

Kolkata. The species-group name “*buxai*” refers to the tiger reserve where the species was discovered, i.e., Buxa Tiger Reserve, West Bengal, India.

Class: OLIGOHYMENOPHOREA

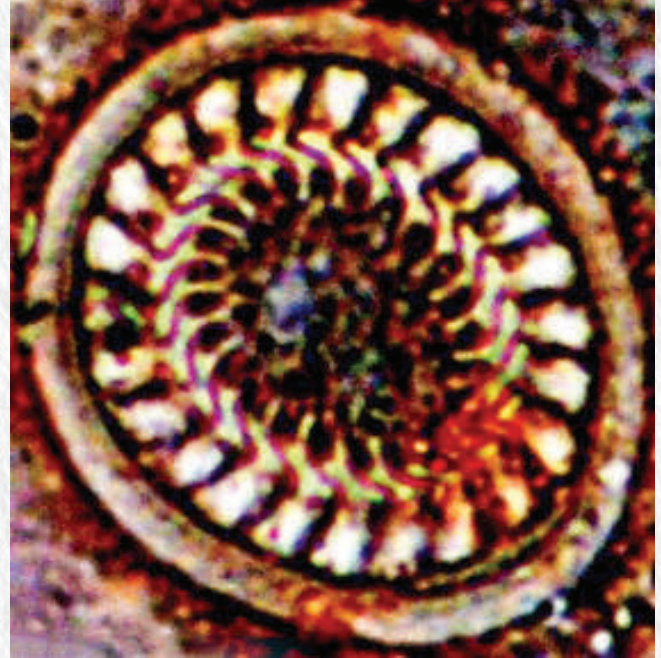
Order: MOBILIDA

Family: TRICHODINIDAE

Genus: *Paratrachodina* Lom, 1963

***Paratrachodina indiana* Saha, Saha, Kundu & Molla, *Journal of Parasitic Diseases*, 47: 727-732, 2023**

The species *Paratrachodina indiana* was described by Mandira Saha, Saikat Saha, Beauty Kundu and Sabir Hossen Molla based on a Holotype and several Paratypes collected from Haringhata (23.4710° N, 88.5565° E), Nadia, West Bengal, India. The type specimens have been deposited in the University of Kalyani. The specific epithet “*indiana*” is given followed the name of the country India from where the parasite was identified.



Paratrachodina indiana Saha et al., 2023

Phylum: TUBULINEA

Class: ELARDIA

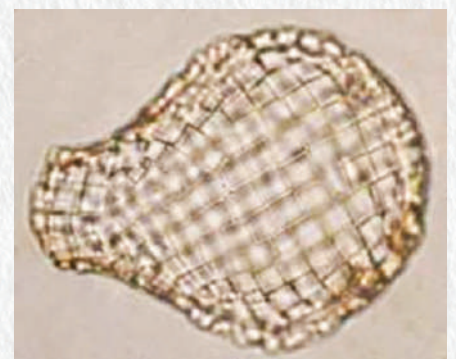
Order: ARCELLINIDA

Family: HYALOSPHEINIIDAE

Genus: *Quadrullella* Cockerell 1909

***Quadrullella talukensis* Bindu, *Uttar Pradesh Journal of Zoology*, 44(21): 145-149, 2023**

The species *Quadrullella talukensis* was described by Bindu L based on a Holotype and two Paratype collected from Trekking valley, Taluka (30.73347 N, 78.4246 E), Uttarkashi, Uttarakhand, India. The type specimens have been deposited in the ZSI-WRC. The specific epithet is related with Taluka, locality, where the holotype was collected.



Quadrullella talukensis Bindu, 2023

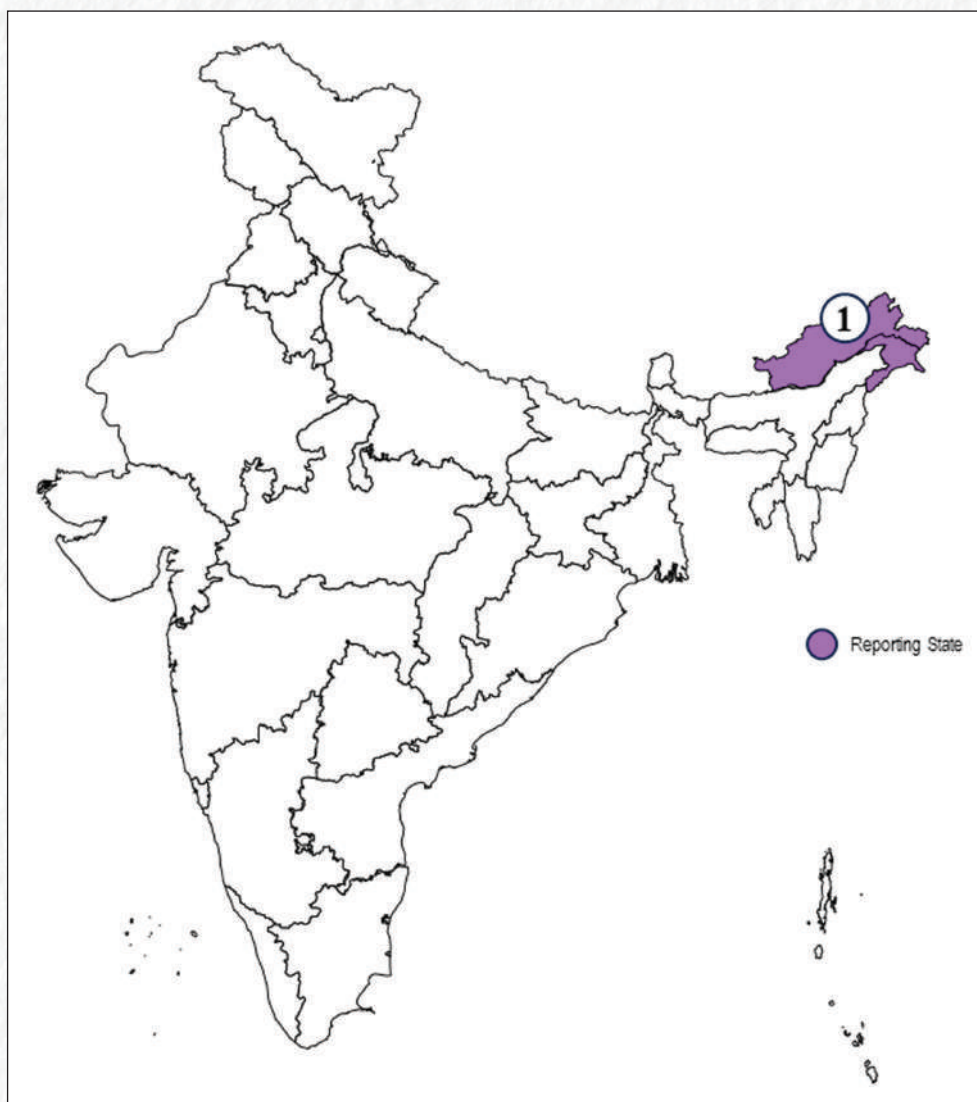
4 New Records





4.1

AVES



One species of birds has been recorded for the first time from India from Arunachal Pradesh.

Phylum: CHORDATA

Class: AVES

Order: PASSERIFORMES

Family: CALCARIIDAE

Genus: *Calcarius* Bechstein 1802

***Calcarius lapponicus* (Linnaeus, 1758)**

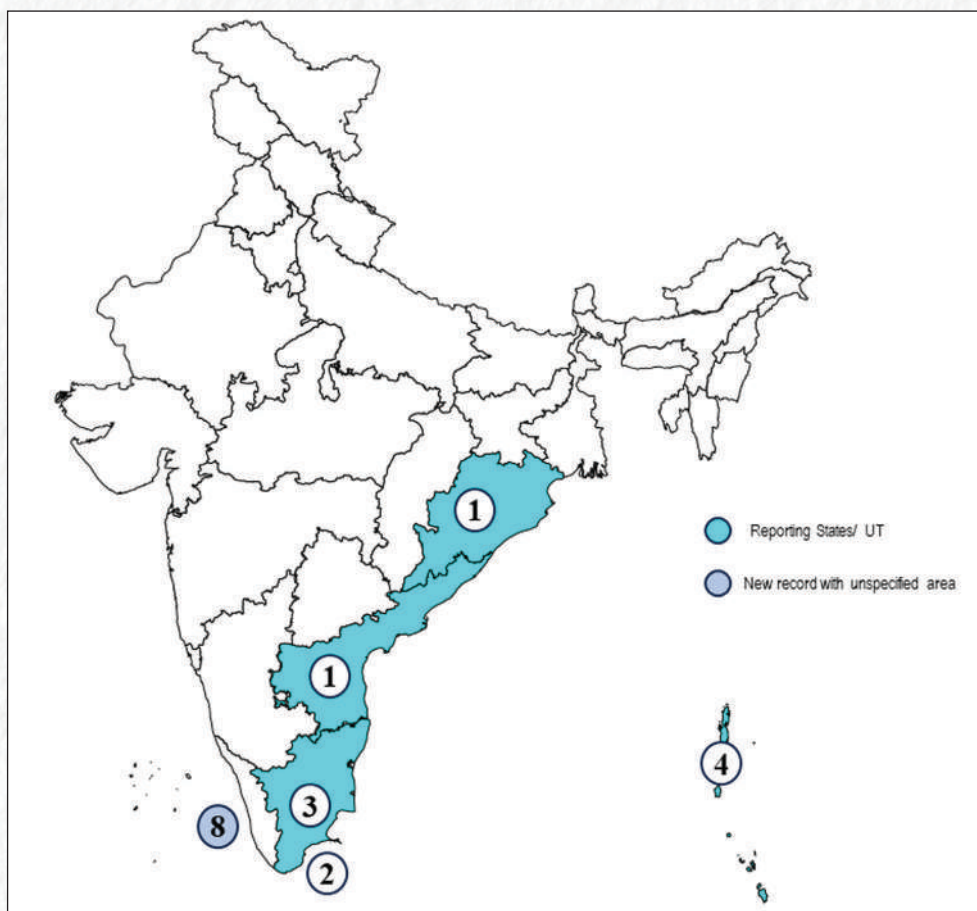
The species *Calcarius lapponicus* (Linnaeus, 1758) earlier known from Eurasia, Kazakhstan, Mongolia, Japan and China, has been reported for the first time from India based on a collection made from Arunachal Pradesh India. It has been published by Ravi Mekola, Saurav Halder, Rahul Baruah, Subhra Pakhira and Eeyechi Lamo in the journal: *Indian BIRDS*, **19(4)**:109-110, 2023.



Calcarius lapponicus (Linnaeus, 1758)

4.2

PISCES



A total of 19 species of pisces have been recorded for the first time from India: Andaman & Nicobar (4), Tamil Nadu (3), Gulf of Mannar (2), Andhra Pradesh (1), Odisha (1) and 8 species from unspecified area.

Phylum: CHORDATA
Class: PISCES
Order: ANABANTIFORMES
Family: CHANNIDAE
Genus: *Channa* Scopoli, 1777

***Channa harcourtbutleri* (Annandale, 1918)**

The species *Channa harcourtbutleri* (Annandale, 1918) earlier known from Myanmar, has been reported for the first time from India based on a collection made from Papikonda National Park, Andhra Pradesh India. It has been published by Boni Amin Laskar, Harikumar Adimalla, Shantanu Kundu, Deepa Jaiswal and Kailash Chandra in the journal: *Journal of Threatened Taxa*, **15(3)**: 22834–22840, 2023.



Channa harcourtbutleri (Annandale, 1918)

Order: CLUPEIFORMES
Family: ENGRAULIDAE
Genus: *Stolephorus* Lacépède, 1803

***Stolephorus mercurius* Hata et al., 2021**

The species *Stolephorus mercurius* Hata et al., 2021 is so far reported from Pacific Ocean has been reported for the first time from Markandi landing centre (Ganjam District, Odisha). It has been published by Rajeswari Gouda, Suman Patra, Shesdev Patro, Subhrendu Sekhar Mishra and Anil Mohapatra in the journal: *Thalassas: An International Journal of Marine Sciences*, **39**: 443–448, 2023.



Stolephorus mercurius Hata et al., 2021

Order: EUPERCARIA

Family: LABRIDAE

Genus: *Cirrhilabrus* Temminck & Schlegel, 1845

***Cirrhilabrus rubeus* Victor, 2016**

The species *Cirrhilabrus rubeus* Victor, 2016 is earlier known from Maldives and Srilanka, has been reported for the first time from India based on a collection made from Gulf of Mannar, India. It has been published by Paramasivam Kodeeswaran, T. T. Ajith Kumar and Kuldeep Kumar Lal in the journal: *Thalassas: An International Journal of Marine Sciences*, **39**: 961–970, 2023.



Cirrhilabrus rubeus Victor, 2016

Genus: *Paracheilinus* Fourmanoir, 1955

***Paracheilinus mccoskeri* Randall and Harmelin-Vivien 1977**

The species *Paracheilinus mccoskeri* Randall and Harmelin-Vivien 1977 is earlier known from East Africa, Persian Gulf, Comoro Islands, Maldives to the Andaman Sea (Previously known as Burma Sea) and Western Indonesia, has been reported for the first time from India based on a collection made from Gulf of Mannar, India. It has been published by Paramasivam Kodeeswaran, T. T. Ajith Kumar and Kuldeep Kumar Lal in the journal: *Thalassas: An International Journal of Marine Sciences*, **39**: 961–970, 2023.



Paracheilinus mccoskeri Randall and Harmelin-Vivien 1977

Order: GOBIIFORMES
Family: ELEOTRIDAE
Genus: *Giuris*, Sauvage 1880



Giuris tolsoni (Bleeker, 1984)

***Giuris tolsoni* (Bleeker, 1984)**

The species *Giuris tolsoni* (Bleeker, 1984) earlier known from Indonesia, Philippines, Taiwan and Japan, has been reported for the first time from India based on a collection made from Juginder Nagar, Great Nicobar, India. The specimens are deposited in the National Zoological Collections of Andaman & Nicobar Regional Centre, Zoological Survey of India, Port Blair, India. It has been published by Mrinal Kumar Das and Chandrakasan Sivaperuman in the journal: *Biological Forum – An International Journal*: **15**(8): 305-309, 2023.

Family: GOBIIDAE
Genus: *Eugnathogobius* H. M. Smith, 1931



Eugnathogobius mindora (Herre, 1945)

***Eugnathogobius mindora* (Herre, 1945)**

The species *Eugnathogobius mindora* (Herre, 1945) earlier known from Fiji, Australia (Queensland), the Philippines, Thailand has been reported for the first time from India based on a collection made from Ennore, Tamil Nadu, South India. It has been published by Moulitharan Nallathambi Jayakumar Natarajan Uma Arumugam and Baboonsundaram Ahilan in the journal: *Thalassas: An International Journal of Marine Sciences*, **39**: 325-331, 2023.

Order: PERCIFORMES
Family: HAEMULIDAE
Genus: *Pomadasys* Lacépède, 1802



Pomadasys andamanensis McKay & Satapoomin, 1994

***Pomadasys andamanensis* McKay & Satapoomin, 1994**

The species *Pomadasys andamanensis* McKay & Satapoomin, 1994 earlier known from Phuket Island, Thailand, has been reported for the first time from Campbell Bay fish landing Centre, Great Nicobar Island, Nicobar district, Andaman and Nicobar Islands, India. The specimens are deposited in the National Zoological Collections of Andaman & Nicobar Regional Centre, Zoological Survey of India, Port Blair, India. It has been published by Mrinal Kumar Das and Chandrakasan Sivaperuman in the journal: *International Journal of Global Science Research*, **10(1)**: 1928-1933, 2023.

Order: SCORPAENIFORMES
Family: SCORPAENIDAE
Genus: *Scorpaenopsis* Heckel, 1837

***Scorpaenopsis obtusa* Randall et Eschmeyer, 2002**

The species *Scorpaenopsis obtusa* Randall et Eschmeyer, 2002 earlier known from Myanmar and Indonesia east to the Philippines and Papua New Guinea, north to Taiwan and southern Japan, south to northern Australia has been reported for the first time from Tuticorin, Tamil Nadu, India. It has been published by S. Subburaman, A. Murugan, G. Mahadevan, G. Immanuel and R. Frick in the journal: *Journal of Ichthyology*, DOI: 10.1134/S0032945223030153, 2023.



Scorpaenopsis obtusa Randall et Eschmeyer, 2002

Order: STOMIIFORMES
Family: PHOSICHTHYIDAE
Genus: *Ichthyococcus* Bonaparte, 1840

***Ichthyococcus parini* Mukhacheva, 1981**

The species *Ichthyococcus parini* Mukhacheva, 1981 earlier known from Srilanka has been reported for the first time from Indian waters. It has been published by Rajeev Rajakrishnan, Meleppura Rajeev kumar, Sherine Sonia Cubelio

and Narayanane Saravanane in the journal: *Journal of the Marine Biological Association of the United Kingdom*, **103**, e95, 1–13, 2023.



Ichthyococcus parini Mukhacheva, 1981



Argyropelecus sladeni Regan, 1908

Family: STERNOPTYCHIDAE

Genus: *Argyropelecus* Cocco, 1829

Argyropelecus sladeni Regan, 1908

The species *Argyropelecus sladeni* Regan, 1908 is earlier known from Atlantic Sea and Pacific sea has been reported for the first time from Indian waters. It has been published by Rajeev R., Rajeeesh kumar M.P., Cubelio S.S. and Saravanane N. in the journal: *Journal of the Marine Biological Association of the United Kingdom*, **102**: e95, 2023.

Genus: *Sternopteryx* Hermann, 1781



Sternopteryx obscura Garman, 1899

Sternopteryx obscura Garman, 1899

The species *Sternopteryx obscura* Garman, 1899 earlier known from New Zealand, Peru and China has been reported for the first time from Indian waters. It has been published by Rajeev R., Rajeeesh kumar M.P., Cubelio S.S. and Saravanane N. in the journal: *Journal of the Marine Biological Association of the United Kingdom*, **102**: e95, 2023.

Genus: *Polyipnus* Günther, 1887



Polyipnus limatulus Harold & Wessel, 1998

***Polyipnus limatulus* Harold & Wessel, 1998**

The species *Polyipnus limatulus* Harold & Wessel, 1998 earlier known from Gulf of Aden and immediate north western areas of Indian water. has been reported for the first time from eastern Arabian Sea. It has been published by Rajeev R., Rajeeshkumar M.P., Cubelio and S.S., Saravanane N. in the journal: *Journal of the Marine Biological Association of the United Kingdom*, **102**: e95, 2023.

Family: STOMIIDAE

Genus: *Borostomias* Regan, 1908

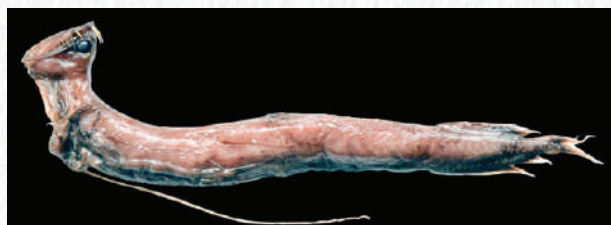
***Borostomias elucens* (Brauer, 1906)**

The species *Borostomias elucens* (Brauer, 1906) earlier known from Atlantic Sea and Carribean has been reported for the first time from Indian waters. It has been published by Rajeev R., Rajeeshkumar M.P., Cubelio and S.S., Saravanane N. in the journal: *Journal of the Marine Biological Association of the United Kingdom*, **102**: e95, 2023.



Borostomias elucens (Brauer, 1906)

Genus: *Grammatostomias* Goode & T. H. Bean, 1896



Grammatostomias dentatus Goode & Bean, 1895

***Grammatostomias dentatus* Goode & Bean, 1895**

The species *Grammatostomias dentatus* Goode & Bean, 1895 earlier known from Atlantic Sea has been reported for the first time from Indian waters. It has been published by Rajeev R., Rajeeshkumar M.P., Cubelio and S.S., Saravanane N. in the journal: *Journal of the Marine Biological Association of the United Kingdom*, **102**: e95, 2023.

Genus: *Melanostomias* Brauer, 1902



Melanostomias valdiviae Brauer, 1902

Melanostomias valdiviae Brauer, 1902

The species *Melanostomias valdiviae* Brauer, 1902 earlier known from Gulf of Mexico has been reported for the first time from peninsular India. It has been published by Rajeev R., Rajeeshkumar M.P., Cubelio and S.S., Saravanane N. in the journal: *Journal of the Marine Biological Association of the United Kingdom*, **102**: e95, 2023.

Genus: *Photonectes* Günther, 1887

Photonectes barnetti Klepadlo, 2011

The species *Photonectes barnetti* Klepadlo, 2011 is so far reported from Pacific Ocean, has been reported for the first time from the Indian Ocean. It has been published by Rajeev R., Rajeeshkumar M.P., Cubelio and S.S., Saravanane N. in the journal: *Journal of the Marine Biological Association of the United Kingdom*, **103**, 2023.



Photonectes barnetti Klepadlo, 2011

Photonectes paxtoni Flynn and Klepadlo, 2012

The species *Photonectes paxtoni* Flynn and Klepadlo, 2012 is so far reported from Pacific Ocean, has been reported for the first time from the Indian Ocean. It has been published by Rajeev R., Rajeeshkumar M.P., Cubelio and S.S., Saravanane N. in the journal: *Journal of the Marine Biological Association of the United Kingdom*, **103**, 2023.



Photonectes paxtoni Flynn and Klepadlo, 2012

Order: TETRAODONTIFORMES

Family: MONACANTHIDAE

Genus: *Thamnaconus* Smith, 1949



Thamnaconus multilineatus (Tanaka, 1918)

***Thamnaconus multilineatus* (Tanaka, 1918)**

The species *Thamnaconus multilineatus* (Tanaka, 1918) is restricted to Indo- West Pacific: From Myanmar to Bôshô Peninsula, Japan has been reported for the first time from Andaman and Nicobar Islands. It has been published by M. Nashad, Sijo P. Varghese, K. K. Bineesh, Dewanand E. Uikey and A. A. Mohamed Hatha in the journal: *Marine Biological Association of India*: doi:10.6024/jmbai.2022.64.2.2259-20, 2023.


Order: TORPEDINIFORMES

Family: NARCINIDAE

Genus: *Narcine* Henle, 1834

***Narcine oculifera* Carvalho et al., 2002**

The species *Narcine oculifera* Carvalho et al., 2002 is so far reported from Oman and Somalia has been reported for the first time from Tamil nadu, India. It has been published by B. Sireandiran, K. Karuppasamy, Arumugam Sundaramanickam, M.A. Badhul Haq, Uma Arumugam and T.T. Ajith Kumar in the journal: *Thalassas*, **39**: 1215-1221, 2023.



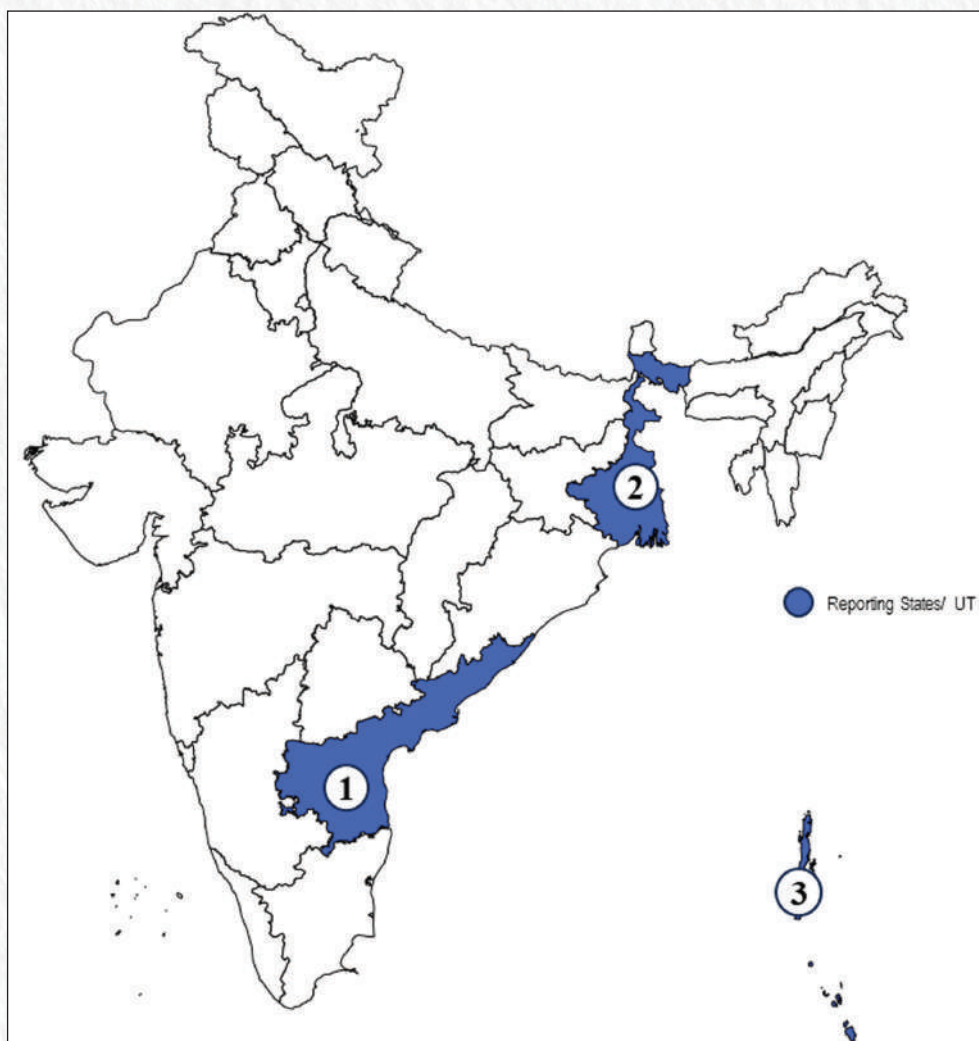
Narcine oculifera Carvalho et al., 2002

4.3

MOLLUSCA

NEW SPECIES

NEW RECORDS



This year a total of 6 species of mollusca has been recorded for the first time from India: Andaman and Nicobar Islands (3), Andhra Pradesh (1) and West Bengal (2).

Phylum: MOLLUSCA
Class: BIVALVIA
Order: VENERIDA
Family: CARDILIIDAE
Genus: *Cardilia* Deshayes, 1835



Cardilia martini Deshayes, 1844

***Cardilia martini* Deshayes, 1844**

The species *Cardilia martini* Deshayes, 1844 earlier known from Philippines, China has been reported for the first time from India based on a collection made from Port Blair, Andaman Islands, India. The specimens are deposited in National Zoological Collection of the Zoological Survey of India, Kolkata. It has been published by Abhijna Ghosh, Sheikh Sajan, Tamal Mondal, Basudev Tripathy and Amit Mukhopadhyay in the journal: *Thalassas: An International Journal of Marine Sciences*, 1-4, 2023

Class: GASTROPODA
Order: CYCLONERITIDA
Family: NERITIDAE
Genus: *Clithon* Montfort, 1810

***Clithon faba* (G. B. Sowerby I, 1836)**

The species *Clithon faba* (G. B. Sowerby I, 1836) earlier known from Hong Kong, Indonesia, Japan, Singapore, Taiwan province of China, and Thailand has been reported for the first time from India based on a collection made from mangrove creek in South Andaman, India. The specimens are deposited at the Zoological Survey of India, Andaman Nicobar Regional Centre, Port Blair. It has been published by Md Hafiz, Aritra Ghosh, Tamal Mondal and Sheikh Sajan in the journal: *Journal of Conchology* **44** (5): 469, 2023.



Clithon faba (G. B. Sowerby I, 1836)

Order: ELLOBIIDA
Family: ELLOBIIDAE
Genus: *Ellobium* Röding, 1798



Ellobium incrassatum H. Adams & A. Adams, 1854


***Ellobium incrassatum* H. Adams & A. Adams, 1854**

The species *Ellobium incrassatum* H. Adams & A. Adams, 1854 earlier known from Ryukyu Island has been reported for the first time from India based on a collection made from Jamboo Dwip, extreme southwestern side of Sundarban Biosphere Reserve, West Bengal, India. The specimens are deposited in National Zoological Collections of ZSI-Sunderban Regional Centre. It has been published by Somesh Banerjee, Chemmencheri Ramakrishnan Sreeraj, Arya Sen and Chelladurai Raghunathan in the journal: *Acta Biologica Turcica*, 37(2), M4:1-8, 2024.

Order: NEOGASTROPODA
Family: CONIDAE
Genus: *Conus* Linnaeus, 1758

***Conus tenuistriatus* G. B. Sowerby II, 1858**

The species *Conus tenuistriatus* G. B. Sowerby II, 1858 earlier known from Phillipines and New guinea has been reported for the first time from India based on a collection made from Andaman and Nicobar, India. It has been published by J. B. Franklin and Deepak Apte in the journal: *Journal of Threatened Taxa*: DOI:10.17087/jbnhs/2023/v120/164483, 2023.



Conus tenuistriatus G. B. Sowerby II, 1858

Family: MURICIDAE

Genus: *Indothais* Claremont, Vermeij, S. T. Williams & D. Reid, 2013



Indothais gradata (Jonas, 1846)

***Indothais gradata* (Jonas, 1846)**

The species *Indothais gradata* (Jonas, 1846) earlier known from Thailand, Japan, Singapore, Malaysia, Japan, Vietnam, Australia, has been reported for the first time from India based on a collection made from Jamboo Island, Sunderban Biosphere Reserve, West Bengal, India. The specimens are deposited in the National Zoological Collections of the Sunderban Regional Centre of the Zoological Survey of India. It has been published by Joseph Stanley, Yogesh Kumar, Pradip Panda and Arya Sen in the journal: *Folia Malacol*, 31(4): 197–205, 2023.

Family: TURRIDAE

Genus: *Gemmula* Weinkauff, 1875

***Gemmula diomedea* A.W.B. Powell, 1964**

The species *Gemmula diomedea* A. W. B. Powell, 1964 earlier known from Western Australia, Hainan Island, South China Sea, Northern Indian Ocean, Indonesia Tan and Islami, Mactan Island, Panglao Island, Manila Bay, West Luzon Island, Philippines has been reported for the first time from India based on a collection made from Village Gangavaram, Visakhapatnam, Andhra Pradesh, India. The specimens are deposited in the National Zoological Collections of the Zoological Survey of India, Kolkata, under Reg.No.35630/10. It has been published by Md Hafiz, Aritra Ghosh, Tamal Mondal and Sheikh Sajan in the journal: *Species*, 24(74): e77s1587, 2023.



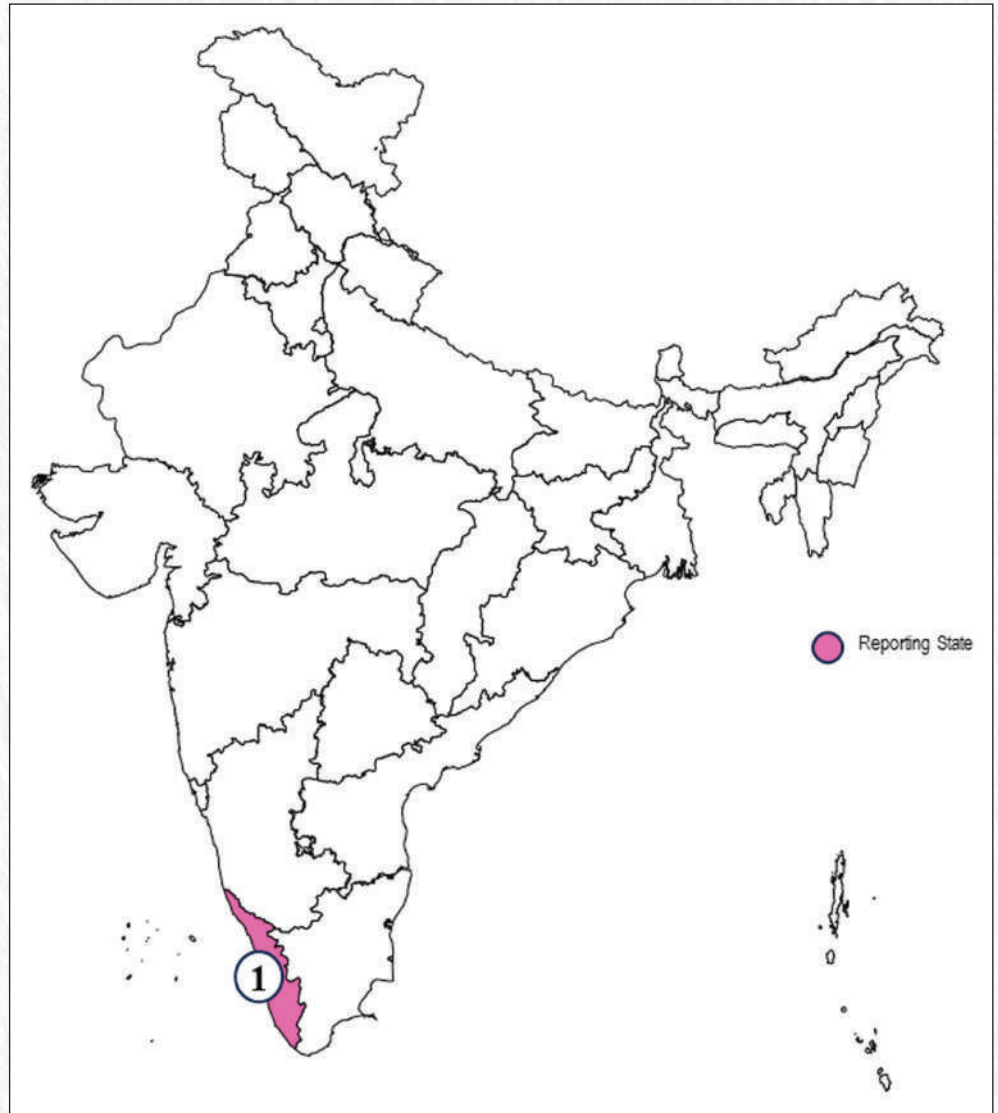
Gemmula diomedea A. W. B. Powell, 1964

4.4

CHILOPODA

NEW SPECIES

NEW RECORDS



One species of Chilopoda has been recorded for the first time from Kerala, India.

Phylum: ARTHROPODA
Class: DIPLOPODA
Order: POLYZONIIDA
Family: SIPHONOTIDAE
Genus: *Rhinotus* Cook, 1896

***Rhinotus purpureus* (Pocock, 1894)**

The species *Rhinotus purpureus* (Pocock, 1894) earlier known from England, Germany, Central America and Southern USA Comoro Islands, Madagascar and Indian Ocean Islands has been reported for the first time from India based on a collection made from a sacred grove in the Kannur district of Kerala, India. The specimens are deposited in the Diplopoda collection of the Centre for Animal Taxonomy and Ecology (CATE), Christ College, Irinjalakuda, Kerala, India. It has been published by M.D. Awasthy and A.B. Sudhikumarn in the journal: *Taprobanica*, **12**(02), 94–95, 2023.



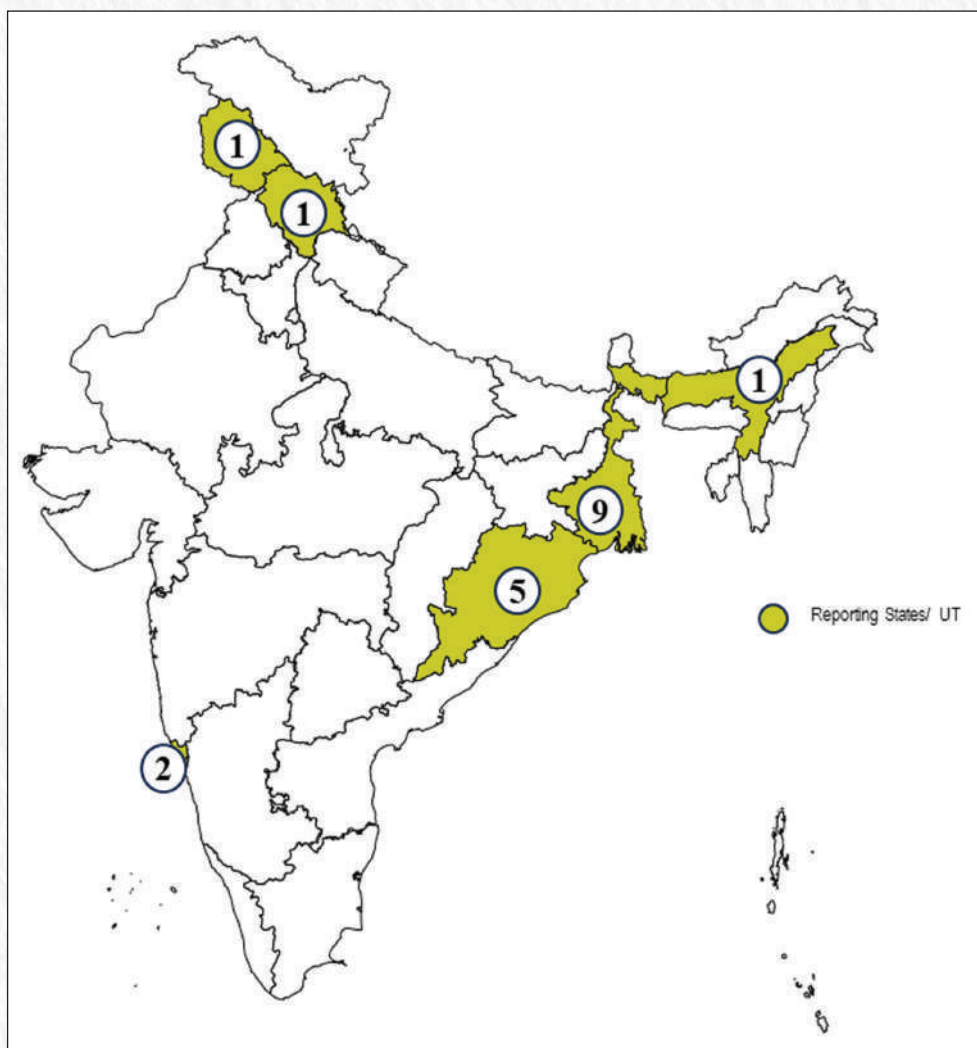
Rhinotus purpureus (Pocock, 1894)

4.5.1

DIPTERA

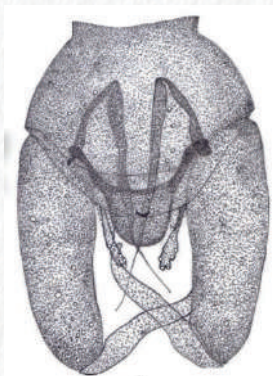
NEW SPECIES

NEW RECORDS



A total of 17 species of diptera have been recorded for the first time from India: Assam (1), Goa (2), Himachal Pradesh (1), Jammu and Kashmir (1), Odisha (5) and West Bengal (9). Among these 17 species, one species is reported from Goa, Assam and Odisha simultaneously.

Phylum: ARTHROPODA
Class: INSECTA
Order: DIPTERA
Family: CERATOPOGONIDAE
Genus: *Forcipomyia* Meigen, 1818



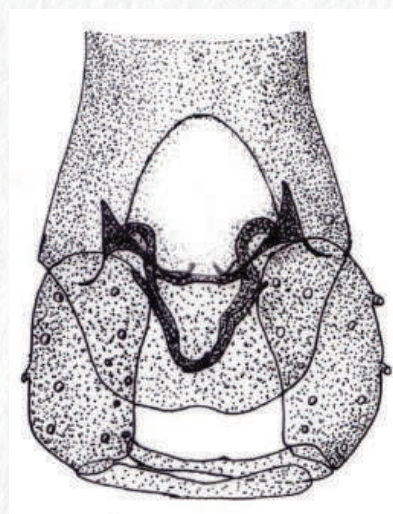
Forcipomyia (Forcipomyia) distapalpis Liu et al., 2001

***Forcipomyia (Forcipomyia) distapalpis* Liu & Yu, in Liu et al., 2001**

The species *Forcipomyia (Forcipomyia) distapalpis* Liu & Yu, in Liu et al., 2001 is earlier known from China, has been reported for the first time from India based on a collection made from West Bengal, India. This specimen was deposited in the Entomological Collection of Department of Zoology, the University of Burdwan (India), and will be deposited at the National Zoological Collections, Zoological Survey of India, Kolkata (NZCI) in due course. It has been published by Gouri Sankar Pal, Lipika Ghosh and Niladri Hazra in the journal: *Oriental Insects*, **58**(1): 137–156, 2023.

***Forcipomyia (Thyridomyia) frutetorum* (Winnertz, 1852)**

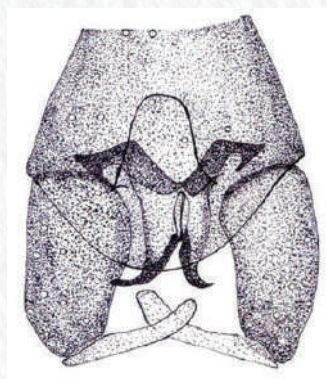
The species *Forcipomyia (Thyridomyia) frutetorum* (Winnertz, 1852) is earlier known from Nearctic, Palearctic, Afrotropics, Australasia and Orient. Canada, USA, Algeria, Austria, Azerbaijan, Germany, Spain, Estonia, Israel, South Africa, Ghana, Congo, Japan, Australia, Papua New Guinea, has been reported for the first time from India based on a collection made from West Bengal, India. This specimen was deposited in the Entomological Collection of Department of Zoology, the University of Burdwan (India), and will be deposited at the National Zoological Collections, Zoological Survey of India, Kolkata (NZCI) in due course. It has been published by Gouri Sankar Pal, Lipika Ghosh and Niladri Hazra in the journal: *Oriental Insects*, **58**(1): 137–156, 2023.



Forcipomyia (Thyridomyia) frutetorum (Winnertz, 1852)

***Forcipomyia (Lasiohelea) ripa* Yu & Liu, 2000**

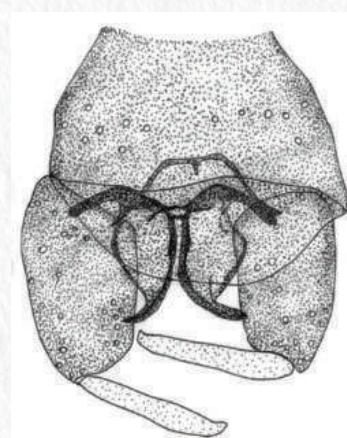
The species *Forcipomyia (Lasiohelea) ripa* Yu & Liu, 2000 is earlier known from China, has been reported for the first time from India based on a collection made from West Bengal, India. This specimen was deposited in the Entomological Collection of Department of Zoology, the University of Burdwan (India), and will be deposited at the National Zoological Collections, Zoological Survey of India, Kolkata (NZCI) in due course. It has been published by Gouri Sankar Pal, Lipika Ghosh and Niladri Hazra in the journal: *Oriental Insects*, **58**(1): 137–156, 2023.



Forcipomyia (Lasiohelea) ripa Yu & Liu, 2000

***Forcipomyia (Lasiohelea) sibirica* (Buyanova, 1962)**

The species *Forcipomyia (Lasiohelea) sibirica* (Buyanova, 1962) is earlier known from Palearctic realm, Austria, Czech Republic, China (Xinjiang), Germany, Italy, Poland, Russia, Ukraine, Kazakhstan, Romania, has been reported for the first time from India based on a collection made from West Bengal, India. This specimen was deposited in the Entomological Collection of Department of Zoology, the University of Burdwan (India), and will be deposited at the National Zoological Collections, Zoological Survey of India, Kolkata (NZCI) in due course. It has been published by Gouri Sankar Pal, Lipika Ghosh and Niladri Hazra in the journal: *Oriental Insects*, **58**(1): 137–156, 2023.



Forcipomyia (Lasiohelea) sibirica (Buyanova, 1962)

Family: CULICIDAE

Genus: *Coquillettidia* Dyar, 1904



Coquillettidia xanthogaster (Edwards, 1924)

***Coquillettidia xanthogaster* (Edwards, 1924)**

The species *Coquillettidia xanthogaster* (Edwards, 1924) earlier known from Australia, New Caledonia, New Hebrides, has been reported for the first time from India based on a collection made from the Berhampur University campus, Ganjam, Odisha, India. This mosquito was deposited and registered in the National Repository of Estuarine Biology Regional Centre, Zoological Survey of India, Gopalpur-On-Sea, Odisha, India. It has been published by Santhosh Goud, Subasini Pattnaik, Ipsita Biswal, Jaya Kishor Seth, Rupenangshu Kumar Hazra and Barsa Baisalini Panda in the journal: *Indian Journal of Entomology*, **85**(2): 407–409, 2023.

Genus: *Uranotaenia* Lynch Arribálzaga, 1891



Uranotaenia lowii (Theobald, 1901)

***Uranotaenia lowii* (Theobald, 1901)**

The species *Uranotaenia lowii* (Theobald, 1901) earlier known from Gulf states of the United States, Florida, has been reported for the first time from India based on a collection made from the Berhampur University campus, Ganjam, Odisha, India (19.2977358°N84.8781602°E). This mosquito was deposited and registered in the National Repository of Estuarine Biology Regional Centre, Zoological Survey of India, Gopalpur-On-Sea, Odisha, India. It has been published by Santhosh Goud, Subasini Pattnaik, Ipsita Biswal, Jaya Kishor Seth, Rupenangshu Kumar Hazra and Barsa Baisalini Panda in the journal: *Indian Journal of Entomology*, **85**(4): 966-968, 2023.

Family: DOLICHOPODIDAE

Genus: *Lichtwardtia* Enderlein, 1912

***Lichtwardtia dentalis* Zhang et al., 2009**

The species *Lichtwardtia dentalis* Zhang et al., 2009 is earlier known from Cambodia, China and Thailand, has been reported for the first time from India based on a collection made from Odisha, India. This specimen was deposited in the Zoological Museum in Copenhagen, Denmark (ZMUC) and Zoological Museum of Moscow State University, Russia (ZMUM). It has been published by Ya. Grichanov in the journal: *Amurian Zoological Journal*, **XV** (3): 641-649, 2023.



Lichtwardtia dentalis Zhang et al., 2009



Lichtwardtia singaporensis Grootaert, Tang, in Tang et al., 2018

***Lichtwardtia singaporensis* Grootaert, Tang, in Tang et al., 2018**

The species *Lichtwardtia singaporensis* Grootaert, Tang, in Tang et al., 2018 is earlier known from Singapore and Malaysia, has been reported for the first time from India based on a collection made from Odisha, India. This specimen was deposited in the Zoological Museum in Copenhagen, Denmark (ZMUC) and Zoological Museum of Moscow State University, Russia (ZMUM). It has been published by Ya. Grichanov in the journal: *Amurian Zoological Journal*, **XV**(3): 641-649, 2023.

Genus: *Thinophilus* Wahlberg, 1844

Thinophilus pectinipes De Meijere, 1916

The species *Thinophilus pectinipes* De Meijere, 1916 is earlier known from Indonesia (Java), Malaysia (Sabah), Sri Lanka, Thailand (Chonburi, Kanchanaburi), has been reported for the first time from India based on a collection made from Goa, India. This specimen was deposited in the Zoological Museum, Moscow State University, Moscow, Russia. It has been published by Ya Grichanov in the journal: *Far Eastern Entomologist*, **472**: 1-17, 2023.

Thinophilus tessellatus Becker, 1922

The species *Thinophilus tessellatus* Becker, 1922 is earlier known from China (Taiwan), Thailand (Chonburi, Rayong), Philippines (Mindoro), has been reported for the first time from India based on a collection made from Goa, Assam, Odisha, India (All of the localities are reported from the present paper). This specimen was deposited in the Zoological Museum, Moscow State University, Moscow, Russia. It has been published by Ya Grichanov in the journal: *Far Eastern Entomologist*, **472**: 1-17, 2023.

Family: HYBOTIDAE

Genus: *Hybos* Meigen, 1803



Hybos culiciformis (Fabricius, 1775)

Hybos culiciformis (Fabricius, 1775)


The species *Hybos culiciformis* (Fabricius, 1775) is earlier known from Europe and Asia, has been reported for the first time from India based on a collection made from West Bengal, India. It has been published by Shuvra Kanti Sinha, Santanu Mahato, Pravas Hazari, Sarmistha Ojha, Nandan Jana, Niyatee Pandya, Amita Hajra, Ujjal Ghosh and Silanjan Bhattacharyya in the journal: *Journal of Threatened Taxa*, **15**(11): 24241–24254, 2023.

Family: MUSCIDAE

Genus: *Helina* Robineau-Desvoidy, 1830

Helina iwasai Shinonaga, 1994

The species *Helina iwasai* Shinonaga, 1994 is earlier known from Nepal, has been reported for the first time from India based on a collection made from West Bengal, India. It has been published by Shuvra Kanti Sinha, Santanu Mahato, Pravas Hazari, Sarmistha Ojha, Nandan Jana, Niyatee Pandya, Amita Hajra, Ujjal Ghosh and Silanjan Bhattacharyya in the journal: *Journal of Threatened Taxa*, **15**(11): 24241–24254, 2023.



Helina iwasai Shinonaga, 1994

Family: SARCOPHAGIDAE

Genus: *Sinonipponia* Rodendorf, 1965



Sinonipponia barauui Sugiyama et al., 1988

***Sinonipponia barauui* Sugiyama, Shinonaga & Kano, 1988**

The species *Sinonipponia barauui* Sugiyama, Shinonaga & Kano, 1988 is earlier known from Nepal has been reported for the first time from India based on a collection made from West Bengal, India. This specimen was. It has been published by Shuvra Kanti Sinha, Santanu Mahato, Pravas Hazari, Sarmistha Ojha, Nandan Jana, Niyatee Pandya, Amita Hajra, Ujjal Ghosh and Silanjan Bhattacharyya in the journal: *Journal of Threatened Taxa*, **15**(11): 24241–24254, 2023.3.

Family: SYRPHIDAE

Genus: *Asarkina* Macquart, 1834

***Asarkina (Asarkina) africana* Bezzi, 1908**

The species *Asarkina (Asarkina) africana* Bezzi, 1908 is earlier known from Africa, has been reported for the first time from India based on a collection made from West Bengal, India. It has been published by Shuvra Kanti Sinha, Santanu Mahato, Pravas Hazari, Sarmistha Ojha, Nandan Jana, Niyatee Pandya, Amita Hajra, Ujjal Ghosh and Silanjan Bhattacharyya in the journal: *Journal of Threatened Taxa*, **15**(11): 24241–24254, 2023.



Asarkina (Asarkina) africana Bezzi, 1908

Genus: *Myathropa* Rondani, 1845



Myathropa semenovi (Smirnov, 1925)

***Myathropa semenovi* (Smirnov, 1925)**

The species *Myathropa semenovi* (Smirnov, 1925) is earlier known from Central Asia and adjacent parts of Siberia, has been reported for the first time from India based on a collection made from Kashmir Himalayas of India. This specimen was deposited in the Zoological Museum, Moscow State University, Moscow, Russia. It has been published by Amir Maqbool, Shahid Ali Akbar and Aijaz Ahmad Wachkoo in the journal: *Journaal van Syrphidae*, **2**(5): 1–9, 2023.

Genus: *Paragus* Latreille, 1804



Paragus haemorrhous Meigen, 1822

Paragus haemorrhous Meigen, 1822

The species *Paragus haemorrhous* Meigen, 1822 is earlier known from Europe, has been reported for the first time from India based on a collection made from West Bengal, India. This specimen was. It has been published by Shuvra Kanti Sinha, Santanu Mahato, Pravas Hazari, Sarmistha Ojha, Nandan Jana, Niyatee Pandya, Amita Hajra, Ujjal Ghosh and Silanjan Bhattacharyya in the journal: *Journal of Threatened Taxa*, 15(11): 24241–24254, 2023.

Family: TEPHRITIDAE

Genus: *Urophora* Robineau-Desvoidy, 1830

Urophora terebans (Loew, 1850)

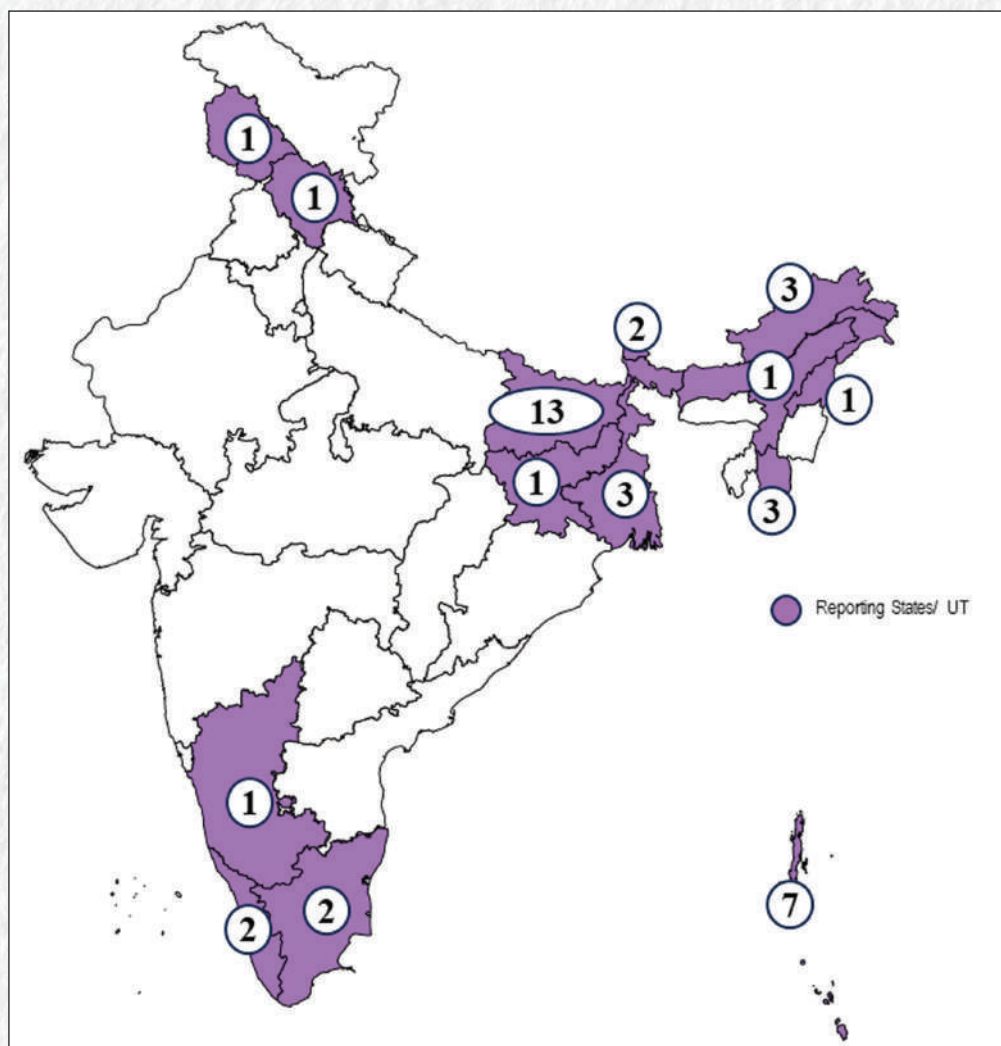
The species *Urophora terebans* (Loew, 1850) earlier known from France, Spain, Germany and Poland, has been reported for the first time from India based on a collection made from Himachal Pradesh. It has been published by Maneesh Pal Singh, Rakesh Daroch, Severyn V Korneyev and Isha Sharma in the journal: *Zootaxa*: 5375(3): 336–348, 2023.



Urophora terebans (Loew, 1850)

4.5.2

LEPIDOPTERA



A total of 34 species of Lepidoptera have been recorded for the first time from India: Andaman and Nicobar Islands (7), Arunachal Pradesh (3), Assam (1), Bihar (13), Himachal Pradesh (1), Jharkhand (1), Karnataka (1), Kashmir valley (1), Kerala (2), Mizoram (3), Nagaland (1), Sikkim (2), Tamil Nadu (2), West Bengal (3) and Western Ghat (1). Among these 34 species, 1 species is reported both from Mizoram and Nagaland, 1 species is reported from Mizoram as well as from Sikkim and 1 species is reported simultaneously from 5 localities: Andaman and Nicobar Islands, Sikkim, Kerala, Tamil Nadu and West Bengal.

Phylum: ARTHROPODA
Class: INSECTA
Order: LEPIDOPTERA
Family: ADELIDAE
Genus: *Nemophora* Hoffmannsegg, 1798



Nemophora chalcomis (Meyrick, 1907)

***Nemophora chalcomis* (Meyrick, 1907)**

The species *Nemophora chalcomis* (Meyrick, 1907) earlier known from Sri Lanka has been reported for the first time from India based on a collection made from Tamil Nadu, India. This specimen was deposited in the NHM. It has been published by Mikhail V. Kozlov in the journal: *Zootaxa*, **5300**(1): 001–081, 2023.



Nemophora mediseorsa Sun et Li, 2023

***Nemophora mediseorsa* Sun et Li, 2023**

The species *Nemophora mediseorsa* Sun et Li, 2023 earlier known from China has been reported for the first time from India based on a collection made from Assam, India. This specimen was deposited in the NHM. It has been published by Mikhail V. Kozlov in the journal: *Zootaxa*, **5300**(1): 001–081, 2023.

Family: CRAMBIIDAE
Genus: *Syllepta* Hübner, 1823

***Syllepta maculalis* Leech, 1889**

The species *Syllepta maculalis* Leech, 1889 earlier known from Japan, Russia and China has been reported for the first time from India based on a collection made from Valmiki Tiger Reserve, Bihar India. This specimen was deposited in the National Zoological Collection, Gangetic Plains Regional Centre, Zoological Survey of India. It has been published by Jalil Ahmed, S.K. Shah, Purnendu Mishra, Rahul Joshi and Navneet Singh in the journal: *Rec. zool. Surv. India*: 123(1)/13–20, 2023.

Family: DREPANIDAE
Genus: *Oreta* Walker, 1855



Oreta loochooana Swinhoe, 1902

Oreta loochooana Swinhoe, 1902

The species *Oreta loochooana* Swinhoe, 1902 earlier known from China, Hong Kong, Japan has been reported for the first time from India based on a collection made from Valmiki Tiger Reserve, Bihar India. This specimen was deposited in the National Zoological Collection, Gangetic Plains Regional Centre, Zoological Survey of India. It has been published by Jalil Ahmed, S.K. Shah, Purnendu Mishra, Rahul Joshi and Navneet Singh in the journal: *Rec. zool. Surv. India*: **123**(1)/13-20, 2023.

Family: EREBIDAE
Genus: *Adrapsa* Walker, (1859)

Adrapsa ablualis Walker, 1859

The species *Adrapsa ablualis* Walker, 1859 earlier known from Thailand, Afganistan, Sri Lanka, Taiwan, China, Japan, Vietnam, Malaysia, Borneo, Indonesia, Phillippines, New Guinea, Vanuatu, New Hebrides, New Caledonia, Bismarck Archipelago, Australia has been reported for the first time from India based on a collection made from Valmiki Tiger Reserve, Bihar India. This specimen was deposited in the National Zoological Collection, Gangetic Plains Regional Centre, Zoological Survey of India. It has been published by Jalil Ahmed, S.K. Shah, Purnendu Mishra, Rahul Joshi and Navneet Singh in the journal: *Rec. zool. Surv. India*: **123**(1)/13-20, 2023.



Adrapsa ablualis Walker, 1859

Genus: *Barsaurea* Volynkin & Huang, 2019

Barsaurea diehli (Dubatolov & Bucsek, 2014)

The species *Barsaurea diehli* (Dubatolov & Bucsek, 2014) earlier known from Indonesia, Peninsular Malaysia, Cambodia, Myanmar and Laos has been reported for the first time from India based on a collection made from Raga, Arunachal Pradesh, India. This specimen was deposited in the National Zoological Collections of Zoological Survey of India (NZCZSI). It has been published by Santosh Singh, Jagbir Singh Kirti and Navneet Singh in the journal: *Zootaxa*, **5315**(4): 349–354, 2023.



Barsaurea diehli (Dubatolov & Bucsek, 2014)



Barsaurea ketiga Volynkin, Černý & Huang, 2020

***Barsaurea ketiga* Volynkin, Černý & Huang, 2020**

The species *Barsaurea ketiga* Volynkin, Černý & Huang, 2020 earlier known from Peninsular Malaysia, West Thailand, Southwest China, South Laos and South Vietnam, has been reported for the first time from India based on a collection made from Lunglei, Arunachal Pradesh, India. This specimen was deposited in the National Zoological Collections of Zoological Survey of India (NZCZSI). It has been published by Santosh Singh, Jagbir Singh Kirti and Navneet Singh in the journal: *Zootaxa*, **5315**(4): 349–354, 2023.

Genus: *Eugoa* Walker, (1858)

***Eugoa brunnea* Hampson, 1914**

The species *Eugoa brunnea* Hampson, 1914 earlier known from Taiwan, Hong Kong has been reported for the first time from India based on a collection made from Valmiki Tiger Reserve, Bihar India. This specimen was deposited in the National Zoological Collection, Gangetic Plains Regional Centre, Zoological Survey of India. It has been published by Jalil Ahmed, S.K. Shah, Purnendu Mishra, Rahul Joshi and Navneet Singh in the journal: *Rec. zool. Surv. India*: **123**(1)/13-20, 2023.



Eugoa brunnea Hampson, 1914

Genus: *Fossia* Volynkin, Ivanova & Huang, 2019

***Fossia melanandra* (Cerny, 2009)**

The species *Fossia melanandra* (Cerny, 2009) earlier known from Thailand has been reported for the first time from India based on a collection made from Valmiki Tiger Reserve, Bihar India. This specimen was deposited in the National Zoological Collection, Gangetic Plains Regional Centre, Zoological Survey of India. It has been published by Jalil Ahmed, S.K. Shah, Purnendu Mishra, Rahul Joshi and Navneet Singh in the journal: *Rec. zool. Surv. India*: **123**(1)/13-20, 2023.



Fossia melanandra (Cerny, 2009)

Genus: *Haritalopha* Hampson, 1895

***Haritalopha bipaticolor* Hampson, 1895**

The species *Haritalopha bipaticolor* Hampson, 1895 earlier known from Nepal, Bhutan, Taiwan, Thailand has been reported for the first time from India based on a collection made from Himachal Pradesh India. This specimen was deposited in the National Zoological Collection, Zoological Survey of India. It has been published by Jalil Ahmed, Rahul Joshi and Navneet Singh in the journal: *SHILAP Revista de lepidopterología*, **51**(204): 729-732, 2023.



Haritalopha bipaticolor Hampson, 1895

Genus: *Miltochrista* Moore, (1860)

***Miltochrista roseogrisea* (Rothschild, 1913)**

The species *Miltochrista roseogrisea* (Rothschild, 1913) earlier known from South Myanmar has been reported for the first time from India based on a collection made from Valmiki Tiger Reserve, Bihar India. This specimen was deposited in the National Zoological Collection, Gangetic Plains Regional Centre, Zoological Survey of India. It has been published by Jalil Ahmed, S.K. Shah, Purnendu Mishra, Rahul Joshi and Navneet Singh in the journal: *Rec. zool. Surv. India*: **123**(1)/13-20, 2023.



Miltochrista roseogrisea (Rothschild, 1913)

Genus: *Numenes* Walker



Numenes grisa Chao, 1983

Numenes grisa Chao, 1983

The species *Numenes grisa* Chao, 1983 earlier known from China, Laos and Thailand has been reported for the first time from India based on a collection made from Mizoram, India. It has been published by H. Sankararaman and Alka Vaidya in the journal: *International Journal of Tropical Insect Science*: doi: 10.1007/s42690-023-01098-0, 2023.

Genus: *Spilosoma* Curtis, 1825

Spilosoma howqua Moore, 1877

The species *Spilosoma Howqua* Moore, 1877 earlier known from Myanmar, China, Thailand, Vietnam has been reported for the first time from India based on a collection made from Valmiki Tiger Reserve, Bihar India. This specimen was deposited in the National Zoological Collection, Gangetic Plains Regional Centre, Zoological Survey of India. It has been published by Jalil Ahmed, S.K. Shah, Purnendu Mishra, Rahul Joshi and Navneet Singh in the journal: *Rec. zool. Surv. India*: **123**(1)/13-20, 2023.



Spilosoma howqua Moore, 1877

Genus: *Tatargina* Butler, 1877



Tatargina (Tatargina) picta (Walker, [1865] 1864)

Tatargina (Tatargina) picta (Walker, [1865] 1864)

The species *Tatargina (Tatargina) picta* (Walker, [1865] 1864) earlier known from Cambodia, China, Taiwan, Japan (Ryukyu Is.), Myanmar, Vietnam, Thailand has been reported for the first time from India based on a collection made from Mizoram and Nagaland India. This specimen was deposited in the Lepidoptera Section of the Zoological Survey of India, Kolkata, India. It has been published by Harsimranjeet Singh, Jagbir Singh Kirti and Navneet Singh in the journal: *Rec. zool. Surv. India*: **123**(3)/261-264, 2023.

Family: EUTELIIDAE

Genus: *Paectes* Hübner, 1818



Paectes psaliphora Hampson, 1912

***Paectes psaliphora* Hampson, 1912**

The species *Paectes psaliphora* Hampson, 1912 earlier known from Sundaland, Sulawesi, New Guinea to Solomons has been reported for the first time from India based on a collection made from Andaman & Nicobar Islands, India. This specimen was deposited in the National Zoological Collection of Zoological Survey of India - Andaman and Nicobar Regional Centre. It has been published by B.S. Kumar Rao and C. Sivaperuman in the journal: *SHILAP Revista de lepidopterología*, <https://doi.org/10.57065/shilap.274>

Family: GEOMETRIDAE

Genus: *Amraica* Moore, 1888

***Amraica solivagaria* (Walker, 1866)**

The species *Amraica solivagaria* (Walker, 1866) earlier known from China (Yunnan), Thailand, Philippines, Malaysia, Brunei, Indonesia has been reported for the first time from India based on a collection made from Andaman & Nicobar Islands, India. This specimen was deposited in the National Zoological Collection of Zoological Survey of India - Andaman and Nicobar Regional Centre. It has been published by B.S. Kumar Rao and C. Sivaperuman in the journal: *SHILAP Revista de lepidopterología*, <https://doi.org/10.57065/shilap.274>



Amraica solivagaria (Walker, 1866)

Genus: *Pingasa* Moore, 1887



Pingasa chloroides Galsworthy, 1998

***Pingasa chloroides* Galsworthy, 1998**

The species *Pingasa chloroides* Galsworthy, 1998 earlier known from Hong Kong and China has been reported for the first time from India based on a collection made from Valmiki Tiger Reserve, Bihar India. This specimen was deposited in the National Zoological Collection, Gangetic Plains Regional Centre, Zoological Survey of India. It has been published by Jalil Ahmed, S.K. Shah, Purnendu Mishra, Rahul Joshi and Navneet Singh in the journal: *Rec. zool. Surv. India*: **123**(1)/13-20, 2023.

Genus: *Probithia* Warren, 1894



Probithia imprimata (Walker, 1861)

Probithia imprimata (Walker, 1861)

The species *Probithia imprimata* (Walker, 1861) earlier known from Borneo, Peninsular Malaysia, Sumatra has been reported for the first time from India based on a collection made from Andaman & Nicobar Islands, India. This specimen was deposited in the National Zoological Collection of Zoological Survey of India - Andaman and Nicobar Regional Centre. It has been published by B.S. Kumar Rao and C. Sivaperuman in the journal: *SHILAP Revista de lepidopterología*, <https://doi.org/10.57065/shilap.274>

Genus: *Ruttellerona* Warren, 1894

Ruttellerona pseudocessaria Holloway, 1994

The species *Ruttellerona pseudocessaria* Holloway, 1994 earlier known from Oriental tropics east to Seram, Taiwan, Srilanka has been reported for the first time from India based on a collection made from Andaman & Nicobar Islands, India. This specimen was deposited in the National Zoological Collection of Zoological Survey of India - Andaman and Nicobar Regional Centre. It has been published by B.S. Kumar Rao and C. Sivaperuman in the journal: *SHILAP Revista de lepidopterología*, <https://doi.org/10.57065/shilap.274>.



Ruttellerona pseudocessaria Holloway, 1994

Genus: *Spaniocentra* Prout, 1912



Spaniocentra kuniyukii Yazaki, 1994

Spaniocentra kuniyukii Yazaki, 1994

The species *Spaniocentra kuniyukii* Yazaki, 1994 earlier known from Hong Kong, China, Nepal has been reported for the first time from India based on a collection made from Valmiki Tiger Reserve, Bihar India. This specimen was deposited in the National Zoological Collection, Gangetic Plains Regional Centre, Zoological Survey of India. It has been published by Jalil Ahmed, S.K. Shah, Purnendu Mishra, Rahul Joshi and Navneet Singh in the journal: *Rec. zool. Surv. India*: **123**(1)/13-20, 2023.

Family: LASIOCAMPIDAE

Genus: *Odontocraspis* Swinhoe, 1894



Odontocraspis collieri Zolotuhin & Witt, 2000

***Odontocraspis collieri* Zolotuhin & Witt, 2000**

The species *Odontocraspis collieri* Zolotuhin & Witt, 2000 earlier known from Northern Vietnam, northern Thailand, southern China has been reported for the first time from India based on a collection made from Arunachal Pradesh, India. This specimen was deposited in the MWM. It has been published by Rahul Joshi, Navneet Singh and Jalil Ahmad, in the journal: *Zootaxa*, **5228**(5): 547–583, 2023.

Genus: *Streblote* Hübner, [1820] 1816

***Streblote alpherakyi* (Christoph, 1885)**

The species *Streblote alpherakyi* (Christoph, 1885) earlier known from Iran, Afganistan has been reported for the first time from India based on a collection made from Hazaribagh Wildlife Sanctuary, Jharkhand, India. This specimen was deposited in the NHMUK. It has been published by Rahul Joshi, Navneet Singh and Jalil Ahmad, in the journal: *Zootaxa*, **5228**(5): 547–583, 2023.



Streblote alpherakyi (Christoph, 1885)

Family: LIMACODIDAE

Genus: *Miresa* Walker, 1855



Miresa argentifera Walker 1855

***Miresa argentifera* Walker, 1855**

The species *Miresa argentifera* Walker 1855 is earlier known from Ceylon reported for the first time in India based on a collection made from Kerala and Karnataka (Western Ghat), India. The collections were deposited in the Insect Museum, Department of Zoology & Environmental Sciences, Punjabi University, Patiala. The paper was published by Amit Katewa and P.C. Pathania in the journal: *Indian Journal of Ecology*, **50**(1): 175–181, 2023.

Family: NOCTUIDAE

Genus: *Agrochola* Hübner. Verz. bek. Schmett



Agrochola magarorum Benedek et al., 2013

Agrochola magarorum Benedek, Babics & Saldaitis, 2013

The species *Agrochola magarorum* Benedek, Babics & Saldaitis, 2013 earlier known from Nepal has been reported for the first time from India based on a collection made from Darjeeling, West Bengal, India. This specimen was deposited in the National Zoological Collections of Zoological Survey of India (NZCZSI). It has been published by Jalil Ahmad, Navneet Singh and Rahul Joshi in the journal: *Rec. zool. Surv. India*: 123(2)/139-142, 2023.

Genus: *Corgatha* Walker, 1859

Corgatha tornalis Wileman, 1915

The species *Corgatha tornalis* Wileman, 1915 earlier known from Thailand, Malaysia, Borneo, Taiwan has been reported for the first time from India based on a collection made from Valmiki Tiger Reserve, Bihar India. This specimen was deposited in the National Zoological Collection, Gangetic Plains Regional Centre, Zoological Survey of India. It has been published by Jalil Ahmed, S.K. Shah, Purnendu Mishra, Rahul Joshi and Navneet Singh in the journal: *Rec. zool. Surv. India*: 123(1)/13-20, 2023.



Corgatha tornalis Wileman, 1915

Genus: *Hemiglaea* Sugi Tyô to Ga



Hemiglaea mirabilis Hreblay & Ronkay, 1998

Hemiglaea mirabilis Hreblay & Ronkay, 1998

The species *Hemiglaea mirabilis* Hreblay & Ronkay, 1998 earlier known from Nepal has been reported for the first time from India based on a collection made from Darjeeling, West Bengal, India. This specimen was deposited in the National Zoological Collections of Zoological Survey of India (NZCZSI). It has been published by Jalil Ahmad, Navneet Singh and Rahul Joshi in the journal: *Rec. zool. Surv. India*: 123(2)/139-142, 2023.

Genus: *Lambia* Walker, 1863



Lambia lyricalis Holloway, 1989

Lambia lyricalis Holloway, 1989

The species *Lambia lyricalis* Holloway, 1989 earlier known from Malaysia, Sumatra, Borneo has been reported for the first time from India based on a collection made from Andaman & Nicobar Islands, India. This specimen was deposited in the National Zoological Collection of Zoological Survey of India - Andaman and Nicobar Regional Centre. It has been published by B.S. Kumar Rao and C. Sivaperuman in the journal: *SHILAP Revista de lepidopterología*, <https://doi.org/10.57065/shilap.274>.

Genus: *Oruza* Walker, 1861

Oruza crocodeta (Turner, 1903)

The species *Oruza crocodeta* (Turner, 1903) earlier known from Hong Kong, Australia has been reported for the first time from India based on a collection made from Valmiki Tiger Reserve, Bihar India. This specimen was deposited in the National Zoological Collection, Gangetic Plains Regional Centre, Zoological Survey of India. It has been published by Jalil Ahmed, S.K. Shah, Purnendu Mishra, Rahul Joshi and Navneet Singh in the journal: *Rec. zool. Surv. India*: **123**(1)/13-20, 2023.



Oruza crocodeta (Turner, 1903)

Family: NOLIDAE

Genus: *Xenochroa* Felder, 1874



Xenochroa fulvescens (Warren, 1912)

Xenochroa fulvescens (Warren, 1912)

The species *Xenochroa fulvescens* (Warren, 1912) earlier known from Thailand, Borneo, Malaysia, Indonesia has been reported for the first time from India based on a collection made from Valmiki Tiger Reserve, Bihar India. This specimen was deposited in the National Zoological Collection, Gangetic Plains Regional Centre, Zoological Survey of India. It has been published by Jalil Ahmed, S.K. Shah, Purnendu Mishra, Rahul Joshi and Navneet Singh in the journal: *Rec. zool. Surv. India*: **123**(1)/13-20, 2023.

Family: NOTODONTIDAE

Genus: *Phalera* Hübner, [1819]



Phalera sundana Holloway, 1982

Phalera sundana Holloway, 1982

The species *Phalera sundana* Holloway, 1982 earlier known from Malaya, Sumatra, Java, Bali, Borneo, Mindanao has been reported for the first time from India based on a collection made from Andaman & Nicobar Islands, India. This specimen was deposited in the National Zoological Collection of Zoological Survey of India - Andaman and Nicobar Regional Centre. It has been published by B.S. Kumar Rao and C. Sivaperuman in the journal: *SHILAP Revista de lepidopterología*, <https://doi.org/10.57065/shilap.274>

Family: PYRALIDAE

Genus: *Endotricha* Zeller, 1847

Endotricha dumalis Wang & Li, 2005

The species *Endotricha dumalis* Wang & Li, 2005 earlier known from China has been reported for the first time from India based on a collection made from Sikkim and Mizoram, India. It has been published by Jalil Ahmed, S.K. Shah, Purnendu Mishra, Rahul Joshi and Navneet Singh in the journal: *Zootaxa*, **5323**(1): 56-70, 2023.



Endotricha dumalis Wang & Li, 2005

Endotricha valentis Kirpichnikova, 2003

The species *Endotricha valentis* Kirpichnikova, 2003 earlier known from Russia has been reported for the first time from India based on a collection made from Sikkim, Andaman, Kerala, West Bengal, Tamil Nadu, India. It has been published by Jalil Ahmed, S.K. Shah, Purnendu Mishra, Rahul Joshi and Navneet Singh in the journal: *Zootaxa*, **5323**(1): 56-70, 2023.



Endotricha valentis Kirpichnikova, 2003

Genus: *Pyralis* Linnaeus, 1758



Pyralis farinalis Linnaeus, 1758

***Pyralis farinalis* Linnaeus, 1758**

The species *Pyralis farinalis* Linnaeus, 1758 earlier known from Maryland, USA has been reported for the first time from India based on a collection made from Tehsil Herman, district of Shopian in Kashmir valley, which is situated at the foothills of Pir Panjal Mountain range-Northwestern Himalayas, India. It has been published by Muzafar Riyaz and Savarimuthu Ignacimuthu in the journal: *SHILAP Revista de lepidopterología*, **51**(204): 629–634, 2023.

Family: SPHINGIDAE

Genus: *Theretra* Hubner, 1819

***Theretra rhesus* (Boisduval, 1875)**

The species *Theretra rhesus* (Boisduval, 1875) is earlier known from Sumatra, Borneo, Solomans has been reported for the first time from India based on a collection made from Valmiki Tiger Reserve, Bihar India. This specimen was deposited in the National Zoological Collection, Gangetic Plains Regional Centre, Zoological Survey of India. It has been published by Jalil Ahmed, S.K. Shah, Purnendu Mishra, Rahul Joshi and Navneet Singh in the journal: *Rec. zool. Surv. India*: **123**(1)/13–20, 2023.



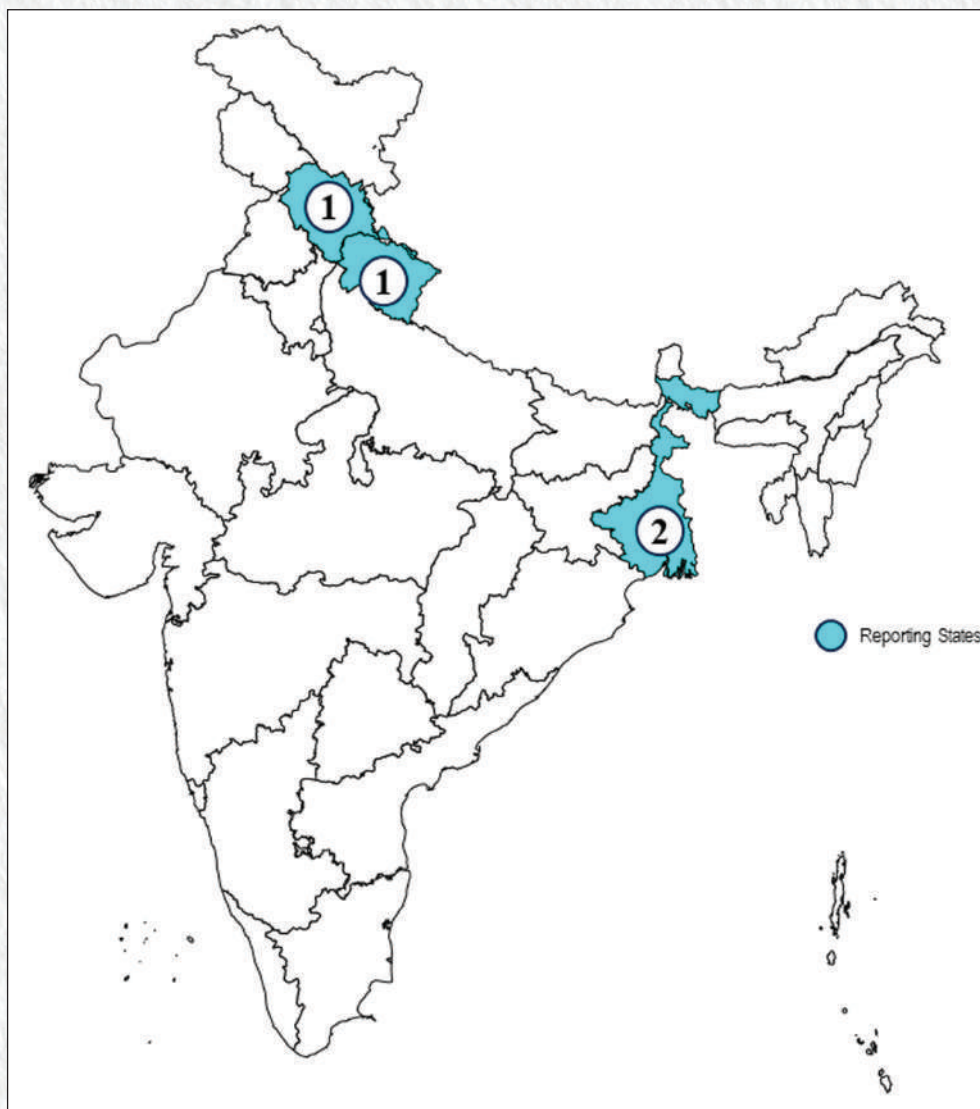
Theretra rhesus (Boisduval, 1875)

4.5.3

TRICHOPTERA

NEW SPECIES

NEW RECORDS



A total of 4 species of Trichoptera have been recorded for the first time from India: Himachal Pradesh (1), Uttarakhand (1) and West Bengal (2).

Phylum: ARTHROPODA

Class: INSECTA

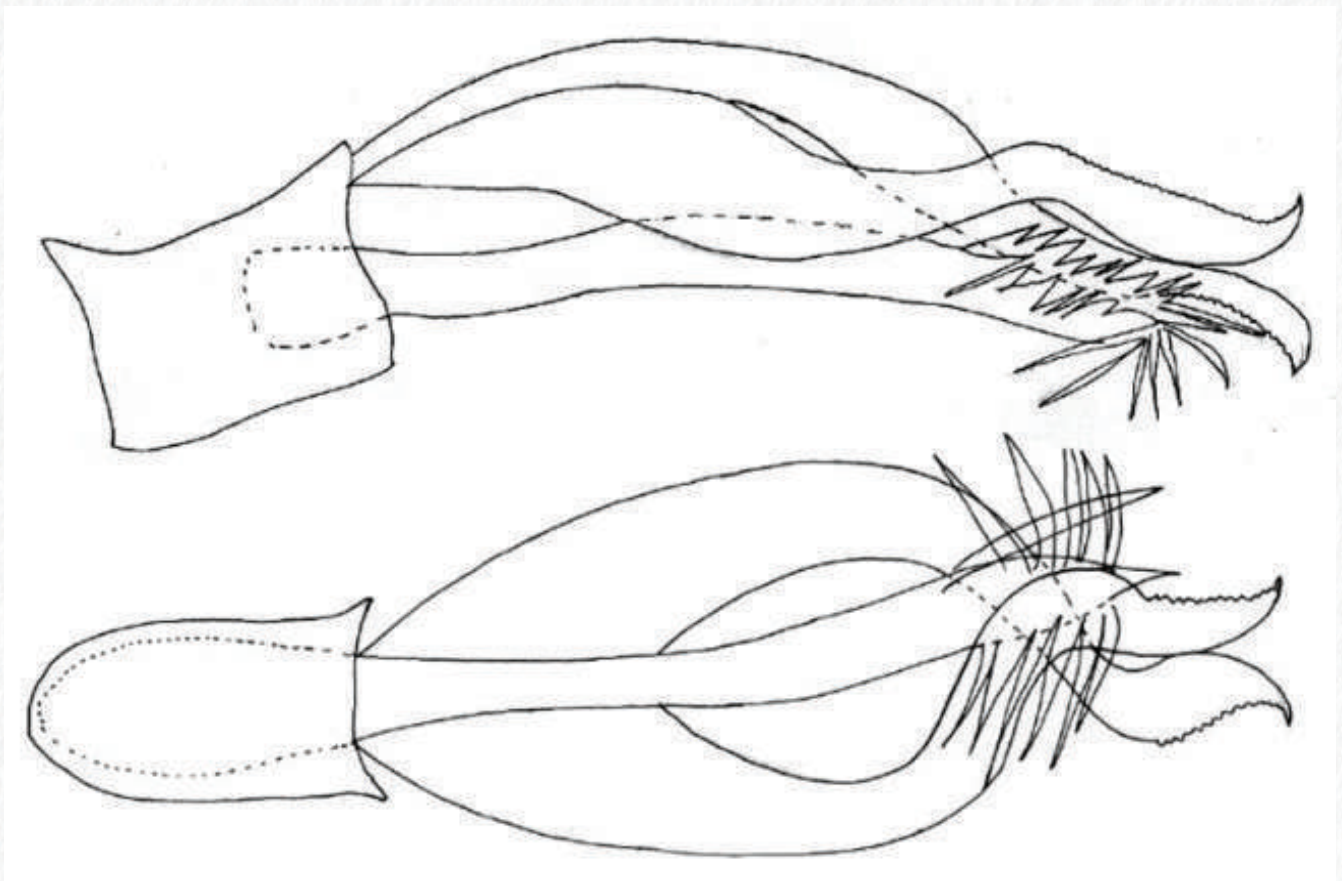
Order: TRICHOPTERA

Family: APATANIIDAE

Genus: *Apatania* Kolenati, 1848

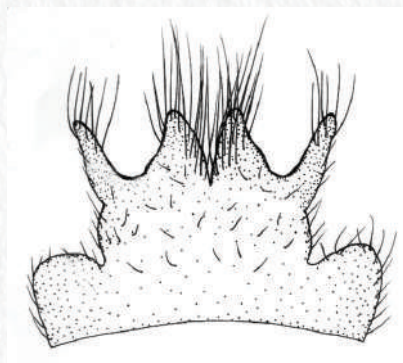
***Apatania aison* Malicky, 1997**

The species *Apatania aison* Malicky, 1997 earlier known from Nepal, has been reported for the first time from India based on a collection made from West Bengal, India. This specimen was deposited in the National Zoological Collection, Zoological Survey of India, Kolkata (NZC). It has been published by Manpreet Singh Pandher in the journal: *Rec. zool. Surv. India*: **123**(2)/135-137, 2023.



Apatania aison Malicky, 1997

Family: LEPIDOSTOMATIDAE
Genus: *Lepidostoma* Rambur, 1842




Lepidostoma bufiel Malicky, 2017

Lepidostoma bufiel Malicky, 2017

The species *Lepidostoma bufiel* Malicky, 2017 earlier known from Nepal, has been reported for the first time from India based on a collection made from West Bengal, India. This specimen was deposited in the National Zoological Collection, Zoological Survey of India, Kolkata (NZC). It has been published by Manpreet Singh Pandher in the journal: *Rec. zool. Surv. India*: **123**(3)/271-273, 2023.

Lepidostoma diespiter (Malicky & Sangpradub, 2001)

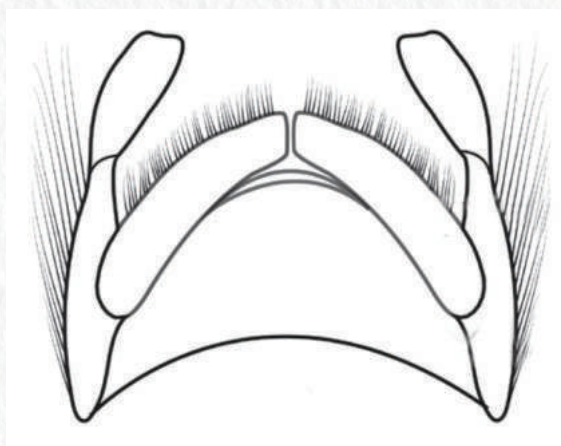
The species *Lepidostoma diespiter* (Malicky & Sangpradub, 2001) earlier known from Thailand, has been reported for the first time from India based on a collection made from Himachal Pradesh, India. It has been published by Zahid Hussain, Aquib Majeed, Tabraq Ali and Sajad H. Parey in the journal: *Contributions to Entomology*, **73**(2): 201–208, 2023.



Lepidostoma diespiter (Malicky & Sangpradub, 2001)

Lepidostoma kamba (Mosely, 1939)

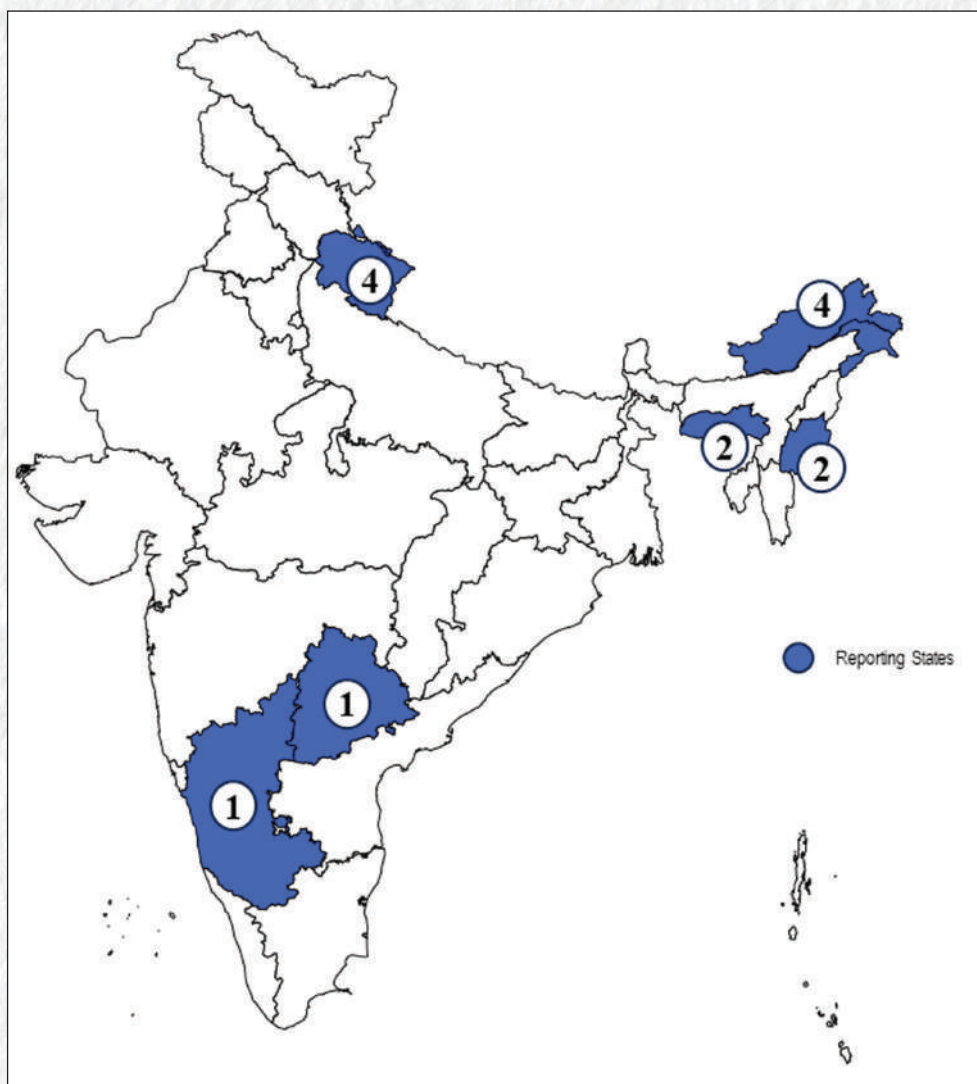
The species *Lepidostoma kamba* (Mosely, 1939) earlier known from Burma, has been reported for the first time from India based on a collection made from Uttarakhand, India. It has been published by Zahid Hussain, Aquib Majeed, Tabraq Ali and Sajad H. Parey in the journal: *Contributions to Entomology*, **73**(2): 201–208, 2023.



Lepidostoma kamba (Mosely, 1939)

4.5.4

COLEOPTERA



A total of 14 species of Coleoptera have been recorded from India for the first time: Arunachal Pradesh (4), Karnataka (1), Manipur (2), Meghalaya (2), Telangana (1) and Uttarakhand (4).

Phylum: ARTHROPODA
Class: INSECTA
Order: COLEOPTERA
Family: COCCINELLIDAE
Genus: *Afissa* Dieke, 1947



Afissa langpingensis (Zeng & Yang, 1996)

Afissa langpingensis (Zeng & Yang, 1996)

The species *Afissa langpingensis* (Zeng & Yang, 1996) earlier known from China has been reported for the first time from India based on a collection made from Anjaw, Arunachal Pradesh, India. This specimen was deposited in the National Zoological Collections of Zoological Survey of India (NZCZSI). It has been published by Priyanka Das, Dhriti Banerjee and Devanshu Gupta in the journal: *Rec. zool. Surv. India*: **123**(iS2)/01-15, 2023.

Genus: *Coelophora* Mulsant, 1850

Coelophora lushuiensis (Jing, 1992)

The species *Coelophora lushuiensis* (Jing, 1992) earlier known from Laos, China; Taiwan has been reported for the first time from India based on a collection made from Urkhul, Manipur, India. This specimen was deposited in the National Pusa Collection, Indian Agricultural Research Institute, New Delhi, India. It has been published by J. Poorani in the journal: *Zootaxa*, **5332**(1): 1-307, 2023.



Coelophora lushuiensis (Jing, 1992)

Genus: *Jauravia* Motschulsky, 1858



Jauravia albidula Motschulsky, 1866


Jauravia albidula Motschulsky, 1866

The species *Jauravia albidula* Motschulsky, 1866 earlier known from Srilanka has been reported for the first time from India based on a collection made from Nagarkurnool, Telengana, India. This specimen was deposited in the National Zoological Collections of Zoological Survey of India (NZCZSI). It has been published by Priyanka Das, Dhriti Banerjee and Devanshu Gupta in the journal: *Rec. zool. Surv. India*: **123**(iS2)/01-15, 2023.

Genus: *Telsimia* Casey, 1899

***Telsimia sichuanensis* Pang & Mao, 1979**

The species *Telsimia sichuanensis* Pang & Mao, 1979 is earlier known from China has been reported for the first time from India based on a collection made from Manipur, India. It has been published by J. Poorani and R. Thanigairaj in the journal: *Zootaxa*, **5352**(3): 358–380, 2023.



Telsimia sichuanensis Pang & Mao, 1979

Family: SCARABAEIDAE

Genus: *Melolontha* Fabricius, 1775

***Melolontha chinensis* Guérin-Ménéville, 1838**

The species *Melolontha chinensis* Guérin-Ménéville, 1838 earlier known from China and Vietnam has been reported for the first time from India based on a collection made from Arunachal Pradesh, India. It has been published by Devanshu Gupta, Denis Keith, Debika Bhunia, Priyanka Das, Joyjit Ghosh and Kailash Chandra in the journal: *Zootaxa*, **5263**(2): 191–216, 2023.



Melolontha chinensis Guérin-Ménéville, 1838

Genus: *Panotrogus* Reitter, 1902

***Panotrogus expansus* Keith, 2003**

The species *Panotrogus expansus* Keith, 2003 earlier known from Pakistan has been reported for the first time from India based on a collection made from Uttarakhand, India. It has been published by Mayank Kumar, Ajay Kumar Pandey and Denis Keith in the journal: *J. Entomol. Res. Soc.*, **25**(2): 363–370, 2023.



Panotrogus expansus Keith, 2003

***Panotrogus pakistanus* Keith, 2002**

The species *Panotrogus pakistanus* Keith, 2002 earlier known from Pakistan has been reported for the first time from India based on a collection made from Uttarakhand, India. It has been published by Mayank Kumar, Ajay Kumar Pandey and Denis Keith in the journal: *J. Entomol. Res. Soc.*, **25**(2): 363–370, 2023.



Panotrogus pakistanus Keith, 2002

Genus: *Pseudopanotrogus* Petrovitz, 1969



Pseudopanotrogus extrarius Keith, 2005

Pseudopanotrogus extrarius Keith, 2005

The species *Pseudopanotrogus extrarius* Keith, 2005 earlier known from Nepal has been reported for the first time from India based on a collection made from Uttarakhand, India. It has been published by Mayank Kumar, Ajay Kumar Pandey and Denis Keith in the journal: *J. Entomol. Res. Soc.*, 25(2): 363-370, 2023.

Family: STAPHYLINIDAE

Genus: *Paraphloeostiba* Steel, 1960

Paraphloeostiba apicalis (Cameron, 1925)

The species *Paraphloeostiba apicalis* (Cameron, 1925) is earlier known from Indonesia and Phillipines has been reported for the first time from India based on a collection made from Arunachal Pradesh, India. It has been published by Alexey V. Shavrin in the journal: *Zootaxa*, 5301(4): 486–500, 2023.



Paraphloeostiba apicalis (Cameron, 1925)

Family: STENOCHIDAE

Genus: *Catapiestus* Perty, 1831



Catapiestus clavipes Lang & Ren, 2009

Catapiestus clavipes Lang and Ren, 2009

The species *Catapiestus clavipes* Lang and Ren, 2009 earlier known from China: Hainan has been reported for the first time from India based on a collection made from Khasi hills, Meghalaya, India. This specimen was deposited in the North Eastern Regional Centre, Shillong. It has been published by V D Hegde, P Burathoki and S Yadav in the journal: *International Journal of Entomology Research*, 8(4): 54-57, 2023.

Family: TAPHYLINIDAE

Genus: *Amphichroum*

***Amphichroum telnovi* Shavrin, 2021**

The species *Amphichroum telnovi* Shavrin, 2021 is earlier known from Nepal has been reported for the first time from India based on a collection made from Uttarakhand, India. It has been published by Alexey V. Shavrin in the journal: *Zootaxa*, **5319** (4): 524–536, 2023.



Amphichroum telnovi Shavrin, 2021

Family: TENEBRIONIDAE

Genus: *Boletoxenus* Motschulsky, 1858

***Boletoxenus taprobanae* (Lewis, 1894)**

The species *Boletoxenus taprobanae* (Lewis, 1894) earlier known from Sri Lanka: Southern province has been reported for the first time from India based on a collection made from North Kannada district, Karnataka, India. This specimen was deposited in the Zoological Survey of India, Western Ghat Regional Centre, Kozhikode, Kerala, India (ZSIK). It has been published by T. K. Viswanath and V. D. Hegde in the journal: *Far Eastern Entomologist*, **469**: 26-28, 2023.



Boletoxenus taprobanae (Lewis, 1894)

Genus: *Cerogria* Borchmann, 1911*Cerogria gozmanyi* Merkl, 2007***Cerogria gozmanyi* Merkl, 2007**

The species *Cerogria gozmanyi* Merkl, 2007 earlier known from Sumatra and Peninsula Malaysia has been reported for the first time from India based on a collection made from Khasi hills, Meghalaya, India. This specimen was deposited in the North Eastern Regional Centre, Shillong. It has been published by V D Hegde, P Burathoki and S Yadav in the journal: *International Journal of Entomology Research*:8, (4), 54-57, 2023.

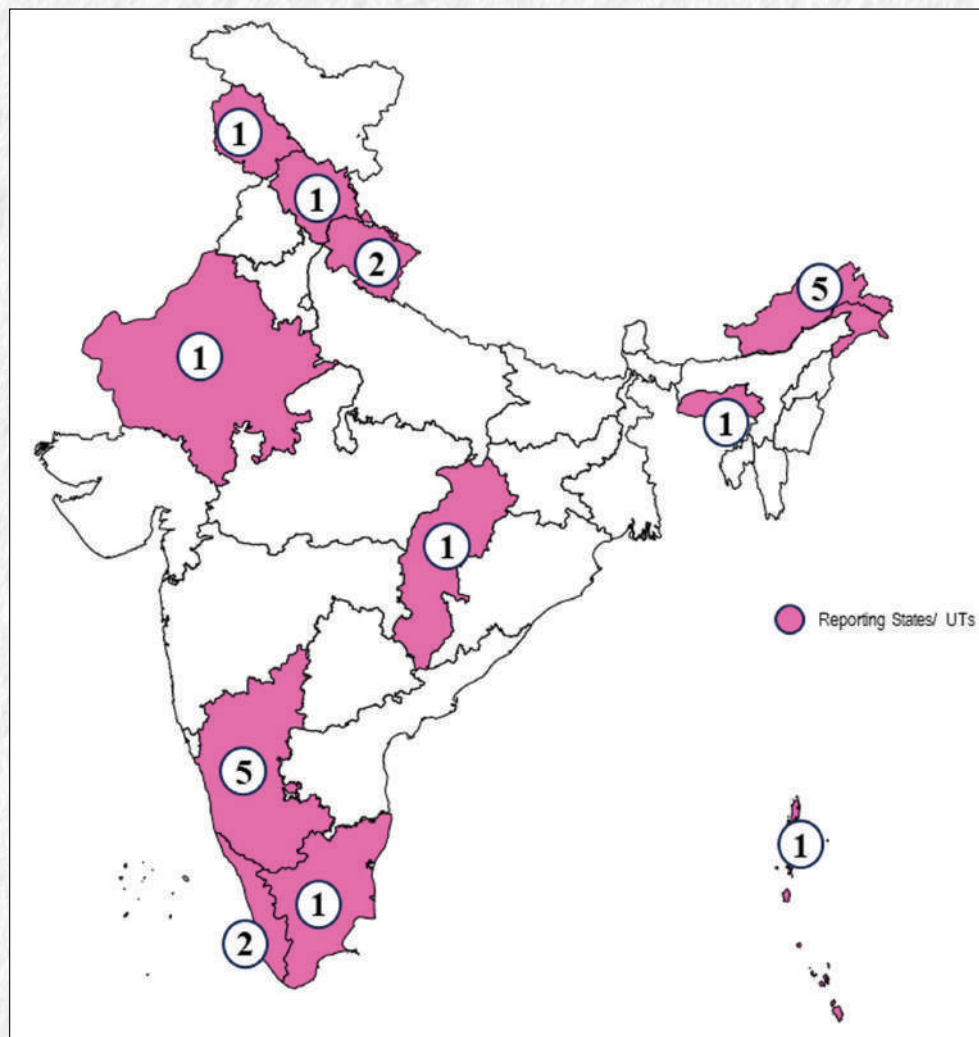
Genus: *Cteniopinus* Seidlitz, 1896***Cteniopinus milkyskai* Novak, 2019**

The species *Cteniopinus milkyskai* Novak, 2019 earlier known from China: Yunnan has been reported for the first time from India based on a collection made from Arunachal Pradesh, India. This specimen was deposited in the North Eastern Regional Centre, Shillong. It has been published by V D Hegde, P Burathoki and S Yadav in the journal: *International Journal of Entomology Research*: 8(4): 54-57, 2023.

*Cteniopinus milkyskai* Novak, 2019

4.5.5

HYMENOPTERA



This year a total of 21 species of hymenoptera have been recorded for the first time from India: Andaman and Nicobar Islands (1), Arunachal Pradesh (5), Chhattisgarh (1), Himachal Pradesh (1), Jammu and Kashmir (1), Karnataka (5), Kerala (2), Meghalaya (1), Rajasthan (1), Tamil Nadu (1) and Uttarakhand (2).

Phylum: ARTHROPODA
Class: INSECTA
Order: HYMENOPTERA
Family: APOIDEA
Genus: *Ceratina* Latreille, 1802



Ceratina (ceratinidia) bryanti Cockerell, 1919

***Ceratina (ceratinidia) bryanti* Cockerell, 1919**

The species *Ceratina (ceratinidia) bryanti* Cockerell, 1919 is so far reported from Nepal, southern Thailand, Malaysia and Indonesian Islands like Bali, Java and Sumatra has been reported for the first time from India based on a collection made from Arunachal Pradesh, India. The specimen deposited in the National Zoological Collection, Western Ghat Regional Centre, Zoological Survey of India. It has been published by Dibyajyoti Ghosh, T. Jobiraj, P.G. Kumar and K. A. Subhramanian in the journal: *J. Insect. Biodivers. Syst.*, 09(1): 139-154, 2023.

Family: APHELINIDAE
Genus: *Encarsia* Forster

***Encarsia cubensis* Gahan (1931)**

The species *Encarsia cubensis* Gahan (1931) is so far reported from U.S.A, Carribean and Brazil has been reported for the first time from India based on a collection made from Karnataka, India. It has been published by K. Selvaraj, A. Rameshkumar, B.V. Sumalatha, H.D. Swathi, S. Sardar and S.I. Kazmi in the journal: *Phytoparasitica*, 51(2): 255-261, 2023.



Encarsia cubensis Gahan (1931)

Family: BRACONIDAE**Genus:** *Euurobracon* Ashmead, 1900***Euurobracon cephalotes cephalotes* (Smith, 1858)**

The species *Euurobracon cephalotes cephalotes* (Smith, 1858) is so far reported from China has been reported for the first time from India based on a collection made from Andaman & Nicobar Islands, India. The specimen deposited in National Zoological Collection, Kolkata. It has been published by Ishtiaq Ahmed and S.I. Kazmi in the journal: *J. Insect. Biodivers. Syst.*, **09**(1): 39-47, 2023.

*Euurobracon cephalotes cephalotes* (Smith, 1858)**Genus:** *Xynobius* Foerster, 1863***Xynobius chrysops* Wu et al., 2018**

The species *Xynobius chrysops* Wu et al., 2018 is so far reported from Vietnam has been reported for the first time from India based on a collection made from Karnatak, India. The specimen deposited in National Insect Museum (NIM) of ICAR-National Bureau of Agricultural Insect Resources (ICAR-NBAIR), Bengaluru, India. It has been published by Ankita Gupta, Cornelis Van Achterberg, Rohit Pattar and Hemanth Kumar H.M in the journal: *Zootaxa*, **5319**(4): 582–588, 2023.

*Xynobius chrysops* Wu et al., 2018**Family:** CHALCIDIDAE**Genus:** *Acmopolynema* Ogloblin, 1946***Acmopolynema dilemma* Triapitsyn & Berezovskiy, 2007**

The species *Acmopolynema dilemma* Triapitsyn and Berezovskiy is so far reported from China, Hainan Island, Tien Fong Mountains (BMNH). has been reported for the first time from India based on a collection made from Pantnagar, Uttarakhand, India. All the specimens are deposited at the Insect Collections Department of Zoology, Aligarh Muslim University, Aligarh, Uttar Pradesh, India. It has been published by P. T. Anwar, S. B. Zeya, S. U. Usman, F. R. Khan, M. Mahamood, F. Zahir and S. S. Alhewairini in the journal: *The European Zoological Journal*, **90**(1): 156-166, 2023.

*Acmopolynema dilemma* Triapitsyn & Berezovskiy, 2007

Family: CRABRONIDAE

Genus: *Vechtia* Pate, 1944

Vechtia rugosa (F. Smith, 1858)

The species *Vechtia rugosa* (F. Smith, 1858) is so far reported from Brunei, Cambodia, Indonesia, Laos, Malaysia, Myanmar, New Guinea, Philippines, Singapore, Thailand (Pulawski, 2023) has been reported for the first time from India based on a collection made from Karnataka, India. The specimen deposited in the National Zoological Collection, Western Ghat Regional Centre, Kozhikode, India, Kolkata. It has been published by Puthuvayi Girish Kumar, Raveendran K.P. Hanima, Sreedharan Amal and Vishwanath D. Hegde in the journal: *J. Insect. Biodivers. Syst.*, **09**(4): 687-693, 2023.



Vechtia rugosa (F. Smith, 1858)

Family: EMBOLEMIDAE

Genus: *Ampulicomorpha*
Ashmead, 1893

Ampulicomorpha nepalensis Olmi, 1997

The species *Ampulicomorpha nepalensis* Olmi, 1997 is so far reported from Nepal, Vietnam and Tajikistan has been reported for the first time from India based on a collection made from Jammu and Kashmir, India. All the specimens are deposited at CNC and CUZM. It has been published by Deen Mohd Bhat, Amir Maqbool, Aijaz Ahmad Wachkoo and Massimo Olmi in the journal: *Integrative Systematics*, **6**(2): 121-125, 2023.



Ampulicomorpha nepalensis Olmi, 1997

Family: FORMICIDAE

Genus: *Camponotus* Mayr, 1861



Camponotus habereri Forel, 1911

Camponotus habereri Forel, 1911

The species *Camponotus habereri* Forel, 1911 is so far reported from Japan and Taiwan has been reported for the first time from India based on a collection made from Arunachal Pradesh, India. All the specimens are deposited at PUAC. It has been published Tarun Dhadwal and Himender Bharti in the journal: *European Journal of Taxonomy*, **901**: 1-51, 2023.



Camponotus keihittoi Forel, 1913

Camponotus keihittoi Forel, 1913

The species *Camponotus keihittoi* Forel, 1913 is so far reported from Japan and China has been reported for the first time from India based on a collection made from Uttarakhand, India. All the specimens are deposited at PUAC. It has been published Tarun Dhadwal and Himender Bharti in the journal: *European Journal of Taxonomy*, **901**: 1–51, 2023.

Camponotus quadrinotatus Forel, 1886

The species *Camponotus quadrinotatus* Forel, 1886 is so far reported from China, Democratic People's Republic of Korea, Japan, Republic of Korea and Russian Federation has been reported for the first time from India based on a collection made from Himachal Pradesh, India. All the specimens are deposited at PUAC. It has been published Tarun Dhadwal and Himender Bharti in the journal: *European Journal of Taxonomy*, **901**: 1–51, 2023.



Camponotus quadrinotatus Forel, 1886



Camponotus simoni Emery, 1893

Camponotus simoni Emery, 1893

The species *Camponotus simoni* Emery, 1893 is so far reported from Srilanka has been reported for the first time from India based on a collection made from Kerala, India. All the specimens are deposited at PUAC. It has been published Tarun Dhadwal and Himender Bharti in the journal: *European Journal of Taxonomy*, **901**: 1–51, 2023.

Genus: *Stigmatomma* Roger, 1859

Stigmatomma amblyops Karavaiev, 1935

The species *Stigmatomma amblyops* Karavaiev, 1935 is so far reported from Vietnam and China has been reported for the first time from India based on a collection made from Arunachal Pradesh, India. The specimen deposited in the ant collection of ATREE Insect Museum, Bangalore, India (AIMB). It has been published by Ramakrishnaiah Sahanashree, Aswaj Punmath, Aniruddha Marathe and Priyadarsanan Dharma Rajan in the journal: *Sociobiology*, **70**(4): e9315, 2023.



Stigmatomma amblyops Karavaiev, 1935

Genus: *Stigmatomma* Roger, 1859



Stigmatomma luyiae Hsu, et al., 2017

Stigmatomma luyiae Hsu, Esteves, Chou & Lin, 2017

The species *Stigmatomma luyiae* Hsu, Esteves, Chou and Lin, 2017 is so far reported from Taiwan and China has been reported for the first time from India based on a collection made from Arunachal Pradesh, India. The specimen deposited in the ant collection of ATREE Insect Museum, Bangalore, India (AIMB). It has been published by Ramakrishnaiah Sahanashree, Aswaj Punnath, Aniruddha Marathe and Priyadarshan Dharma Rajan in the journal: *Sociobiology*, **70**(4): e9315-e9315, 2023.

Family: MEGACHILIDAE

Genus: *Euaspi* Gerstaecker, 1858

Euaspi polynesia Vachal, 1903

The species *Euaspi Polynesia* Vachal, 1903 is so far reported from Africa and Asia has been reported for the first time from India based on a collection made from Arunachal Pradesh, India. It has been published by Dibyajyoti Ghosh, J. Saini, K. A. Subhramanian and Kailash Chandra in the journal: *National Academy Science Letters*, **46**(3): 193-197, 2023.



Euaspi polynesia Vachal, 1903



Andreimyrmex substriolata (Chen, 1957)

Family: MUTILLIDAE

Genus: *Andreimyrmex* Lelej, 1995

Andreimyrmex substriolata (Chen, 1957)

The species *Andreimyrmex substriolata* (Chen, 1957) is so far reported from China, Japan, Taiwan, Indonesia, Malaysia, Vietnam has been reported for the first time from India based on a collection made from Meghalaya, India. All the specimens are deposited National Zoological Collections at the Western Ghat Regional Centre, Zoological Survey of India, Kozhikode (ZSIK). It has been published by J.B. Terine, Dipanwita Das and Girish Kumar in the journal: *J. Insect Biodivers. Syst.*, **10**(1): 81-89, 2023.

Genus: *Kurzenkotilla* Lelej, 2005



Kurzenkotilla visrara (Cameron, 1898)

***Kurzenkotilla visrara* (Cameron, 1898)**

The species *Kurzenkotilla visrara* (Cameron, 1898) is so far reported from Srilanka has been reported for the first time from India based on a collection made from Rajasthan, Chandigarh, India. The specimen deposited in CSCA and THNHM. It has been published by Arkady S. Lelej, Kevin A. Williams, Joshua B. Terine, Juriya Okayasu, Grishma R. Parikh and Girish P. Kumar in the journal: *Zootaxa*, **5228**(4): 455–476, 2023.

Genus: *Odontomutilla* Ashmead, 1899



Odontomutilla fletcheri Lelej et al., 2020

***Odontomutilla fletcheri* Lelej et al., 2020**

The species *Odontomutilla fletcheri* Lelej et al., 2020 is so far reported from Srilanka has been reported for the first time from India based on a collection made from Chattishgarh, India. All the specimens are deposited National Zoological Collections at the Western Ghat Regional Centre, Zoological Survey of India, Kozhikode (ZSIK). It has been published by J.B. Terine, Dipanwita Das and Girish Kumar in the journal: *J. Insect Biodivers. Syst.*, **10**(1): 81–89, 2023.

Genus: *Spilomutilla* Ashmead, 1903

***Spilomutilla eltola* (Cameron, 1898)**

The species *Spilomutilla eltola* (Cameron, 1898) is so far reported from Srilanka has been reported for the first time from India based on a collection made from Tamil Nadu, India. The specimen deposited at the National Zoological Collections' at the Western Ghat Regional Centre, Zoological Survey of India, Kozhikode (ZSIK). It has been published by Joshua B. Terine and Girish P. Kumar in the journal: *Rec. zool. Surv. India*: **123**(iS2)/01-15, 2023.



Spilomutilla eltola (Cameron, 1898)

Family: MYMARIDAE

Genus: *Schizophragma* Oglobin



Schizophragma mitai Triapitsyn, 2021

Schizophragma mitai Triapitsyn, 2021

The species *Schizophragma mitai* Triapitsyn, 2021 is so far reported from Japan has been reported for the first time from India based on a collection made from Karnataka, India. The specimen deposited in the National Zoological Collection, Zoological Survey of India, Kolkata. It has been published by A. Rameshkumar, N. Anand, S. Sardar and S. I. Kazmi in the journal: *Journal of threatened taxa*, **15**(2): 22752-22756, 2023.

Family: PLATYGASTRIDAE

Genus: *Platygaster* Latreille, 1809

Platygaster achterbergiana Buhl, 2009

The species *Platygaster achterbergiana* Buhl, 2009 is so far reported from Vietnam. has been reported for the first time from India based on a collection made from Kerala, India. The specimen deposited at the Zoological Survey of India, Calicut. It has been published by M. Anjana, K. Rajmohana and U. K. A. Saleem in the journal: *Rec. zool. Surv. India*: **123**(1)/21-26, 2023.



Platygaster achterbergiana Buhl, 2009

Family: SPHECIDAE

Genus: *Chalybion* Dahlbom, 1843



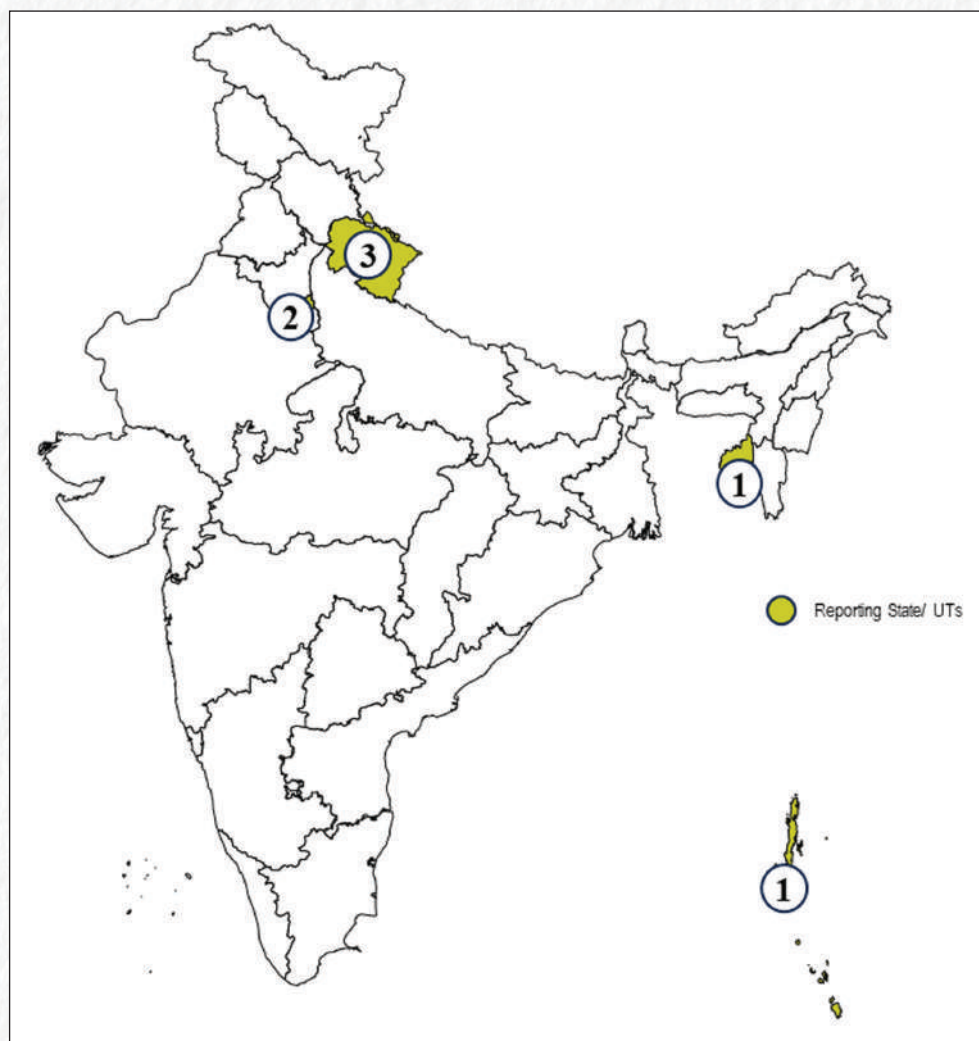
Chalybion gracile Hensen, 1988

Chalybion gracile Hensen, 1988

The species *Chalybion gracile* Hensen, 1988 is so far reported from Srilanka has been reported for the first time from India based on a collection made from Karnataka, India. The specimen deposited in the National Zoological Collection, Kolkata. It has been published by S. Anagha, P.G. Kumar and V.D. Hedge in the journal: *J. Insect. Biodivers. Syst.*, **09**(1): 59-66, 2023.

4.5.6

HEMIPTERA



A total of 7 species of hemiptera have been recorded for the first time from India: Andaman & Nicobar (1), Delhi (2), Tripura (1) and Uttarakhand (3).

Phylum: ARTHROPODA
Class: INSECTA
Order: HEMIPTERA
Family: ALEYRODIDAE
Genus: *Asialeyrodes* Corbett, 1935

Asialeyrodes euphoriae Takahashi, 1942

The species *Asialeyrodes euphoriae* Takahashi, 1942 is so far reported from Thailand has been reported for the first time from India based on a collection made from South Andaman, Andaman & Nicobar Island. The determined slides are deposited in the National Zoological Collection, Zoological Survey of India, Kolkata. The paper was published by Anil Kumar Dubey and Lakshmi Kousalya in the journal: *Rec. zool. Surv. India*: 123(iS2)/01-15, 2023.



Asialeyrodes euphoriae Takahashi, 1942

Family: CICADELLIDAE LATREILLE, 1825
Genus: *Opsius* Fieber, 1866

Opsius richteri Dlabola, 1960

The species *Opsius richteri* Dlabola, 1960 is so far reported from Iran, Oman has been reported for the first time from India based on a collection made from Delhi, India. The paper was published by Sunil Sunil, Naresh M Meshram and Priyanka Thakur in the journal: *Indian Journal of Entomology*, 85(4): 921-926, 2023.



Opsius richteri Dlabola, 1960

Opsius stactogalus Fieber, 1866

The species *Opsius stactogalus* Fieber, 1866 is so far reported from Iran, Oman has been reported for the first time from India based on a collection made from Delhi, India. The paper was published by Sunil Sunil, Naresh M Meshram and Priyanka Thakur in the journal: *Indian Journal of Entomology*, 85(4): 921-926, 2023.



Opsius stactogalus Fieber, 1866

Family: COREIDAE

Genus: *Aurelianus*

***Aurelianus yunnananus* Xiong, 1987**

The species *Aurelianus yunnananus* Xiong, 1987 is so far reported from Yunnan, China, has been reported for the first time from India based on a collection made from Agartala, Tripura. The specimen was preserved in Modern College, Pune. It has been published by Hemant V. Ghate, Pratik Pansare and Rahul Lodh in the journal: *Journal of Threatened Taxa*, **15**(1): 22522–22527, 2023.



Aurelianus yunnananus Xiong, 1987

Family: LYGAIDAE

Genus: *Lygaeus* Fabricius, 1794

***Lygaeus kalmi* Stal, 1874**

The species *Lygaeus kalmi* Stal, 1874 is so far reported from North America, and West Indies, has been reported for the first time from India based on a collection made from Uttarakhand, India. It has been published by Sandeep Kushwaha, Sonam Jahan, Debashree Dam and Hemlata Pant in the journal: *Journal of Natural resource and development*, **18**(2):171–172, 2023.



Lygaeus kalmi Stal, 1874

***Lygaeus lineolaris* (Paliosot de Beauvois, 1818)**

The species *Lygaeus lineolaris* (Paliosot de Beauvois, 1818) is so far reported from Canada and USA, has been reported for the first time from India based on a collection made from Uttarakhand, India. It has been published by Sandeep Kushwaha, Sonam Jahan, Debashree Dam and Hemlata Pant in the journal: *Journal of Natural resource and development*, **18**(2): 171–172, 2023.



Lygaeus lineolaris (Paliosot de Beauvois, 1818)

Family: PENTATOMIDAE

Genus: *Praetextatus* Distant, 1901



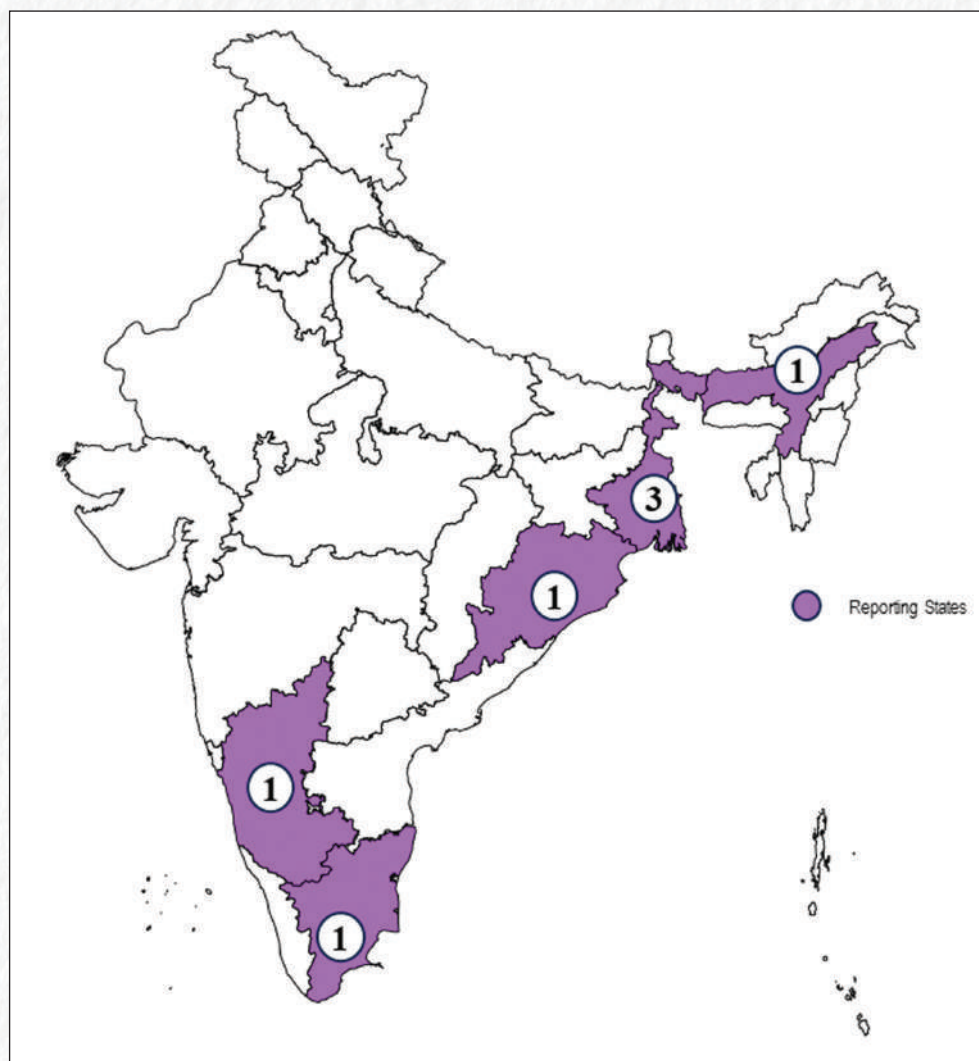
Praetextatus typicus Distant, 1901

***Praetextatus typicus* Distant, 1901**

The species *Praetextatus typicus* Distant, 1901 is so far reported from China, Taiwan and Myanmar has been reported for the first time from India based on a collection made from the Western part of the Indian Himalayan Landscape in the states of Uttarakhand. All the specimens are deposited in National Zoological Collection of Zoological Survey of India, Kolkata. It has been published by Sandeep Kushwaha, Hirdesh Kumar and Sonam Jahan in the journal: *Species*, 24: e24s1024, 2023.

4.5.7

THYSANOPTERA



A total of 7 species of Thysanoptera have been recorded for the first time from India: Assam (1), Karnataka (1), Odisha (1), Tamil Nadu (1) and West Bengal (3).

Phylum: ARTHROPODA
Class: INSECTA
Order: THYSANOPTERA
Family: PHLAEOTHIRIPIDAE
Genus: *Hoplandrothrips* Hood, 1912

***Hoplandrothrips ochraceus* Okajima & Urushihara, 1992**

The species *Hoplandrothrips ochraceus* Okajima & Urushihara, 1992 earlier known from Japan and Taiwan has been reported for the first time from India based on a collection made from Birbhum, West Bengal. Specimen were deposited at the National Zoological Collection, Zoological Survey of India, Kolkata, India. It has been published by Madhurina Sharma, Abhishek Patidar, Devkant Singha, Vikas Kumar and Kaomud Tyagi in the journal: *Journal of Insect Biodiversity and Systematics*, 9(2): 385-390, 2023.



Hoplandrothrips ochraceus Okajima & Urushihara, 1992

Genus: *Preeriella* Hood, 1939

***Preeriella armigera* Okajima, 1998**

The species *Preeriella armigera* Okajima, 1998 is earlier known from Japan and Taiwan has been reported for the first time from India based on a collection made from Birbhum, West Bengal. Specimen were deposited at the National Zoological Collection, Zoological Survey of India, Kolkata, India. It has been published by Madhurina Sharma, Abhishek Patidar, Devkant Singha, Vikas Kumar and Kaomud Tyagi in the journal: *Journal of Insect Biodiversity and Systematics*, 9(2): 385-390, 2023.



Preeriella armigera Okajima, 1998

Family: THRIPIDAE

Genus: *Dendrothrips* Uzel 1895



Dendrothrips glynn Mound, 1999

Dendrothrips glynn Mound, 1999

The species *Dendrothrips glynn* Mound, 1999 earlier known from Austria has been reported for the first time from India based on a collection made from Tamil Nadu, India. It has been published by R.R. Rachana, B. Amarendra and K. Vanitha in the journal: *Zootaxa*, **5319**(4): 589–594, 2023.

Genus: *Hydatothrips* Karny 1913

Hydatothrips onari Kudo, 1997

The species *Hydatothrips onari* Kudo, 1997 is earlier known from Japan, Malaysia and Taiwan has been reported for the first time from India based on a collection made from Odisha, India. Specimen were deposited at the National Zoological Collection, Zoological Survey of India, Kolkata, India. It has been published by Madhurina Sharma, Abhishek Patidar, Devkant Singha, Vikas Kumar and Kaomud Tyagi in the journal: *Journal of Insect Biodiversity and Systematics*, **9**(4): 695–702, 2023.



Hydatothrips onari Kudo, 1997

Genus: *Rhipiphorothrips* Morgan, 1913



Rhipiphorothrips concoloratus Zhang & Tong, 1993

Rhipiphorothrips concoloratus Zhang & Tong, 1993

The species *Rhipiphorothrips concoloratus* Zhang & Tong, 1993 earlier known from China has been reported for the first time from India based on a collection made from Jorhat, Assam, India. Specimen were deposited at the Insect Museum, National Bureau of Agricultural Insect Resources (ICAR-NBAIR), Bengaluru, India. It has been published by Rachana Rajan Remani, Rudramuni Thippeswamy, Gandhi Gracy Ramasamy and Swathi Rampura Shivalingegowda in the journal: *International Journal of Tropical Insect Science*, **43**(5): 1675–1681, 2023.

Genus: *Thrips* Linnaeus, 1758

Thrips alius Palmeo, 1992

The species *Thrips alius* Palmeo, 1992 earlier known from China and Phillipines has been reported for the first time from India based on a collection made from West Bengal, India. Specimen were deposited at the National Zoological Collections (NZC), Zoological Survey of India, Kolkata, India. It has been published by by Madhurina Sharma, Abhishek Patidar, Devkant Singha, Vikas Kumar and Kaomud Tyagi in the journal: *Journal of Insect Biodiversity and Systematics*, 9(4): 695-702, 2023.



Thrips alius Palmeo, 1992

Genus: *Trichomothrips* Priesner, 1930

Trichomothrips antidesmae Li, Li & Zhang, 2019

The species *Trichomothrips antidesmae* Li, Li & Zhang, 2019 earlier known from China has been reported for the first time from India based on a collection made from Hiriya, Chitradurga, Karnataka, India. Specimen were deposited at the Insect Museum, National Bureau of Agricultural Insect Resources (ICAR-NBAIR), Bengaluru, India. It has been published by Rachana Rajan Remani, Rudramuni Thippeswamy, Gandhi Gracy Ramasamy and Swathi Rampura Shivalingegowda in the journal: *International Journal of Tropical Insect Science*, 43(5): 1675-1681, 2023.



Trichomothrips antidesmae Li et al., 2019

4.5.8

PSOCOPTERA



A total of 1 species of psocoptera has been recorded for the first time from India: Tamil Nadu (1).

Phylum: ARTHROPODA
Class: INSECTA
Order: PSOCODEA
Family: AMPHIENTOMIDAE
Genus: *Diamphipsocus* Li, 1997

***Diamphipsocus striatum* (Thornton, 1984)**

The species *Diamphipsocus striatum* (Thornton, 1984) is so far reported from Indonesia has been reported for the first time from India based on a collection made from Sathyamangalam Tiger Reserve, Tamil Nadu, India. The specimen was preserved in Southern Regional Centre, Zoological Survey of India, Chennai. It has been published by Gurusamy Ramesh, Rajappa Babu and Kumarapuram, A. Subramanian in the journal: *Zootaxa*, **5296**(1): 096–100, 2023.



Diamphipsocus striatum (Thornton, 1984)

4.5.9

ORTHOPTERA



One species of orthoptera has been recorded for the first time from India from Himachal Pradesh (1).

Phylum: ARTHROPODA

Class: INSECTA

Order: ORTHOPTERA

Family: ACRIDIDAE

Genus: *Acrida* Linnaeus, 1758

Acrida acuminata Stal, 1873

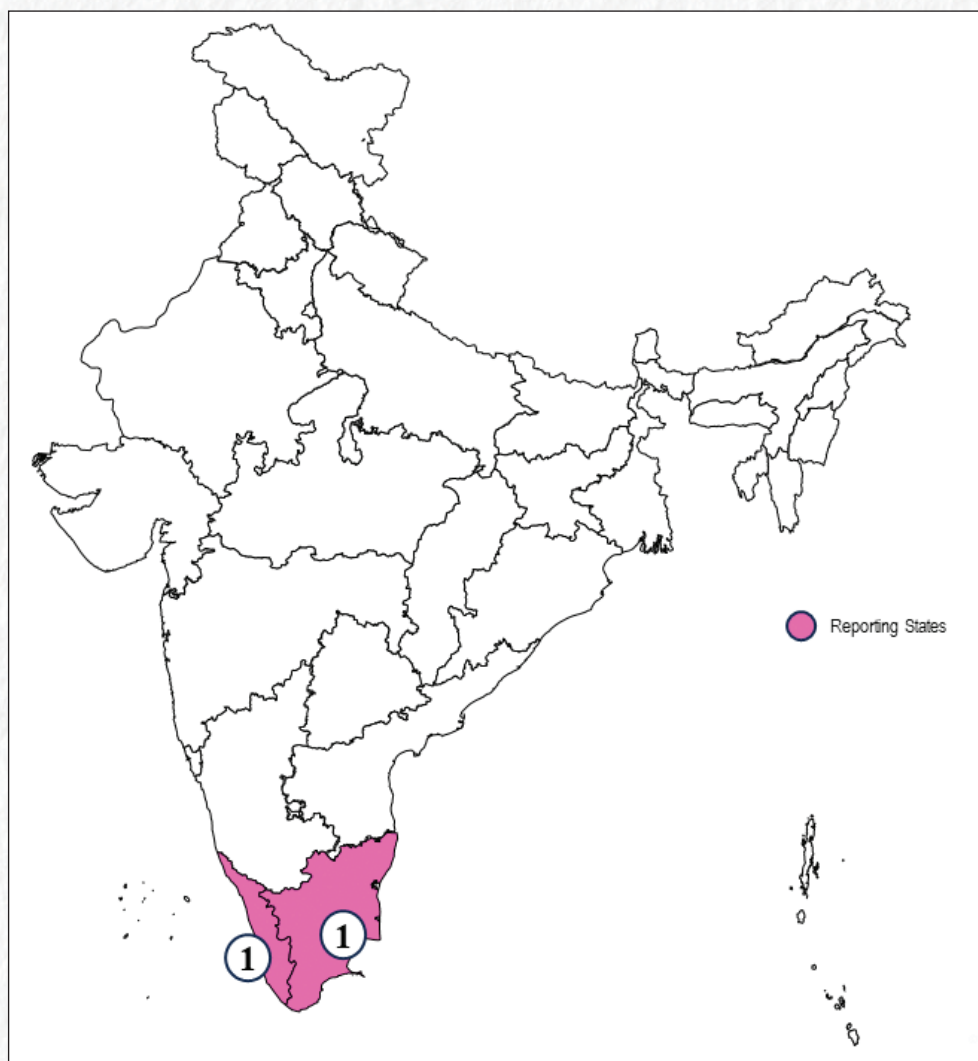
The species *Acrida acuminata* Stal, 1873 earlier known from South Africa has been reported for the first time from India based on a collection made from Himachal Pradesh, India, part of the Western Himalayan Biogeographic zone. The specimen was deposited in the National Zoological Collection of the Zoological Survey of India, Kolkata, India (NZSI). It has been published by Hirdesh Kumar, Mohd. Kamil Usmani and D. Suresh Chand in the journal: *Rec. zool. Surv. India*: **123**(iS2)/01-15,2023.



Acrida acuminata Stal, 1873

4.5.10

DERMAPTERA



2 species of dermaptera have been recorded for the first time from India from Kerala (1) and Tamil Nadu (1).

Phylum: ARTHROPODA
Class: INSECTA
Order: DERMAPTERA
Family: APACHYIDAE
Genus: *Dendroiketes* Burr, 1909

***Dendroiketes corticinus* (Burr, 1908)**

The species *Dendroiketes corticinus* (Burr, 1908) has been reported for the first time from India based on a collection made from Tamil Nadu, India. It has been published by Rachana, R. R., Amarendra, B. and Vanitha, K. in the journal: *Zootaxa*, **5319**(4): 589-594, 2023.



Dendroiketes corticinus (Burr, 1908)

Family: SPONGIPHORIDAE
Genus: *Chaetospania* Karsch, 1886

***Chaetospania anderssoni* Brindle, 1971**

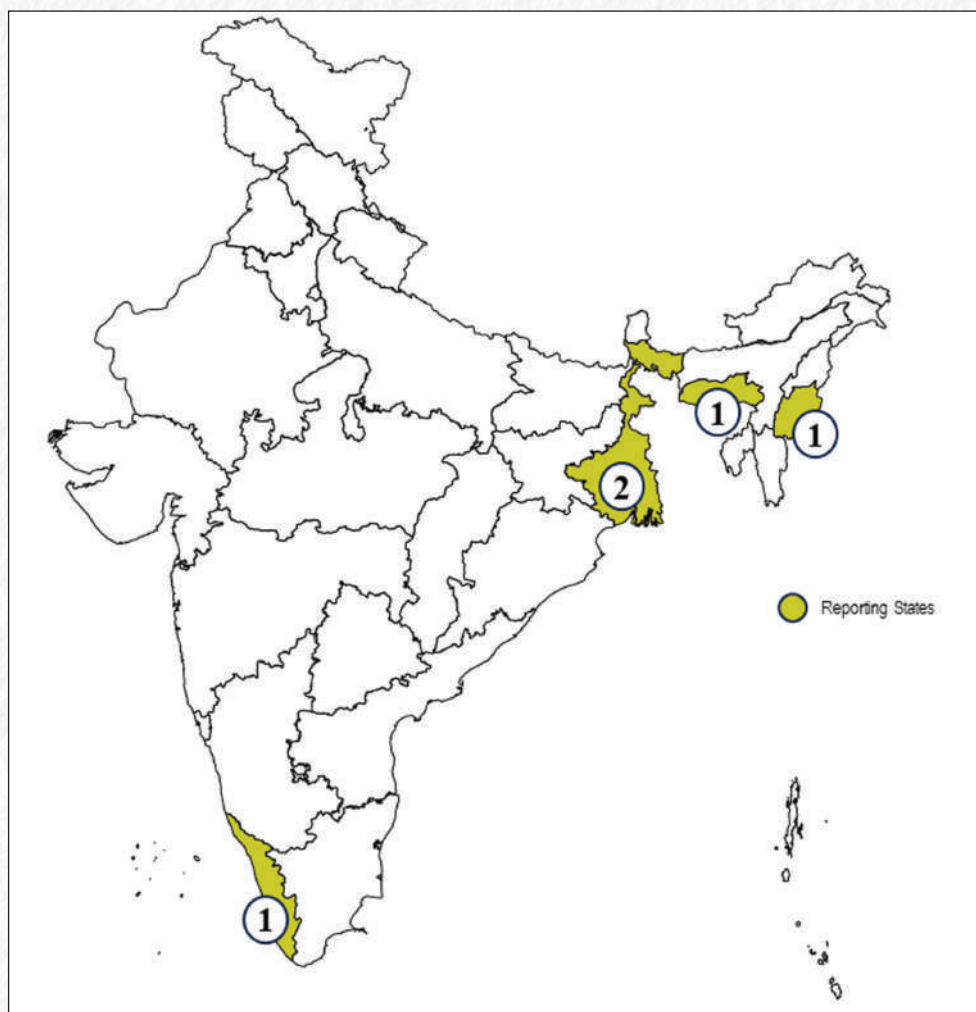
The species *Chaetospania anderssoni* Brindle, 1971 earlier known from Malaysia has been reported for the first time from India based on a collection made from Kerala, India. It has been published by Karthik, C. M. and Kalleshwaraswamy C. M in the journal: *Zootaxa*, **5330**(4): 561-585, 2023.



Chaetospania anderssoni Brindle, 1971

4.5.11

BLATTODEA



5 species of blattodea have been recorded for the first time from India: Kerala (1), Manipur (1), Meghalaya (1) and West Bengal (2)

Phylum: ARTHROPODA
Class: INSECTA
Order: BLATTODEA
Family: TERMITIDAE
Genus: *Ahmaditermes* Akhtar, 1975



Ahmaditermes pyricephalus Akhtar, 1975

***Ahmaditermes pyricephalus* Akhtar, 1975**

The species *Ahmaditermes pyricephalus* Akhtar, 1975 earlier known from Bangladesh, China has been reported for the first time from India based on a collection made from Manipur, India. The specimen was deposited in the National Zoological Collection of the Zoological Survey of India, Kolkata, India (NZSI). It has been published by Rituparna Sengupta, Balmohan Baraik and K. Rajmohana in the journal: *Rec. zool. Surv. India*, 349-357, 2023.

Genus: *Microcerotermes* Silvestri, 1901

***Microcerotermes lahorensis* (Akhtar, 1972)**

The species *Microcerotermes lahorensis* (Akhtar, 1972) is earlier known from Pakistan has been reported for the first time from India based on a collection made from Kerala, India. The specimen was deposited in the Zoological Survey of India Western ghats regional centre Kozhikode repository with following registration number ZSIK No. ZSI/WGRC/I.R.-INV. 22065.. It has been published by Edwin Joseph, B. Albright, Amala Anna Francis, Namitha Jayan and Jobin Mathew in the journal: *ENTOMON*, 48(1): 141-144, 2023.



Microcerotermes lahorensis (Akhtar, 1972)

Genus: *Nasutitermes* Dudley, 1890

Nasutitermes profusciennis Akhtar, 1975

The species *Nasutitermes profusciennis* Akhtar is earlier known from Bangladesh and Thailand has been reported for the first time from India based on a collection made from Meghalaya, India. It has been published by Khirrod Sankar Das, Joycy Mary Kharthangmaw, K. Chanreila L. Nonglait, Cynthia Bansara Marwein and Sudipta Choudhury in the journal: *International Journal of Tropical Insect Science*: **43**: 1013–1019, 2023.

Genus: *Odontotermes* Holmgren, 1910



Odontotermes hainanensis (Light, 1924)

Odontotermes hainanensis Light, 1924)

The species *Odontotermes hainanensis* (Light, 1924) earlier known from Cambodia; China: Anhui, Fujian, Guangdong, Guangxi, Hainan, Yunnan; Myanmar (Burma), Thailand, Vietnam has been reported for the first time from India based on a collection made from West Bengal, India. The specimen was deposited in the National Zoological Collection of the Zoological Survey of India, Kolkata, India (NZSI). It has been published by Rituparna Sengupta, Balmohan Baraik and K. Rajmohana in the journal: *Rec. zool. Surv. India*, 349-357, 2023.

Genus: *Pericapritermes* Silvestri, 1914

Pericapritermes semarangi (Holmgren, 1913)

The species *Pericapritermes semarangi* (Holmgren, 1913) earlier known from Bangladesh; Brunei; China: Guangdong, Hainan, Yunnan; Indonesia: Java, Kalimantan, Sumatra; Malaysia: Mainland, Sabah; Myanmar; Thailand. has been reported for the first time from India based on a collection made from West Bengal, India. The specimen was deposited in the National Zoological Collection of the Zoological Survey of India, Kolkata, India (NZSI). It has been published by Rituparna Sengupta, Balmohan Baraik and K. Rajmohana in the journal: *Rec. zool. Surv. India*, 349-357, 2023.



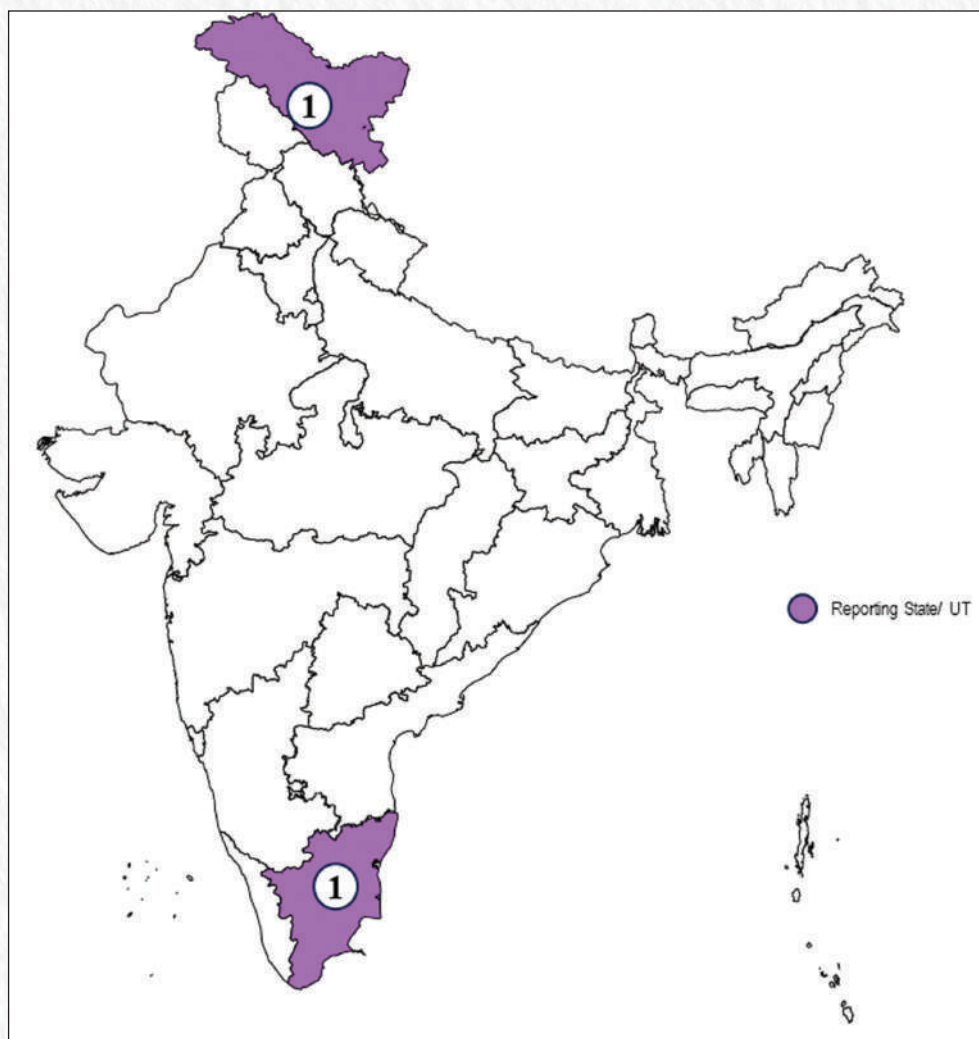
Pericapritermes semarangi (Holmgren, 1913)

4.5.12

EPHEMEROPTERA

NEW SPECIES

NEW RECORDS



This year 2 species of Ephemeroptera have been recorded for the first time from India, one from Ladakh and one species from Tamil Nadu.

Phylum: ARTHROPODA
Class: INSECTA
Order: EPHEMEROPTERA
Family: BAETIDAE
Genus: *Centropetella* Braasch Sold, 1980

***Centropetella ghatensis* Kluge, 2021**

The species *Centropetella ghatensis* Kluge, 2021 earlier known from China, Tajikistan and Mongolia has been reported for the first time from India based on a collection made from Tamil Nadu, India. The specimen was deposited in the The American College Museum (AMC), Madurai, Tamil Nadu, India. It has been published by Pandiarajan Srinivasan, Thambiratnam Sivaruban, Sivaruban Barathy and Isack Rajasekaran in the journal: *International Journal of Freshwater Entomology*: DOI: 10.1080/01650424.2023.2253212, 2023.



Centropetella ghatensis Kluge, 2021

Family: HEPTAGENIIDAE
Genus: *Heptagenia* Walsh, 1863



Heptagenia (Heptagenia) quadripunctata Kluge, 1989

***Heptagenia (Heptagenia) quadripunctata* Kluge, 1989**

The species *Heptagenia (Heptagenia) quadripunctata* Kluge, 1989 earlier known from Palearctic, North America and Oriental regions has been reported for the first time from India based on a collection made from Ladakh, India. It has been published by M. Vasanth, T. Kubendran, K. A. Subramanian, Nisar Ahmad Paray, and Soumen Roy in the journal: *Rec. zool. Surv. India*: **123**(3)/209-218, 2023.

4.5.13

NEUROPTERA

NEW SPECIES

NEW RECORDS



This year one neuroptera has been recorded for the first time from India: Rajasthan (1).

Phylum: ARTHROPODA
Class: INSECTA
Order: NEUROPTERA
Family: MYRMELEONTIDAE
Genus: *Bubopsis* MacLachlan, 1898

***Bubopsis zarudnyi* Martynova, 1926**

The species *Bubopsis zarudnyi* Martynova, 1926 earlier known from South Europe, North Africa, Southwest and Central Asia has been reported for the first time from India based on a collection made from Rajasthan, India. The specimen was deposited in the Shadpada Entomology Research Lab (SERL) at Christ College (Autonomous), Irinjalakuda, Thrissur, Kerala, India. It has been published by Thangalazhi Balakrishnan Suryanarayanan, Levente Ábrahám, Chenthamarakshan Bijoy and Rishikesh Tripathi in the journal: *Natura Somogyiensis*, **40**: 31-46, 2023.



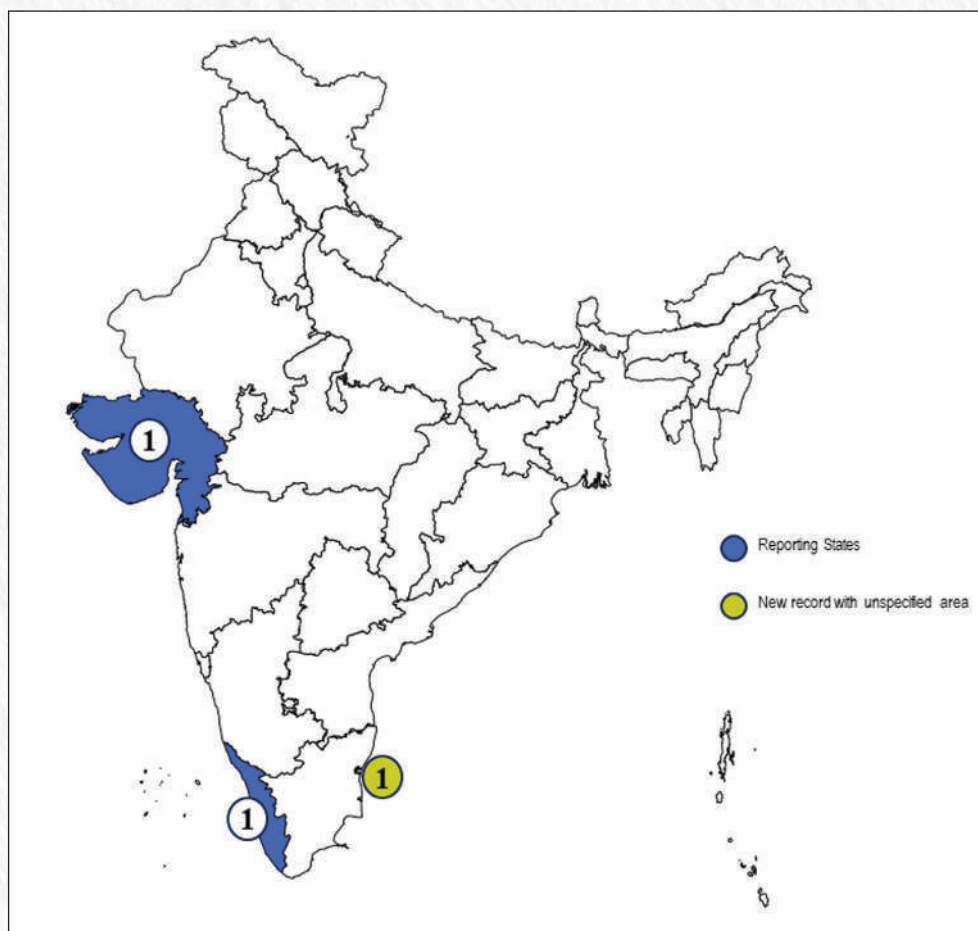
Bubopsis zarudnyi Martynova, 1926

4.6

CRUSTACEA

NEW SPECIES

NEW RECORDS



This year a total of 3 species of crustacea have been recorded for the first time from India: Gujarat (1) Kerala (1) and one species from Bay of Bengal.

Phylum: ARTHROPODA
Class: MALACOSTRACA
Order: AMPHIPODA
Family: AMPITHOIDAE
Genus: *Cymadusa* Savigny, 1816



Cymadusa filosa, Savigny 1816

***Cymadusa filosa*, Savigny 1816**

The species *Cymadus filosa*, Savigny 1816 earlier known from Mediterranean Sea and Brazil has been reported for the first time from India based on a collection made from Gujrat, India. It has been published by Dimple Thacker, Alan Myers and Jigneshkumar Trivedi in the journal: *Zootaxa*, **5297**(3): 393-405, 2023.

Order: DECAPODA
Family: GALATHEIDAE
Genus: *Allomunida* Baba, 1988

***Allomunida magnicheles* Baba, 1988**

The species *Allomunida magnicheles* Baba, 1988 is so far reported from Sulu Sea and Tañon Strait, the Philippines has been reported for the first time from India based on a collection made from Bay of Bengal, off Puducherry, India. The specimen was deposited in the Referral Centre of the CMLRE. It has been published by Shivam Tiwari, Vinay P. Padate, Sherine Sonia Cubelio and Masayuki Osawa in the journal: *Thalassas*, **39**: 997-1001, 2023.



Allomunida magnicheles Baba, 1988

Family: PINNOTHERIDAE
Genus: *Arcotheres* Manning, 1993

***Arcotheres alcocki* (Rathbun, 1909)**

The species *Arcotheres alcocki* (Rathbun, 1909) is so far reported from South China Sea, Peninsular Malaysia or Indonesia, Singapore has been reported for the first time from India based on a collection made from coastal area of Kerala state. The specimen was deposited in the National Zoological Collection of the Zoological Survey of India, Kolkata, India (NZSI). It has been published by Jignesh kumar Trivedi, K. K. Bineesh and Heris Patel in the journal: *An International Journal of Marine Science*, **39**(1): 153-156, 2023.



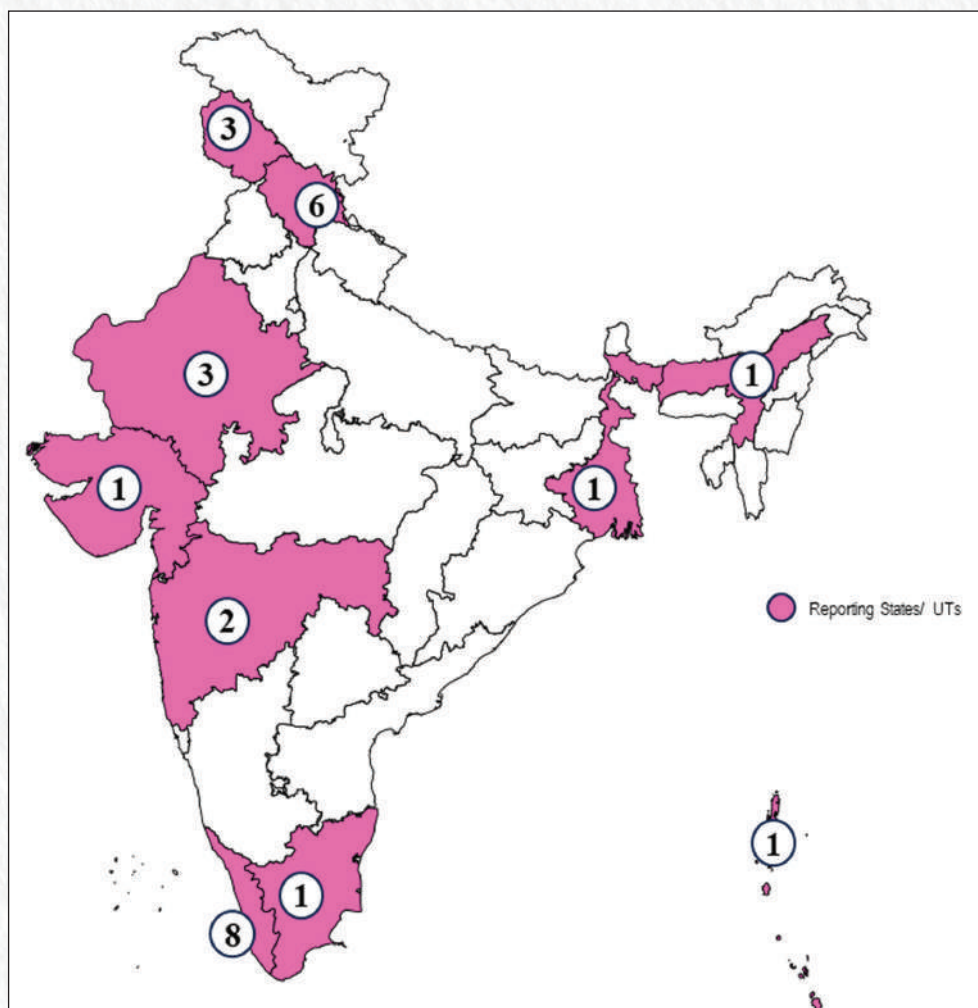
Arcotheres alcocki (Rathbun, 1909)

4.7

ARACHNIDA

NEW SPECIES

NEW RECORDS



A total of 25 species of arachnida have been recorded for the first time from India this year: Andaman & Nicobar (1), Assam (1), Gujarat (1), Himachal Pradesh (6), Jammu & Kashmir (3), Kerala (8), Maharashtra (2), Rajasthan (3), Tamil Nadu (1) and West Bengal (1). Among these 25 species, 1 species is reported from both Kerala and Tamilnadu and 1 species is reported from both Maharashtra and Rajasthan simultaneously.

Phylum: ARTHROPODA
Class: ARACHNIDA
Order: PROSTIGMATA
Family: ERIOPHYIDAE
Genus: *Aculus* Keifer, 1959

***Aculus fockeui* (Nalepa & Trouessart, 1891)**

The species *Aculus fockeui* (Nalepa & Trouessart, 1891) earlier known from New Zeland has been reported for the first time from India based on a collection made from Himachal Pradesh, India. It has been published by Sushma Bhardwaj, Isha Sharma, Surajit Sur and Salil K Gupta in the journal: *The Pharma Innovation Journal*, **12**(10): 689-694, 2023.

***Aculus schlechtendali* (Nalepa, 1890)**

The species *Aculus schlechtendali* (Nalepa, 1890) earlier known from China, England has been reported for the first time from India based on a collection made from Himachal Pradesh, India. It has been published by Sushma Bhardwaj, Isha Sharma, Surajit Sur and Salil K Gupta in the journal: *The Pharma Innovation Journal*, **12**(10): 689-694, 2023.

Order: ARANEAE
Family: AGELENIDAE
Genus: *Tegenaria* Latreille, 1804

***Tegenaria domestica* (Clerck, 1757)**

The species *Tegenaria domestica* (Clerck, 1757) earlier known from North America, Europe has been reported for the first time from India based on a collection made from Kashmir, India. The specimen was deposited at Zoology Laboratory, Department of Zoology, Central University of Kashmir, Ganderbal, India. It has been published by Nisheet Zehbi and Mohd Yousuf in the journal: *Journal of Asia-Pacific Biodiversity*, **16**: 413-420, 2023.



Tegenaria domestica (Clerck, 1757)

Family: ARANEIDAE

Genus: *Araneus* Clerck, 1757



Araneus marmoreus Clerck, 1757

Araneus marmoreus Clerck, 1757

The species *Araneus marmoreus* Clerck, 1757 earlier known from North America, Europe, Turkey, Caucasus, Russia (Europe to Far East), Iran, Central Asia, China, Korea, Japan, has been reported for the first time from India based on a collection made from Himachal Pradesh, India. It has been published by Irina Das Sarkar, Manju Siliwal and V. P. Uniyal in the journal: *Natura Somogyiensis*, **40**: 91-98, 2023.



Araneus viridiventris Yaginuma, 1969

Araneus viridiventris Yaginuma, 1969

The species *Araneus viridiventris* Yaginuma, 1969 earlier known from China, Japan, Taiwan has been reported for the first time from India based on a collection made from Kerala, India. It has been published by Kongarampilly Rajendran Shilpa, Kuzhuppilly Varghese Anis and Ambalaparambil Vasu Sudhikumar in the journal: *Serket*, **19**(2): 132-139, 2023.

Genus: *Neoscona* Simon, 1864



Neoscona xishanensis Yin et al., 1990

Neoscona xishanensis Yin, Wang, Xie & Peng, 1990

The species *Neoscona xishanensis* Yin, Wang, Xie & Peng, 1990 earlier known from China has been reported for the first time from India based on a collection made from Himachal Pradesh, India. The specimen was deposited at Wildlife Information Liaison Development Society (WILD), Coimbatore, Tamil Nadu, India. It has been published by I. D. Sarkar, M. Siliwal and V. P. Uniyal in the journal: *Eastern Entomologists*, **19**(483), 2023.

Family: CORINNIDAE

Genus: *Corinnomma* Karsch, 1880

***Corinnomma simplex* Zhang, Jin & Zhang, 2022**

The species *Corinnomma simplex* Zhang, Jin & Zhang, 2022 earlier known from China has been reported for the first time from India based on a collection made from Kerala and Tamil Nadu, India. It has been published by Pradeep M. Sankaran in the journal: *Zootaxa*, **5254**(4): 534–544, 2023.



Corinnomma simplex Zhang et al., 2022

Family: CLUBIONIDAE

Genus: *Clubiona* Latreille, 1804

***Clubiona melanosticta* Thorell, 1890**

The species *Clubiona melanosticta* Thorell, 1890 is so far reported from China, has been reported for the first time from India based on a collection made from Shendurney Wildlife Sanctuaries, Kerala. The studied spiders were deposited in the National Zoological Collections of the Zoological Survey of India (NZC-ZSI), Kolkata, West Bengal, and the Western Ghat Regional Centre (ZSI/WGRC), Kozhikode, Kerala. It has been published by Puthoor Pattammal Sudhin and Souvik Sen in the journal: *Rec. zool. Surv. India*: Vol. **123**(iS2)/01-15, 2023.



Clubiona melanosticta Thorell, 1890

Family: GNAPHOSIDAE

Genus: *Scotophaeus* Simon, 1893

***Scotophaeus xizang* Zhang et al., 2003**

The species *Scotophaeus Xizang* Zhang et al., 2003 is so far reported from China, has been reported for the first time from India based on a collection made from Himachal Pradesh, India. The newly collected specimens are deposited in the Wildlife Information Liaison Development Society (WILD), Coimbatore, Tamil Nadu, India. It has been published by Irina Das Sarkar, Manju Siliwal and Virendra Prasad Uniyal in the journal: *Mun. Ent. Zool.*, **18**(2), 2023.



Scotophaeus xizang Zhang et al., 2003

Family: OXYOPIDAE

Genus: *Hamadruas* Deeleman-Reinhold, 2009



Hamadruas hieroglyphica (Thorell, 1887)

Hamadruas hieroglyphica (Thorell, 1887)

The species *Hamadruas hieroglyphica* (Thorell, 1887) is so far reported from Myanmar and China, has been reported for the first time from India based on a collection made from Kerala, India. Specimen examined is deposited in the National Zoological Collections of Zoological Survey of India (NZC-ZSI), Western Ghat Regional Centre (WGRC), Kozhikode, India. It has been published by Souvik Sen and Sudhin P.P in the journal: *Rec. zool. Surv. India*: **123**(4)/345-348, 2023.

Genus: *Oxyopes* Latreille, 1804

Oxyopes mirabilis Zhang, Yang & Zhu, 2005

The species *Oxyopes mirabilis* Zhang, Yang & Zhu, 2005 is so far reported from China, has been reported for the first time from India based on a collection made from Shendurney Wildlife Sanctuaries, Kerala, India. The studied spiders were deposited in the National Zoological Collections of the Zoological Survey of India (NZC-ZSI), Kolkata, West Bengal, and the Western Ghat Regional Centre (ZSI/WGRC), Kozhikode, Kerala. It has been published by Puthoor Pattammal Sudhin and Souvik Sen in the journal: *Rec. zool. Surv. India*: **123**(iS2)/01-15, 2023.



Oxyopes mirabilis Zhang et al., 2005



Pisaura novicia (L. Koch, 1878)

Family: PISAUROIDAE

Genus: *Pisaura* Simon 1886

Pisaura novicia (L. Koch, 1878)

The species *Pisaura novicia* (L. Koch, 1878) earlier known from Mediterranean to Central Asia has been reported for the first time from India based on a collection made from Himachal Pradesh, India. The specimen was deposited THE Wildlife Information Liaison Development Society (WILD), Coimbatore, Tamil Nadu, India. It has been published by Irina Das Sarkar, Manju Siliwal and Virendra Prasad Uniyal in the journal: *J. Insect Biodivers. Syst.*, **09**(4): 643–650, 2023.

Family: SALTICIDAE

Genus: *Anarrhotus* Simon, 1902

***Anarrhotus fossulatus* Simon, 1902**

The species *Anarrhotus fossulatus* Simon, 1902 earlier known from Malaysia, Singapore and Vietnam has been reported for the first time from India based on a collection made from Assam, India. It has been published by Athira Jose, Rishikesh Tripathi and Ambalaparambil Vasu Sudhikumar in the journal: *PECKHAMIA*, **299.1**, 1—7, 2023.



Anarrhotus fossulatus Simon, 1902

Genus: *Epeus* Peckham & Peckham, 1886

***Epeus daiqini* Patoleta et al., 2020**

The species *Epeus daiqini* Patoleta et al., 2020 is so far reported from Thailand, has been reported for the first time from India based on a collection made from Kerala, India. Specimens examined or referenced are deposited in the CATE. It has been published by Sibi K K and A.V. Sudhikumar in the journal: *Natura Somogyiensis*, **41**: 79-84, 2023.



Epeus daiqini Patoleta et al., 2020

Genus: *Evarcha* Simon, 1902

***Evarcha pulchella* (Thorell, 1895)**

The species *Evarcha pulchella* (Thorell, 1895) is so far reported from Myanmar, has been reported for the first time from India based on a collection made from Rajkot, Gujrat, India. Specimens examined or referenced are deposited in the Natural History Museum, London. It has been published by Varsha Trivedi, John T.D. Caleb and Danniella Sherwood in the journal: *Acta. Arachnologica*, **70(2)**: 129-133, 2023.



Evarcha pulchella (Thorell, 1895)

Genus: *Gelotia* Thorell, 1890

Gelotia lanka Wijesinghe, 1991

The species *Gelotia lanka* Wijesinghe, 1991 earlier known from Srilanka has been reported for the first time from India based on a collection made from Kerala, India. It has been published by Athira Jose, Rishikesh Tripathi and Ambalaparambil Vasu Sudhikumar in the journal: *Peckhamia*, 299.1: 1—7, 2023.



Gelotia lanka Wijesinghe, 1991

Genus: *Myrmarachne* MacLeay, 1839

Myrmarachne spissa (G.W. Peckham & E.G. Peckham, 1892)

The species *Myrmarachne spissa* (G. W. Peckham & E. G. Peckham, 1892) is so far reported from Srilanka, has been reported for the first time from India based on a collection made from Pune. Specimens examined or referenced are deposited in the following collections: CATE, Centre for Animal Taxonomy and Ecology, Christ College, Kerala, India; KUDZEN, Zoological Museum of the Department of Zoology, University of Kerala, Kariavattom; NCBS, National Centre for Biological Sciences Research Collections (NRC), Bengaluru, India. It has been published by Rishikesh Tripathi, Athira Jose, Karunnappilli Shamsudheen Nafin, Nishi Babu and Ambalaparambil Vasu Sudhikumar in the journal: *Peckhamia*, 289(1): 1-10, 2023.



Myrmarachne spissa (G. W. Peckham & E. G. Peckham, 1892)

Family: THERIDIIDAE

Genus: *Parasteatoda* Archer, 1946

Parasteatoda tepidariorum (C.L. Koch, 1841)

The species *Parasteatoda tepidariorum* (C. L. Koch, 1841) earlier known from South Chile has been reported for the first time from India based on a collection made from Kashmir, India. The specimen was deposited at Zoology Laboratory, Department of Zoology, Central University of Kashmir, Ganderbal, India. It has been published by Nisheet Zehbi and Mohd Yousuf in the journal: *Journal of Asia-Pacific Biodiversity*, 16: 413-420, 2023.



Parasteatoda tepidariorum (C.L. Koch, 1841)

Genus: *Steatoda* Sundevall, 1833



Steatoda erigoniformis (O. Pickard-Cambridge, 1872)

***Steatoda erigoniformis* (O. Pickard-Cambridge, 1872)**

The species *Steatoda erigoniformis* (O. Pickard-Cambridge, 1872) earlier known from East Mediterranean to the Middle East, Caucasus, China, Korea, Japan has been reported for the first time from India based on a collection made from Maharashtra and Rajasthan, India. The specimen was deposited at National Centre for Biological Sciences, Bangalore, India. It has been published by Rishikesh Tripathi, Ashish Jangid, Usha Bhagirathan and Ambalaparambil V. Sudhakumar in the journal: *Taprobanica*, **12**(1):15-17, 2023.



Steatoda triangulosa (Walckenaer, 1802)

***Steatoda triangulosa* (Walckenaer, 1802)**

The species *Steatoda triangulosa* (Walckenaer, 1802) earlier known from Canada, Canary Islands, Caucasus, Central Asia, China, Europe, Iran, Kazakhstan, Korea, Russia, South Africa, Turkey, and USA. has been reported for the first time from India based on a collection made from Kashmir, India. The specimen was deposited at Zoology Laboratory, Department of Zoology, Central University of Kashmir, Ganderbal, India. It has been published by Nisheet Zehbi and Mohd Yousuf in the journal: *Journal of Asia-Pacific Biodiversity*, **16**: 413-420, 2023.

Family: THOMISIDAE

Genus: *Bassaniodes* Pocock, 1903



Bassaniodes tristrami (O. Pickard-Cambridge, 1872)

***Bassaniodes tristrami* (O. Pickard-Cambridge, 1872)**

The species *Bassaniodes tristrami* (O. Pickard-Cambridge, 1872) earlier known from Greece, Turkey, Caucasus, Russia to Central Asia and the Middle East has been reported for the first time from India based on a collection made from Thar Desert, Jaisalmer, Rajasthan, India. The specimen was deposited at National Centre for Biological Sciences Research Collections (NRC), Bengaluru, India. It has been published by Rishikesh Tripathi, Usha Bhagirathan, Ashish Jangid and Ambalaparambil V. Sudhikumar in the journal: *Somogyiensis*, **40**: 47-54, 2023.

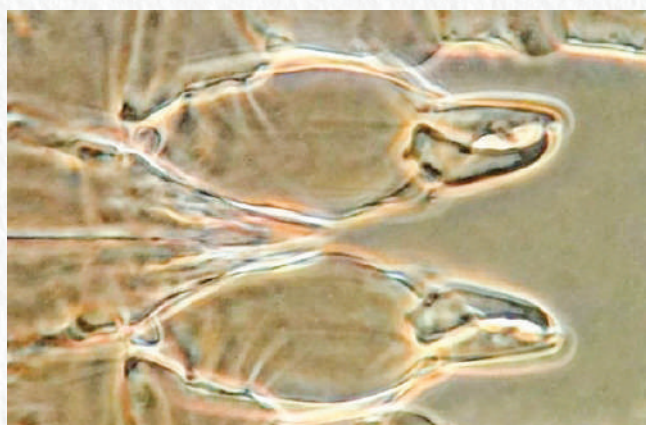
Genus: *Oxytate* Koch, 1878

Oxytate subvirens (Strand, 1907)

The species *Oxytate subvirens* (Strand, 1907) is so far reported from Srilanka, has been reported for the first time from India based on a collection made from Kerala, India. The newly collected specimens are deposited in the National Zoological Collections of Zoological Survey of India (NZC-ZSI), Kolkata, India. It has been published by Puthoor Pattammal Sudhin and Souvik Sen in the journal: *Zootaxa*, **5315**(6): 549-558, 2023.



Oxytate subvirens (Strand, 1907)



Gynaeseius santosoi (Ehara, 2005)

Order: MESOSTIGMATA

Family: PHYTOSEIIDAE

Genus: *Gynaeseius* Wainstein, 1962

Gynaeseius santosoi (Ehara, 2005)

The species *Gynaeseius santosoi* (Ehara, 2005) earlier known from Indonesia, Japan and Taiwan has been reported for the first time from India based on a collection made from Andaman and Nicobar Islands, India. It has been published by Shubhadeep Biswas and Krishna Karmakar in the journal: *Biologia*: doi.org/10.1007/s11756-023-01498-0, 2023.

Order: TROMBIDIFORMES

Family: ANYSTIDAE

Genus: *Tencateia* Oudemans, 1936

Tencateia villosa Smith-Meyer & Ueckermann 1987

The species *Tencateia villosa* Smith-Meyer and Ueckermann 1987 has been reported for the first time from India based on a collection made from Rajasthan, India. It has been published by Shubhadeep Biswas, Manmeet Brar Bhullar and Paramjit Kaur in the journal: *International Journal of Tropical Insect Science*: doi.org/10.1007/s42690-023-01040-4, 2023.

Order: SARCOPTIFORMES
Family: WINTERSCHMIDTIIDAE
Genus: *Calvolia* Oudemans, 1911

***Calvolia summersi* (Mostafa, 1970)**

The species *Calvolia summersi* (Mostafa, 1970) is so far reported from Brazil has been reported for the first time from India based on a collection made from Sagar Islands, West Bengal, the biggest island of mangrove Sundarban deltaic complex. The identified materials are deposited in the Zoological Survey of India. It has been published by Dibyajyoti Ghosh, Shelley Acharya and Kumarapuram A. Subramanian in the journal: *Sociobiology*, **70**(1): e8544-e8544, 2023.



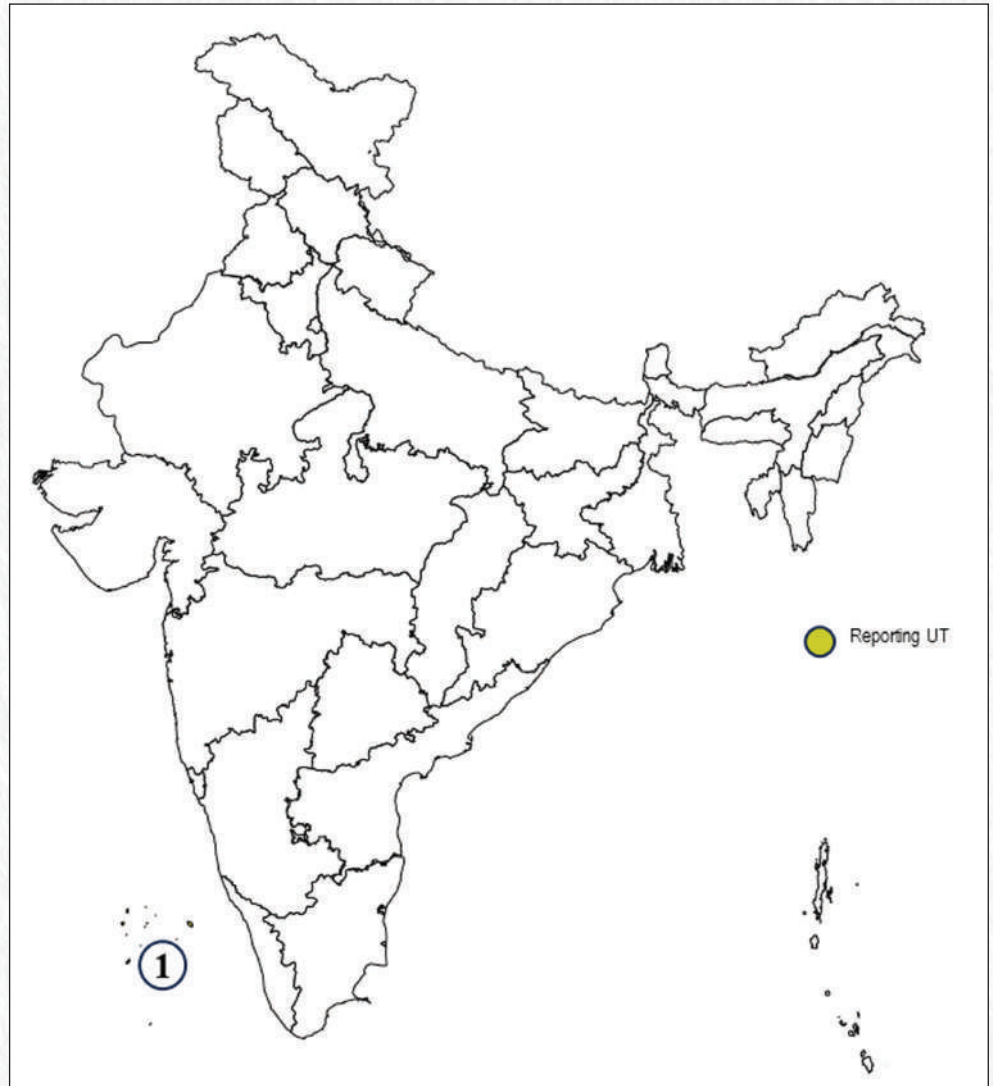
Calvolia summersi (Mostafa, 1970)

4.8

PYCNOGONIDA

NEW SPECIES

NEW RECORDS




This year one species of pycnogonida has been recorded for the first time from Lakshadweep, India.

Phylum: ARTHROPODA
Class: PYCNOGONIDA
Order: PANTOPODA
Family: PALLENOPSIDAE
Genus: *Pallenopsis* Wilson, 1881

***Pallenopsis hoeki* (Miers,1884)**

The species *Pallenopsis hoeki* (Miers,1884) is so far reported Australia, Indonesia, Philippines and Singapore has been reported for the first time from India based on a collection made from Agatti Island, (Lat.10°49'33.4872"N & Long. 72°10'59.6897"E) Lakshadweep. The specimen was deposited in the National Zoological Collections of Zoological Survey of India, Port Blair as a voucher specimen for future use. It has been published by Tamal Mondal and C. Raghunathan in the journal: *Thalassas*, **39**(2): 883-890, 2023.



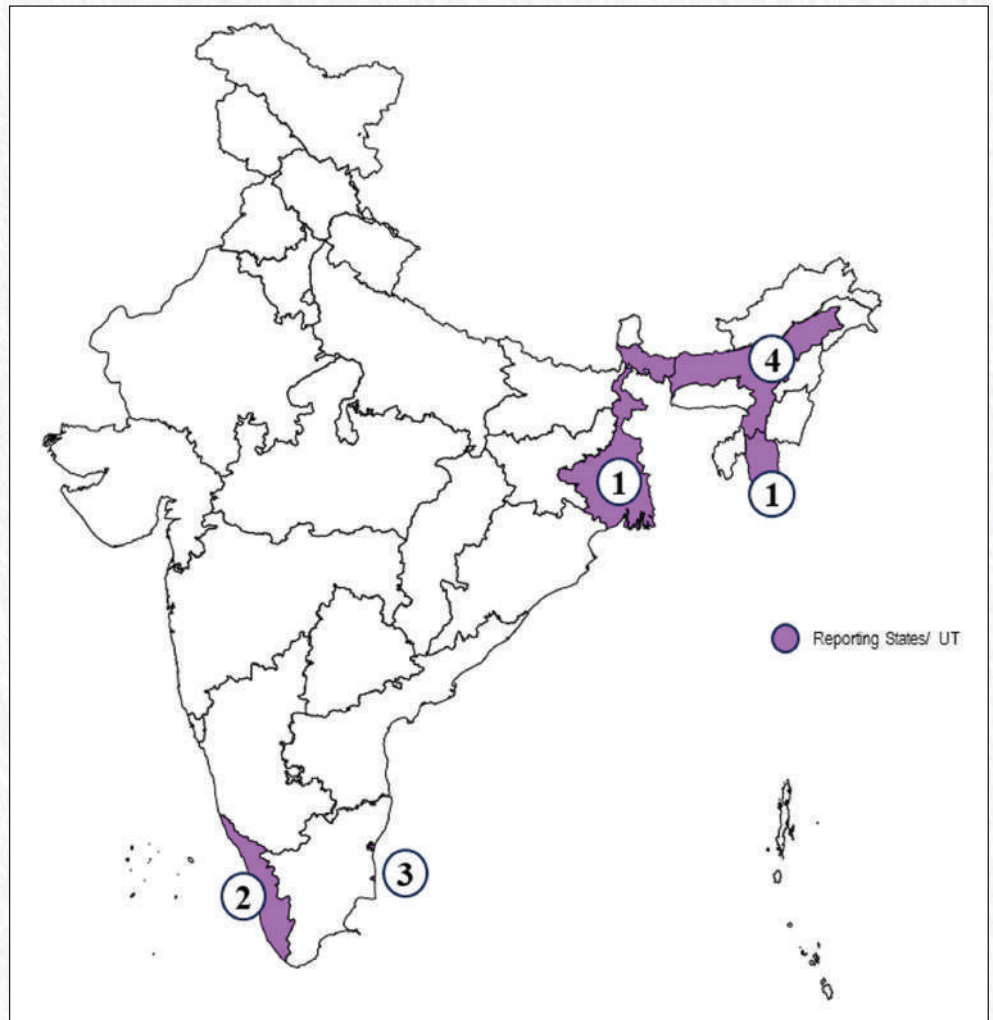
Pallenopsis hoeki (Miers,1884)

4.9

NEMATODA

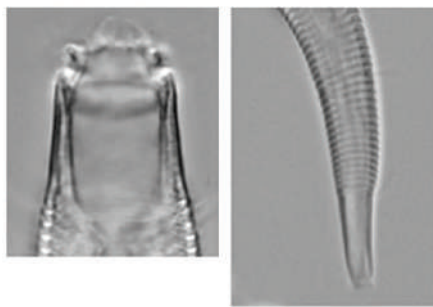
NEW SPECIES

NEW RECORDS



This year 11 species of nematoda have been recorded for the first time from India: Assam (4), Kerala (2), Mizoram (1), Puducherry (3) and West Bengal (1).

Class: CHROMADOREA
Order: MONHYSTERIDA
Family: XYALIDAE
Genus: *Corononema* Nicholas and Stewart, 1995



Corononema parvum Nicholas and Stewart, 1995

***Corononema parvum* Nicholas and Stewart, 1995**

The species *Corononema parvum* Nicholas and Stewart, 1995 is so far reported from Australia for the first time from India based on a collection made from Puducherry, India. The specimen was deposited in the National Zoological Collections of Zoological Survey of India. It has been published by Ritika Datta, Anjum N. Rizvi and C. Raghunathan in the journal: *International Journal of Zoology and Applied Biosciences*, **8**(6): 113-120, 2023.

Order: RHABDITIDA
Family: CRICONEMATIDAE
Genus: *Ogma* Southern, 1914



Ogma decalineatus (Chitwood, 1957) Andr ssy, 1979

***Ogma decalineatus* (Chitwood, 1957) Andr ssy, 1979**

The species *Ogma decalineatus* (Chitwood, 1957) Andr ssy, 1979 is so far reported South Africa and Venezuelat has been reported for the first time from India based on a collection made from Mizoram, India. It has been published by Sorokhaibam Mexico Singh, Samandram Sushilkumar Singh and Naorem Mohilal Meitei in the journal: *Research Square*, <https://doi.org/10.21203/rs.3.rs-3816229/v1>, 2023.

Order: PLECTIDA
Family: LEPTOLAIMIDAE
Genus: *Antomicron* Cobb, 1920




Antomicron quindecimpapillatus Holovachov, 2012

***Antomicron quindecimpapillatus* Holovachov, 2012**

The species *Antomicron quindecimpapillatus* Holovachov, 2012 is so far reported from Italy has been reported for the first time from India based on a collection made from Pondy Marina (11 54'25.32" N; 79 49'41.39" E) and Kodikkarai (10 16'31.83" N; 79 49'9.49" E), both located in Puducherry, India. The specimen was deposited the specimen was deposited in the National Zoological Collections of Zoological Survey of India. It has been published by Ritika Datta, Anjum N. Rizvi and C. Raghunathan in the journal: *Rec. zool. Surv. India*: **123**(iS2)/01-15, 2023.

Class: ENOPLA
Order: DORYLAIMIDA
Family: APORCELAIMIDAE
Genus: *Aporcelaimellus* Heyns, 1965

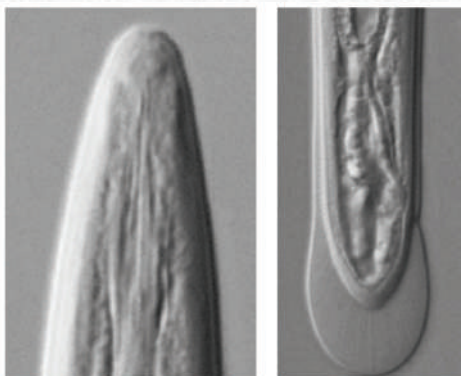


Aporcelaimellus taylori Yeates, 1967

Aporcelaimellus taylori Yeates, 1967

The species *Aporcelaimellus taylori* Yeates, 1967 is so far reported from New Zealand, U.S.A, Pakistan for the first time from India based on a collection made from Assam, India. The specimen was deposited in the National Zoological Collections of Zoological Survey of India. It has been published by Debabrata Sen and Samprit Deb Roy in the journal: *Rec. zool. Surv. India*: 123(i2S)/505-524, 2023.

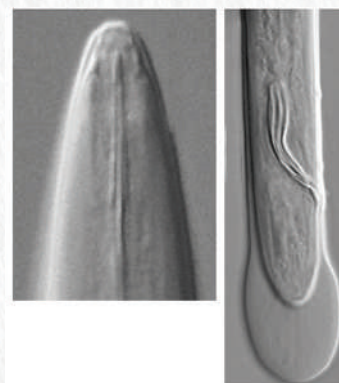
Family: BELONDIRIDAE
Genus: *Belondira* Thorne, 1939



Belondira clavicaudata (Williams, 1958) Andr ssy, 1963

Belondira clavicaudata (Williams, 1958) Andr ssy, 1963

The species *Belondira clavicaudata* (Williams, 1958) Andr ssy, 1963 is so far reported from Sumatra, Fijii and Brazil for the first time from India based on a collection made from Kerala, India. The specimen was deposited in the Department of Zoology, Aligarh Muslim University, India. It has been published by Sumit Kumar and Wasim Ahmad in the journal: *Biologia*: doi.org/10.1007/s11756-023-01488-2, 2023.



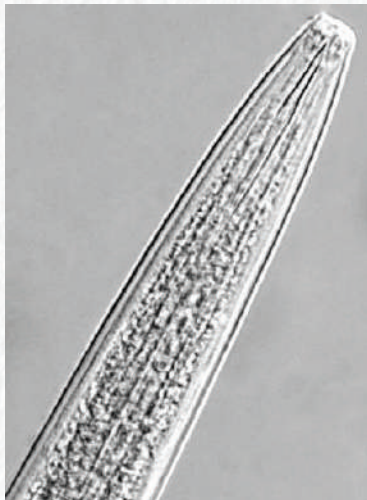
Belondira tumicauda Coomans and Baqri, 1972

Belondira tumicauda Coomans & Baqri, 1972

The species *Belondira tumicauda* Coomans and Baqri, 1972 is reported for the first time from India based on a collection made from Kerala, India. The specimen was deposited in the Department of Zoology, Aligarh Muslim University, India. It has been published by Sumit Kumar and Wasim Ahmad in the journal: *Biologia*: doi.org/10.1007/s11756-023-01488-2, 2023.

Family: DORYLAIMIDAE

Genus: *Mesodorylaimus* Andrassy, 1959



Mesodorylaimus bastiani (Bütschli, 1873) Andrassy, 1959


***Mesodorylaimus bastiani* (Bütschli, 1873) Andrassy, 1959**

The species *Mesodorylaimus bastiani* (Bütschli, 1873) Andrassy, 1959 is so far reported from Holland, Germany, Sweden, Poland, Austria, United States, Mexico, Australia, Czechoslovakia, Hungary, Yugoslavia, Spain, France, Italy, Russia, Ukraine, Estonia, Latvia, Lithuania, Georgia, Armenia, Uzbekistan, Morocco, Cameroon, Tanzania, Zaire, South Africa, Mauritius, Java, Sumatra, has been reported for the first time from India based on a collection made from Assam, India. The specimen was deposited in the National Zoological Collections of Zoological Survey of India, Port Blair as a voucher specimen for future use. It has been published by Debabrata Sen and Samprit Deb Roy in the journal: *Rec. zool. Surv. India*: **123**(i2S)/505-524, 2023.

Genus: *Makatinus* Heyns, 1965

***Makatinus punctatus* Heyns, 1965**

The species *Makatinus punctatus* Heyns, 1965 is so far reported from South Africa, U.K., USA, California, Hawaii, Netherland, Venezuela has been reported for the first time from India based on a collection made from Assam, India. The specimen was deposited in the National Zoological Collections of Zoological Survey of India. It has been published by Debabrata Sen and Samprit Deb Roy in the journal: *Rec. zool. Surv. India*: **123**(i2S)/505-524, 2023.




Makatinus punctatus Heyns, 1965

Family: NYGOLAIMIDAE

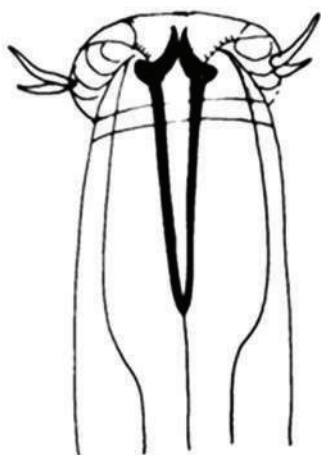
Genus: *Nygolaimus* Cobb, 1913

***Nygolaimus macrobrachyurus* (Heyns, 1968) Thorne, 1974**

The species *Nygolaimus macrobrachyurus* (Heyns, 1968) Thorne, 1974 is so far reported from The Netherlands, U. S. A. has been reported for the first time from India based on a collection made from Assam, India. The specimen was deposited in the National Zoological Collections of Zoological Survey of India. It has been published by Debabrata Sen and Samprit Deb Roy in the journal: *Rec. zool. Surv. India*: **123**(i2S)/505-524, 2023.



Nygolaimus macrobrachyurus (Heyns, 1968) Thorne, 1974



Conilia sinensis Chen and Guo, 2015

Order: ENOPLIDA

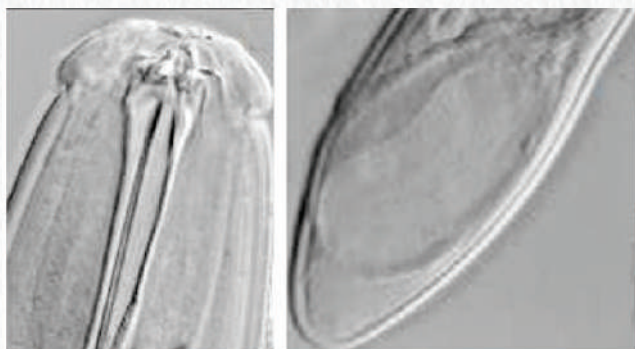
Family: IRONIDAE

Genus: *Conilia* Gerlach, 1956

***Conilia sinensis* Chen & Guo, 2015**

The species *Conilia sinensis* Chen and Guo, 2015 is so far reported from East China Sea for the first time from India based on a collection made from West Bengal, India. The specimen was deposited in the National Zoological Collections of Zoological Survey of India. It has been published by Ritika Datta, Anjum N. Rizvi and C. Raghunathan in the journal: *International Journal of Zoology and Applied Biosciences*, **8**(6):113-120, 2023.

Genus: *Trissonchulus* Cobb, 1920



Trissonchulus provulvatus Orselli & Vinciguerra, 1997

***Trissonchulus provulvatus* Orselli & Vinciguerra, 1997**

The species *Trissonchulus provulvatus* Orselli & Vinciguerra, 1997 is so far reported from Italy has been reported for the first time from India based on a collection made from Pondy Marina (11°54'25.32" N; 79°49'41.39" E) and Kodikkarai (10°16'31.83" N; 79°49'9.49" E), both located in Puducherry, India. The specimen was deposited the specimen was deposited in the National Zoological Collections of Zoological Survey of India. It has been published by Ritika Datta, Anjum N. Rizvi and C. Raghunathan in the journal: *Rec. zool. Surv. India*: **123**(iS2)/01-15, 2023.

4.10

GASTROTRICHA



This year a total of 1 species of porifera have been recorded for the first time from India: Himachal Pradesh (1).

Phylum: GASTROTRICHA
Order: CHAETONOTIDA
Family: CHAETONOTIDAE
Genus: *Chaetonotus* Ehrenberg, 1830

***Chaetonotus (Primochaetus) heideri* Brehm, 1917**

The species *Chaetonotus (Primochaetus) heideri* Brehm, 1917 is so far reported from U.S.A., Italy, Sweden, Brazil, Canada, France, Germany, Great Britain, Romania, Russia, Poland, Ukraine is reported for the first time from India based on a collection made from Himachal Pradesh, India. It has been published by Sreerag Krishnan, Arnab Ghosh, Daizy Bharti, M. Antonio Todaro and Santosh Kumar in the journal: *Rec. zool. Surv. India*: 123(3)/255-260,2023.



Chaetonotus (Primochaetus) heideri Brehm, 1917

4.11

CNIDARIA



This year a total of 1 species of cnidaria have been recorded for the first time from India: Kerala (1)

Class: HYDROZOA
Order: LIMNOMEDUSAE
Family: OLINDIIDAE
Genus: *Vallentinia* Browne, 1902

Vallentinia gabriellae Vannucci Mendes, 1948

The species *Vallentinia gabriellae* Vannucci Mendes, 1948 is native to tropical Atlantic waters. has been reported for the first time from India based on a collection made from estuary along the coast of Kerala in southwestern India. It has been published by P. Hari Praved, K. V. Neethu, Annette F. Govindarajan, S. Bijoy Nandan, B. P. Aneesh and P. R. Jayachandran in the journal: *Journal of the Marine Biological Association of the United Kingdom*, **103**(61): 1–10, 2023.



Vallentinia gabriellae Vannucci Mendes, 1948

4.12

PORIFERA



This year 1 species of porifera have been recorded for the first time from India:
Gujarat (1

Phylum: PORIFERA
Order: HAPLOSCERIDA
Family: CHALINIDAE
Genus: *Haliclona* Grant, 1836

***Haliclona (Reniera) debilis* Pulitzer-Finali, 1993**

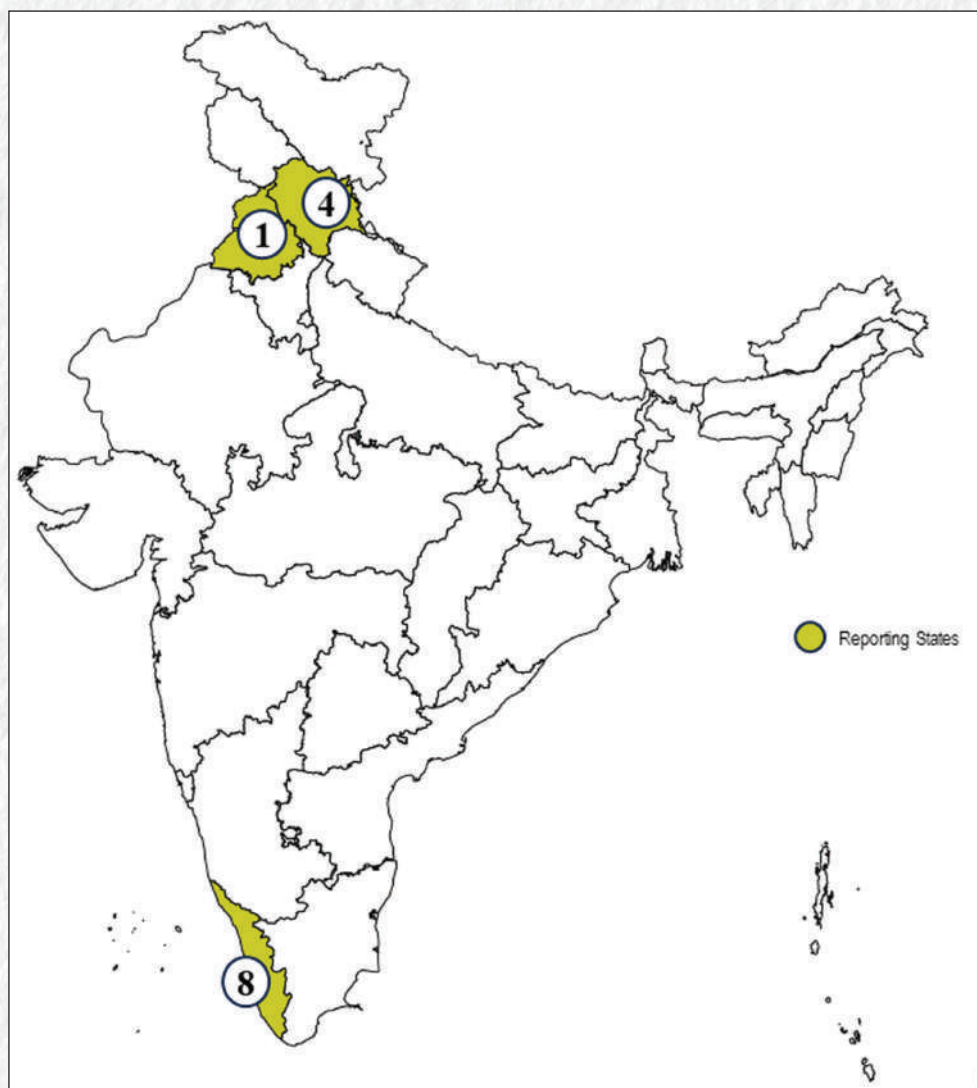
The species *Haliclona (Reniera) debilis* Pulitzer-Finali, 1993 earlier known from Mombasa, Kenya has been reported for the first time from India based on a collection made from Narara Reef of Gulf of Kutch, Gujarat by snorkeling and hand collection. (Lat. 22.37–22.46° N & Long. 69.56–69.66° E). Specimens were deposited in the National Zoological Collection at the Marine Biology Regional Centre of the Zoological Survey of India, Chennai. It has been published by G. Sivaleela, S. Devakumar, and Michelle Kelly in the journal: *Rec. zool. Surv. India*: **123**(iS2)/01-15, 2023.



Haliclona (Reniera) debilis Pulitzer-Finali, 1993

4.13

PROTOZOA



This year a total of 13 species of protozoa have been recorded for the first time from India: Himachal Pradesh (4), Kerala (8) and Punjab (1).

Phylum: TUBULINEA
Class: ELARDIA
Order: ARCELLINIDA
Family: ARCELLIDAE
Genus: *Arcella* Ehrenberg, 1832



Arcella formosa Nicholls, 2005

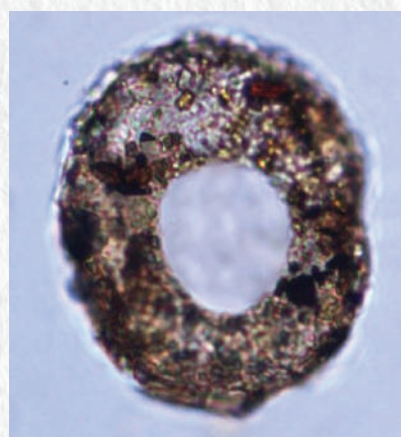
Arcella formosa Nicholls, 2005

The species *Arcella formosa* Nicholls, 2005 is so far reported from Europe, Netherland and Canada is reported for the first time from India based on a collection made from Himachal Pradesh, India. Specimen was deposited at the National Zoological collections of two regional centres of Zoological Survey of India viz., Marine Biology Regional Centre, Chennai, Tamil Nadu and Western Ghat Regional centre, Kozhikode, Kerala. It has been published by L. Bindu in the journal: *International Journal of Global Science Research*, **10**(2): 2127-2131, 2023.

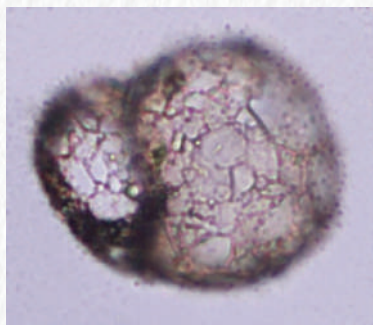
Phylum: AMOEBOZOA
Class: TUBULINEA
Order: ARCELLINIDA
Family: CENTROPYXIDAE
Genus: *Centropyxis* Stein, 1857

Centropyxis kurakchayensis Snegovaya et Alekperov, 2005

The species *Centropyxis kurakchayensis* Snegovaya et Alekperov, 2005 is cosmopolitan is reported for the first time from India based on a collection made from Kerala, India. Specimen was deposited at the National Zoological collections of Marine Biology Regional Centre, Chennai and Protozoology section of Head Quarters, Kolkata. It has been published by L. Bindu in the journal: *Rec. zool. Surv. India*: **123**(2)/117-134, 2023.



Centropyxis kurakchayensis Snegovaya et Alekperov, 2005



Centropyxis loffleri Laminger, 1971

***Centropyxis loffleri* Laminger, 1971**

The species *Centropyxis loffleri* Laminger, 1971 is cosmopolitan is reported for the first time from India based on a collection made from Kerala, India. Specimen was deposited at the National Zoological collections of Marine Biology Regional Centre, Chennai and Protozoology section of Head Quarters, Kolkata. It has been published by L. Bindu in the journal: *Rec. zool. Surv. India*: **123**(2)/117-134, 2023.

Family: EUGLYPHIDAE

Genus: *Euglypha* Dujardin, 1840

***Euglypha marginata* Van Oye, 1958**

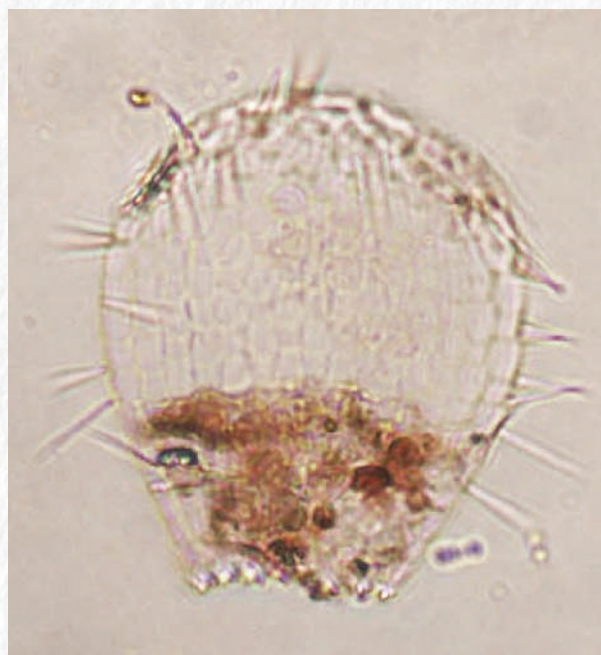
The species *Euglypha marginata* Van Oye, 1958 is cosmopolitan is reported for the first time from India based on a collection made from Kerala, India. Specimen was deposited at the National Zoological collections of Marine Biology Regional Centre, Chennai and Protozoology section of Head Quarters, Kolkata. It has been published by L. Bindu in the journal: *Rec. zool. Surv. India*: **123**(2)/117-134, 2023.



Euglypha marginata Van Oye, 1958

***Euglypha strigosa heterospina* Wailes, 1912**

The species *Euglypha strigosa heterospina* Wailes, 1912 is cosmopolitan is reported for the first time from India based on a collection made from Kerala, India. Specimen was deposited at the National Zoological collections of Marine Biology Regional Centre, Chennai and Protozoology section of Head Quarters, Kolkata. It has been published by L. Bindu in the journal: *Rec. zool. Surv. India*: **123**(2)/117-134, 2023.



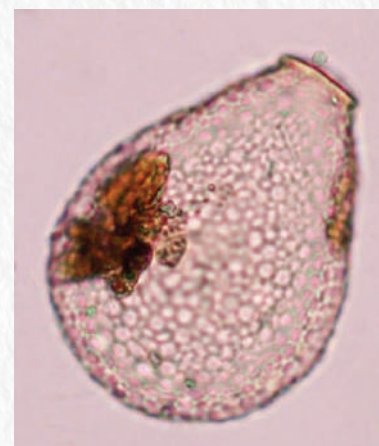
Euglypha strigosa heterospina Wailes, 1912

Family: HYALOSPHEENIIDAE

Genus: *Nebela* Leidy 1874

Nebela parvula Cash, 1909

The species *Nebela parvula* Cash, 1909 is cosmopolitan is reported for the first time from India based on a collection made from Kerala, India. Specimen was deposited at the National Zoological collections of Marine Biology Regional Centre, Chennai and Protozoology section of Head Quarters, Kolkata. It has been published by L. Bindu in the journal: *Rec. zool. Surv. India*: **123**(2)/117-134, 2023.



Nebela parvula Cash, 1909



Nebela spumosa Awerintzew, 1906

Genus: *Nebela* Leidy 1874

Nebela spumosa Awerintzew, 1906

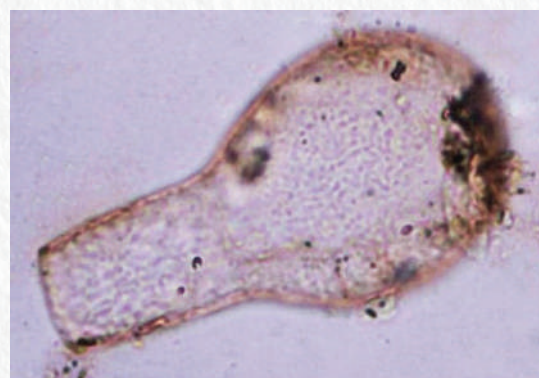
The species *Nebela spumosa* Awerintzew, 1906 is cosmopolitan is reported for the first time from India based on a collection made from Kerala, India. Specimen was deposited at the National Zoological collections of Marine Biology Regional Centre, Chennai and Protozoology section of Head Quarters, Kolkata. It has been published by L. Bindu in the journal: *Rec. zool. Surv. India*: **123**(2)/117-134, 2023.

Family: TRIGONOPYXIDAE

Genus: *Argynnia* Vucetich, 1974

Argynnia gertrudeana Jung, 1942

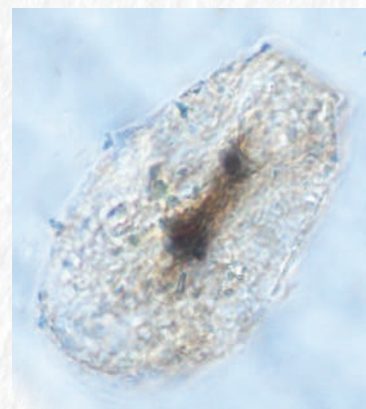
The species *Argynnia gertrudeana* Jung, 1942 is cosmopolitan is reported for the first time from India based on a collection made from Kerala, India. Specimen was deposited at the National Zoological collections of Marine Biology Regional Centre, Chennai and Protozoology section of Head Quarters, Kolkata. It has been published by L. Bindu in the journal: *Rec. zool. Surv. India*: **123**(2)/117-134, 2023.



Argynnia gertrudeana Jung, 1942

Genus: *Physochilla****Physochilla tenella* Penard, 1893**

The species *Physochilla tenella* Penard, 1893 is cosmopolitan is reported for the first time from India based on a collection made from Kerala, India. Specimen was deposited at the National Zoological collections of Marine Biology Regional Centre, Chennai and Protozoology section of Head Quarters, Kolkata. It has been published by L. Bindu in the journal: *Rec. zool. Surv. India*: **123**(2)/117-134, 2023.

*Physochilla tenella* Penard, 1893

Phylum: CILIOPHORA
Class: HETEROTRICHEA
Order: HETEROTRICHIDA
Family: CLIMACOSTOMIDAE
Genus: *Climacostomum* Stein, 1859

***Climacostomum virens* (Ehrenberg, 1838) Stein, 1859**

The species *Climacostomum virens* (Ehrenberg, 1838) Stein, 1859 is so far reported from Australia, Austria, China, Czech, England, Germany, Italy, Korea, Mexico, Russia, Spain, Switzerland, and the USA is reported for the first time from India based on a collection made from Himachal Pradesh, India. Specimen was deposited at the Protozoology Section (National Zoological Collections), Zoological Survey of India, Kolkata. It has been published by Arnab Ghosh, Sreerag Krishnan, Daizy Bharti, Prakash Chand Pathania and Santosh Kumar in the journal: *Rec. zool. Surv. India*: **123**(2)/143-150, 2023.

*Climacostomum virens* (Ehrenberg, 1838) Stein, 1859

Class: SPIROTRICHEA
Order: SPORADOTRICHIDA
Family: UROLEPTIDAE
Genus: *Uroleptus* Ehrenberg, 1831

***Uroleptus (Caudiholosticha) stueberi* (Foissner, 1987) Li et al., 2017**

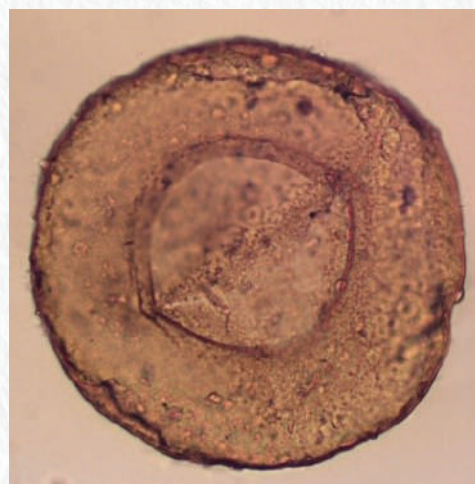
The species *Uroleptus (Caudiholosticha) stueberi* (Foissner, 1987) Li et al., 2017 is so far reported from Austria and China is reported for the first time from India based on a collection made from Punjab, India. Specimen was deposited at the Protozoology Section (National Zoological Collections), Zoological Survey of India, Kolkata. It has been published by Arnab Ghosh, Sreerag Krishnan, Daizy Bharti, Prakash Chand Pathania and Santosh Kumar in the journal: *Rec. zool. Surv. India*: **123**(2)/143-150, 2023.

*Uroleptus (Caudiholosticha) stueberi* (Foissner, 1987) Li et al., 2017

Phylum: TUBULINEA
Class: ELARDIA
Order: ARCELLINIDA
Family: ARCELLIDAE
Genus: *Galeripora* González-Miguéns et al., 2021

***Galeripora bathystoma* (Deflandre, 1928) Gonzalez-Miguens et al., 2021**

The species *Galeripora bathystoma* (Deflandre, 1928) Gonzalez-Miguens et al., 2021 is so far reported from France is reported for the first time from India based on a collection made from Himachal Pradesh, India. Specimen was deposited at the National Zoological collections of two regional centres of Zoological Survey of India viz., Marine Biology Regional Centre, Chennai, Tamil Nadu and Western Ghat Regional centre, Kozhikode, Kerala. It has been published by L. Bindu in the journal: *International Journal of Global Science Research*, **10**(2): 2127-2131, 2023.



Galeripora bathystoma (Deflandre, 1928) Gonzalez-Miguens et al., 2021



Galeripora scutelliformis Playfair, 1918

***Galeripora scutelliformis* Playfair, 1918**

The species *Galeripora scutelliformis* Playfair, 1918 is so far reported from Australia and Europe is reported for the first time from India based on a collection made from Himachal Pradesh, India. Specimen was deposited at the National Zoological collections of two regional centres of Zoological Survey of India viz., Marine Biology Regional Centre, Chennai, Tamil Nadu and Western Ghat Regional centre, Kozhikode, Kerala. It has been published by L. Bindu in the journal: *International Journal of Global Science Research*, **10**(2): 2127-2131.

5 SPECIES INDEX





1. *Acanthogyrus bispinosa* Rana & Kaur
2. *Acanthogyrus garciai* Rana & Kaur
3. *Acaropsella strioreticulata* Martin & James
4. *Acentrella (Acentrella) isacki* Srinivasana et al.
5. *Achromadora porosa* Mahboob et al.
6. *Acmopolynema dilemma* Triapitsyn & Berezovski, 2007
7. *Acmopolynema misbahae* Anwar et al.
8. *Acrida acuminata* Stål, 1873
9. *Acrotelsella jhargramensis* Hazra et al.
10. *Actias smetaceki*, Naumann & Smetacek,
11. *Aculus fockeui* (Nalepa & Trouessart, 1891)
12. *Aculus schlehtendali* (Nalepa, 1890)
13. *Adrapsa ablualis* Walker, 1859
14. *Aenictus dirangensis* Dhadwal & Bharti
15. *Aenictus kadalorensis* Sahoo et al.
16. *Afissa langpingensis* (Zeng & Yang, 1996)
17. *Afraflacilla adavathurensis* Sampathkumar et Caleb
18. *Afraflacilla kerala* Babu et al.
19. *Agrochola magarorum* Benedek et al. 2013
20. *Ahmaditermes pyricephalus* Akhtar, 1975
21. *Alainites neeru* Sohil et al.
22. *Alcalus fontinalis* Boruah et al.
23. *Allocreadium colisi* Devi & Singh
24. *Allocreadium haryanii* Upadhyay et al.
25. *Allomunida magnicheles* Baba, 1988
26. *Alpheus sulcipalma* Purushothaman et al.
27. *Alycaeus himalayae* Aravind & Gergely
28. *Amblyceps crassioris* Vijaykrishnan & Jayasimhan
29. *Amblyseius andamanicus* Karmakar & Biswas
30. *Amblyseius reticulatus* Karmakar & Biswas
31. *Amemboa latoae* Jehamalar & Dash
32. *Amemboa zetteli* Jehamalar & Dash
33. *Amolops siju* Saikia et al.
34. *Amphichroum telnovi* Shavrin 2021
35. *Ampulicomorpha nepalensis* Olmi, 1997
36. *Amraica solivagaria* (Walker, 1866)
37. *Anarrhotus fossulatus* Simon, 1902
38. *Andreimyrmex substriolata* (Chen, 1957)
39. *Anomostomus (Thaei) devagiriensis* Nijisha & Thomas
40. *Anthaxia (Haplanthaxia) keralensis* Seena et al.
41. *Anthobium wittmeri* Shavrin
42. *Anthrenus (Anthrenus) mumbaiensis* Holloway
43. *Antomicron quindecimpapillatus* Holovachov, 2012
44. *Apatania aison* Malick, 1997
45. *Aphanogmus cecidovorvus* Ranjith
46. *Aphelenchoides oryzae* Chanu & Mohilal
47. *Aporcelaimellus taylori* Yeates, 1967
48. *Aprusia rothorum* Grismado
49. *Aradhya placida* Pati et al.
50. *Araneus marmoreus* Clerck, 1757
51. *Araneus viridiventris* Yaginuma, 1969
52. *Arcella formosa* Nicholls, 2005
53. *Arcotheres Alcocki* (Rathbun, 1909)
54. *Arctosa dhikala* Sankaran & Caleb
55. *Argynnia gertrudeana* Jung, 1942
56. *Argyropelecus sladeni* Regan, 1908
57. *Asarkina africana* Bezzi, 1908
58. *Asceua thrippalurensis*, Sankaran
59. *Asialeyrodes euphoria* Takahashi, 1942
60. *Aspidosiphon (Akrikos) carnicobarensis* Dixit et al.
61. *Asticostena keralaensis*, Novak
62. *Asticostena karanatakaensis*, Novak
63. *Asticostena sulphurea*, Novak
64. *Aulacaspis elettaria* Joshi & Nafeesa
65. *Aurelianus yunnanensis* Xiong, 1987
66. *Awaous motla* Seth et al.
67. *Axonchium indicum* Kumar & Ahmad
68. *Axonchium microspiculum* Kumar & Ahmad
69. *Axonchium nilgiriense* Kumar & Ahmad
70. *Axonchium paracingulatum* Kumar & Ahmad
71. *Axonchium tropicum* Kumar & Ahmad
72. *Axonchium unicum* Kumar & Ahmad
73. *Bactrocera (Bactrocera) prabhakari* Maneesh et al.
74. *Badis limaakumi*, Praveenraj
75. *Baetis venkataramani* Sivaruban et al.
76. *Bambuphaga balajii* Ramaiah et al.
77. *Barilius kamjongensis* Arunkumar et al.
78. *Barsaurea apatani* Singh et al.
79. *Barsaurea diehli* (Dubatolov & Bucsek, 2014)
80. *Barsaurea ketiga* Volynkin et al., 2020
81. *Bassaniodes tristrani* (Pickard-Cambridge, 1872)
82. *Batillipes kalami* Vishnudattan et al.
83. *Belondira clavicauda* (Williams, 1958)
84. *Belondira sclerocephalus* Kumar & Ahmad
85. *Belondira spicularis* Kumar & Ahmad
86. *Belondira tumicauda* Coomans & Baqri, 1972
87. *Bharatasoma eskovi* Marusik
88. *Boletoxenus taprobanae* (Lewis, 1894)
89. *Borostomias elucens* (Brauer, 1906)
90. *Bryophaenocladus kolkataensis* Som et al.
91. *Bryophaenocladus pollexus* Som et al.
92. *Bubopsis zarudnyi* Martynova, 1926

93. *Bufoides bhupathyi* Naveen et al.
94. *Bulbitermes debadiliporum* Das & Choudhury
95. *Caenis arunachalami* Srinivasan et al.
96. *Caenis kaegies* Srinivasan et al.
97. *Caenis limai* Srinivasan et al.
98. *Caenis venkataramani* Srinivasan et al.
99. *Calcarius lapponicus* (Linnaeus, 1758)
100. *Calvolia summersi* (Mostafa, 1970)
101. *Calyza hermetiae* Binoy & Colombo
102. *Camponotus habereri* Forel, 1911
103. *Camponotus keihitoi* Forel, 1913
104. *Camponotus meghalayaensis* Dhadwal & Bharti
105. *Camponotus quadrinotatus* Forel, 1886
106. *Camponotus sholensis* Dhadwal & Bharti
107. *Camponotus simoni* Emery, 1893
108. *Capra himalayensis* Jabin et al.
109. *Capulopsycha keralensis* Unnikrishnan et al.
110. *Cardilia martini* Deshayes, 1844
111. *Cardiodectes vampire* Aneesh et al.
112. *Carlogonus bengalensis* Bhakat
113. *Catapiestus clavipes* Lang & Ren, 2009
114. *Centroptella ghatensis* Kluge, 2021
115. *Centropyxis kurakchayensis* Snegovaya et Alekperov, 2005
116. *Centropyxis loffleri* Laminger, 1971
117. *Ceratina (Ceratinidia) tawangensis* Ghosh et al.
118. *Ceratina (ceratinidia) bryanti* Cockerell, 1919
119. *Cerogria gozmanyi* Merkl, 2007
120. *Ceropales (Ceropales) keralaensis* Anju et al.
121. *Ceropales (Ceropales) anaghae* Anju et al.
122. *Chaetonotus (Primochaetus) heideri* Brehm, 1917
123. *Chaetospania anderssoni* Brindle, 1971
124. *Chalcis biligiriensis* Ranjith & Priyadarsanan
125. *Chalybion gracile* Hensen, 1988
126. *Channa harcourtbutleri* (Annandale, 1918)
127. *Chelonus (Carinichelonus) siangensis* Ranjith & Priyadarsanan
128. *Chelonus (Megachelonus) adii* Ranjith & Priyadarsanan
129. *Chelonus (Megachelonus) biligiriensis* Ranjith & Priyadarsanan
130. *Chelonus (Megachelonus) novis* Ranjith & Priyadarsanan
131. *Chelonus (Megachelonus) sahyadriensis* Ranjith & Priyadarsanan
132. *Chelonus (Mirachelonus) melanogastrus* Ranjith & Priyadarsanan
133. *Chelonus (Parachelonus) expeditious* Ranjith & Priyadarsanan
134. *Chelonus (Parachelonus) komsingensis* Ranjith & Priyadarsanan
135. *Chilocorus keralensis* Poorani, Chou & Lin, 2017
136. *Chrysis parviocula* Rosa
137. *Cigaritis meghamalaiensis* Sadasivan & Naicker
138. *Cionus ottomerkli* Caldara & Kotsal
139. *Cirrhilabrus rubeus* Victor, 2016
140. *Cirrhimuraena odishaensis* Mohanty et al.
141. *Climacostomum virens* (Ehrenberg, 1838) Stein, 1859
142. *Clithon faba* (Sowerby, 1836)
143. *Clubiona dorni* Sarkar et al.
144. *Clubiona melanosticta* Thorell, 1890
145. *Clubiona uniyali* Sarkar et al.
146. *Clypeuspinus devagiriensis* Neethu & Sabu
147. *Cnaphoscapus sternofovelus* Mahendiran et al.
148. *Cnemaspis cavernicola* Khandekar et al.
149. *Cnemaspis ganeshaihi* Narayanan et al.
150. *Cnemaspis pakkamalaiensis* Khandekar et al.
151. *Cnemaspis rashidi* Sayyed et al.
152. *Cnemaspis reticulata* Sayyed et al.
153. *Cnemaspis sundara* Sayyed et al.
154. *Cnemaspis triedra* Sayyed et al.
155. *Coelophora lushuiensis* (Jing, 1992)
156. *Coenodomus wangi* Ranjan et al.
157. *Coleolissus brevis* Kataev & Wrase
158. *Colopsus peppara* Sudhin et al.
159. *Conger melanopterus* Kodeeswaran et al.
160. *Conilia sinensis* Chen & Guo, 2015
161. *Conocephalus (Aniosptera) himalayicus* Chandra et al.
162. *Conus tenuistriatus* G. B. Sowerby II, 1858
163. *Coquillettia xanthogaster* (Edwards, 1924)
164. *Corgatha tornalis* Wileman, 1915
165. *Corinnomma simplex* Zhang et al., 2022
166. *Coriophagus chaudhuri* Hui et al.
167. *Corononema parvum* Nicholas & Stewart, 1995
168. *Cragandhara himalaya* Volynkin
169. *Cragandhara khasia* Volynkin
170. *Crematogaster bonnieae* Akbar et al.
171. *Cricula mishmica* Naumann & Smetacek
172. *Cteniopinus milkyskai* Novak 2019
173. *Ctenolepisma (Ctenolepisma) kawalense* Hazra et al.
174. *Cuapetes purushothamani* Jose et al.
175. *Cymadusa filosa*, Savigny, 1816
176. *Cymadusa kaureshi* Thacker et al.
177. *Cyrtodactylus chengodumalaensis* Agarwal et al.
178. *Cyrtodactylus irulaorum* Agarwal et al.

179. *Cyrtodactylus relictus* Agarwal et al.
180. *Cyrtodactylus vairengtensis* Lalremsanga et al.
181. *Cyrtopodion vindhya* Patel et al.
182. *Dabessus indicus* Kushwaha & Jahan
183. *Dactylogyrus anchoracanthoides* Khwaja et al.
184. *Dasyhelea (Sebessia) falxa* Brahma et al.
185. *Dasyhelea (Sebessia) folia* Brahma et al.
186. *Dasyhelea (Dasyhelea) incisura* Brahma et al.
187. *Dasyhelea (Dasyhelea) quasifulcillata* Brahma et al.
188. *Dasyhelea (Dasyhelea) trigona* Brahma et al.
189. *Dasylabris leleji* Terine & Kumar
190. *Demaorchestia alanensis* Bhoi et al.
191. *Dendroiketes corticinus* (Burr, 1908)
192. *Dendrolycosa sahyadriensis* Sudhin et al.
193. *Dendronephthya johnsonii* Kunjulakshmi et al.
194. *Dendrothrips glynn* Mound, 1999
195. *Dentadra stigmatismena* Volynkin
196. *Dermatopelte striata* Ranjith & Burks
197. *Diamphipsocus striatus* (Thornton, 1984)
198. *Dicopomorpha heratyti* Anwar et al.
199. *Dicopomorpha mirzai* Anwar et al.
200. *Dolophilodes dhritiae* Pandher et al.
201. *Dolophilodes laminata* Pandher et al.
202. *Dolophilodes similis* Pandher et al.
203. *Draposa sebastiani* Abhijith & Sudhikumar
204. *Dravidogecko beddomei* Adhikary et al.
205. *Ducetia assamica* Tiwari & Diwakar
206. *Ducetia rohinii* Tiwari & Diwakar
207. *Dunnius barpetensis* Salini & Rabbani
208. *Elampus bicolor* Rosa
209. *Ellobium incrassatum* Adams & Adams, 1854
210. *Elthusia aquabio* Aneesh et al.
211. *Elthusia nemo* Aneesh et al.
212. *Encarsia cubensis* Gahan (1931)
213. *Endotricha dumalis* Wang & Li, 2005
214. *Endotricha fuscossilata* Ranjan et al.
215. *Endotricha lii* Ranjan et al.
216. *Endotricha sikkima* Ranjan et al.
217. *Endotricha valentis* Kirpichnikova, 2003
218. *Engraulicola longisomum* Sailaja & Shamim
219. *Eniacomorpha bouceki* Binoy
220. *Epeus daiqini* Patoleta, Gardzińska & Żabka, 2020
221. *Epithemis wayanadensis* Chandran et al.
222. *Eriozona (Megasyrphus) pseudohimalayensis*, Sengupta et al.
223. *Euaspis polynesia* Vachal, 1903
224. *Euconocephalus narayanpurensis* Kumar & Chand
225. *Euglypha marginata* Van Oye, 1958
226. *Euglypha strigosa heterospina* Wailes, 1912
227. *Eugnathogobius mindora* (Herre, 1945)
228. *Eugoa brunnea* Hampson, 1914
229. *Eulophus almoriensis* Raza & Zeya
230. *Eulophus orientalis* Raza & Zeya
231. *Eumasia venefica* Unnikrishnan et al.
232. *Euphlyctis bengalensis* Bhakat & Bhakat
233. *Eurydice andamanensis* Anil & Jayraj
234. *Eurydice mohani* Anil & Jayraj
235. *Euseius jhinukae* Karmakar & Biswas
236. *Euseius madhubanensis* Karmakar & Biswas
237. *Eutyphoeus dhubriensis* Ahmed et al.
238. *Euurobracon cephalotes cephalotes* (Smith, 1858)
239. *Evarcha pulchella* (Thorell, 1895)
240. *Filenchus dhanachandi* Chanu & Mohilal
241. *Filenchus imphalus* Chanu & Mohilal
242. *Forcipomyia (Forcipomyia) hispida* Pal et al.
243. *Forcipomyia (Forcipomyia) distalpalpis* Liu et al. 2001
244. *Forcipomyia (Lasiohelea) ripa* Yu & Liu, 2000
245. *Forcipomyia (Lasiohelea) sibirica* (Bujanova, 1962)
246. *Forcipomyia (Lepidohelea) biharinathensis* Pal et al.
247. *Forcipomyia (Lepidohelea) buccina* Pal et al.
248. *Forcipomyia (Thyridomyia) frutetorum* (Winnertz, 1852)
249. *Fossia melanandra* (Černý, 2009)
250. *Frankliniella insolitum* Pal et al.
251. *Fungitarsonemus jasminae* Karmakar & Kayal
252. *Galeripora bathystoma* (Deflandre, 1928) Gonzalez-Miguens et al., 2021
253. *Galeripora scutelliformis* Playfair, 1918
254. *Gangesia mukutmanipurensis* Marick et al.
255. *Garra chingaiensis* Abonmai et al.
256. *Garra irangensis* Premananda & Singh
257. *Garra laishrami*, Surachita et al.
258. *Garra lungongza* Catherine & Linthoingamb
259. *Garra tezuensis* Thoidingjam et al.
260. *Gekko mizoramensis* Lalremsanga et al.
261. *Gelotia lanka* Wijesinghe, 1991
262. *Gemmula diomedea* Powell, 1964
263. *Ghatiana sanguinolenta* Pati et al.
264. *Giuris tolsoni* (Bleeker, 1854)
265. *Glyptothoa sagara* Helna et al.
266. *Glyptothorax heokhee* Singh et al.
267. *Glyptothorax lairamkhullensis* Devi et al.
268. *Glyptothorax motbunensis* Premananda & Singh
269. *Glyptothorax primusplicae* Shangningam & Kosygin

270. *Glyptothorax siangensis*, Singh et al.
271. *Glyptothorax viridis* Shangningam & Kosygin
272. *Gracixalus patkaiensis* Boruah et al.
273. *Grammatostomias dentatus* Goode & Bean, 1895
274. *Grimothea krishaha* Tiwari et al.
275. *Gymnothorax tamilnaduensis* Kodeeswaran et al.
276. *Gynacantha anandmati* Sawant & Kambli
277. *Gynaeseius dweepabasi* Karmakar & Biswas
278. *Gynaeseius kalapaharicus* Karmakar & Biswas
279. *Gynaeseius santosoi* (Ehara, 2005)
280. *Habrocestum emanasakgrensis* Kadam & Tripathi
281. *Habrocestum imilchang* Kadam & Tripathi
282. *Habrocestum togansangmai* Kadam & Tripathi
283. *Haliclona (Reniera) debilis* Pulitzer-Finali, 1993
284. *Hamadruas hieroglyphica* (Thorell, 1887)
285. *Hamadruas keralensis* Sen & Sudhin
286. *Haritalopha biparticolor* (Hampson, 1895)
287. *Harmonia andamanensis* Poorani
288. *Hasarius mumbai* Joshi et Tripathi
289. *Hatigoria zhangii* Viraktamath & Yeshwanth
290. *Helina iwasai* Shinonaga, 1994
291. *Hemidactylus multisulcatus* Sayyed et al.
292. *Hemidactylus pakkamalaiensis* Narayanan et al.
293. *Hemidactylus paucifasciatus* Mohapatra et al.
294. *Hemidactylus quartziticulus* Khandekar et al.
295. *Hemiglaea mirabilis* Hreblay & Ronkay, 1998
296. *Hemisudra indica* Viraktamath & Yeshwanth
297. *Heptagenia (Heptagenia) quadripunctata* Kluge, 1989
298. *Hexacentrus ashoka* Ghosh et al.
299. *Hexacentrus khasiensis* Ghosh et al.
300. *Hexacentrus tiddae* Ghosh et al.
301. *Himachalus pradeshicus* Martens et al.
302. *Hirodai ohtsukai* Aneesh et al.
303. *Hongkongia novia* Sankaran & Tripathy
304. *Honveda schintlmeisteri* Joshi et al.
305. *Hoplandrothrips ochraceus*, Okajima & Urushihara, 1992
306. *Hoplochaetella darwini* Ahmed & Julka
307. *Hybos culiciformis* (Fabricius, 1775)
308. *Hydatothrips onari* Kudo, 1997
309. *Hydatothrips longirostris*, Rachana et al.
310. *Iambia lyricalis* Holloway, 1989
311. *Ichthyococcus parini* Mukhacheva, 1981
312. *Indothais gradata* (Jonas, 1846)
313. *Iniostichus proximus* Ranjith & Burks
314. *Isometrus adviteeya* Deshpande et al.
315. *Isometrus anamalaiensis* Deshpande et al.
316. *Isometrus lithophilis* Deshpande et al.
317. *Isometrus palani* Deshpande et al.
318. *Isometrus thenmala* Deshpande et al.
319. *Jauravia albidula* Motschulsky, 1866
320. *Kalasha confusa* Viraktamath & Yeshwanth
321. *Kalasha manikya* Viraktamath & Yeshwanth
322. *Kengundia flavoscutellata* Viraktamath
323. *Kurzenkotilla visrara* (Cameron, 1898)
324. *Lacconectus ishae* Ghosh
325. *Lasioglossum (Hemihalictus) longitudinale* Falswal & Dey
326. *Lasioglossum (Hemihalictus) rugulosum* Falswal & Dey
327. *Lepidostoma bufiel* Malicky, 2017
328. *Lepidostoma diespiter* (Malicky & Sangpradub, 2001)
329. *Lepidostoma kamba* (Mosely, 1939)
330. *Leucothoe jimi* Thacker et al.
331. *Libengaia lamerallis* Sunil & Meshram
332. *Lichenomima aldrete* Ramesh et al.
333. *Lichtwardtia dentalis* Zhang et al., 2009
334. *Lichtwardtia singaporensis* Grootaert et Tang, 2018
335. *Lisotrigona darbhaensis* Viraktamath et al.
336. *Lisotrigona kosumtaraensis* Viraktamath & Jagruti
337. *Loepa himalayana* Naumann & Smetacek
338. *Loepa melichari* Naumann & Smetacek
339. *Lophophelma harmenni* Irungbam
340. *Lordomyrma mewasinghi* Dhadwal & Bharti
341. *Lygaeus kalmi* Stal, 1874
342. *Lygus lineolaris* (Palisot de Beauvois, 1818)
343. *Macrocephenchelys sumodi* Kodeeswaran et al.
344. *Makatinus punctatus* Heyns, 1965
345. *Maladera bezdeki* Bhunia et al.
346. *Maladera kolkataensis* Bhunia et al.
347. *Manikidesmus suriensis* Bhakat
348. *Mannerheimia prolongata* Shavrin
349. *Melanostomias valdiviae* Brauer, 1902
350. *Melolontha arunachalensis* Gupta et al.
351. *Melolontha chinensis* Guérin-Méneville, 1838
352. *Melolontha lachungensis* Gupta et al.
353. *Mesocriconema mamitensis* Singh et al.
354. *Mesodorylaimus bastiani* (Butschli, 1873) Andrassy, 1959
355. *Microcerotermes lahorensis* (Akhtar, 1972)
356. *Microcotyle clupei* Sailaja & Shamim
357. *Miltochrista kumarkaustubhi* Singh et al.

358. *Miltochrista tenuiprocessa* Volynkin et al.
359. *Miltochrista madathumala* Singh et al.
360. *Miltochrista roseogrisea* (Rothschild, 1913)
361. *Miltochrista tsimphida* Volynkin et al.
362. *Miniopterus srinii* Bsrinivasulu & Srinivasulu
363. *Miresa argentifera* Walker 1855
364. *Miresa chandani* Katewa & Pathania
365. *Mirufens kamalia* Zaidi & Anis
366. *Mukariella viraktamathi* Ramaiah et al.
367. *Mulveyellus aizawlensis* Singh et al.
368. *Muraenichthys hibinoi* Mohapatra et al.
369. *Myathropa semenovi* (Smirnov, 1925)
370. *Myospila himalayensis* Jana et al.
371. *Myrmarachne spissa* (G, W, Peckham & E, G, Peckham, 1892)
372. *Myxobolus coriumicus* Ghai et al.
373. *Myxobolus planilizae* Correya et al.
374. *Nandithrips pouzolziae* Rachana et al.
375. *Narcine oculifera* Carvalho et al. 2002
376. *Nasutitermes profuscapennis* Akhtar, 1975
377. *Nebela parvula* Cash, 1908
378. *Nebela spumosa* Awerintzew, 1906
379. *Nemoleon ghoshi* Suryanarayanan et al.
380. *Nemoleon madayiensis* Suryanarayanan et al.
381. *Nemophora angustialata* Kozlov
382. *Nemophora chalcomis* (Meyrick, 1907)
383. *Nemophora costimaculella* Kozlov
384. *Nemophora ferruginea* Kozlov
385. *Nemophora fletcherella* Kozlov
386. *Nemophora fuscomaculella* Kozlov
387. *Nemophora kashmirella* Kozlov
388. *Nemophora manipurella* Kozlov
389. *Nemophora mediseorsa* Sun et Li, 2023
390. *Nemophora nitidulella* Kozlov
391. *Nemophora ornamentella* Kozlov
392. *Nemophora phryganeella* Kozlov
393. *Nemophora tenuitella* Kozlov
394. *Neohirmocystis canchipurae* Mohilal et al.
395. *Neolissochilus pnar* Dahanukar et al.
396. *Neoscona xishanensis* Yin, Wang, Xie et Peng, 1990
397. *Neoseiulus ramabettaensis* Döker & Jose
398. *Neurocossus albuquerqi* Yakovlev
399. *Nidirana noadihing* Boruah et al.
400. *Notocanthus laccadiensis* Konhamkakkada et al.
401. *Numenes grisa* Chao, 1983
402. *Nygolaimus macrobrachyurus* (Heyns, 1968) Thorne, 1974
403. *Odontocraspis collieri* Zolotuhin & Witt, 2000
404. *Odontomutilla fletcheri* Lelej et al., 2020
405. *Odontotermes hainanensis* (Light, 1924)
406. *Oecobius thar* Tripathi et al.
407. *Ogma decalineatus* (Chitwood, 1957)
408. *Ogma mizoramensis* Singh et al.
409. *Omorgus (Omorgus) khandesh*, Strümpher & Kalawate
410. *Oomyzus dolo* Ahamad & Zeya
411. *Oomyzus sarfrazi* Ahamad & Zeya
412. *Ophichthus naevius* Kodeeswaran et al.
413. *Ophichthus nigroventralis* Kodeeswaran et al.
414. *Opsius richteri* Dlabola, 1960
415. *Opsius stactogallus* Fieber, 1866
416. *Oreta loochooana* Swinhoe, 1902
417. *Oricoruna iceryophagus* Surya et al.
418. *Oruza crocodeta* (Turner, 1903)
419. *Oxyopes mirabilis* Zhang et al., 2005
420. *Oxytate subvirens* (Strand, 1907)
421. *Oxytricha buxai* Bharti & Santosh
422. *Paectes psaliphora* Hampson, 1912
423. *Palaeoneura razii* Anwar et al.
424. *Pallenopsis hoeki* (Miers, 1884)
425. *Pallisentis himachalensis* Rana & Kaur
426. *Pallisentis longus* Rana & Kaur
427. *Palpimanus godawan* Tripathi & Sankaran
428. *Palpimanus maldhok* Kuni, et al.
429. *Pancorius sebastiani* Asima et al.
430. *Panotrogus expansus* Keith, 2003
431. *Panotrogus pakistanus* Keith, 2002
432. *Paracheilinus mccoskeri* Randall & Harmelin-Vivien 1977
433. *Paracladopelma clavatum* Mukherjee et al.
434. *Paracladopelma ovatum* Mukherjee et al.
435. *Paragus haemorrhous* Meigen, 1822
436. *Paramacrobiotus bengalensis* Basu et al.
437. *Paramolotra bengalensis* Grismado
438. *Parananomantis fascifemorata* Sureshan et al.
439. *Paraphloeostiba apicalis* (Cameron, 1925)
440. *Parasteatoda tepidariorum* (C, L, Koch, 1841)
441. *Paratrachodina indiana* Saha et al.
442. *Parzaommomyia halavarthyensis* Parveen & Zeya
443. *Parzaommomyia haziqi* Parveen & Zeya
444. *Paussus (Scaphipausus) saueri* Bednarík & Bocak
445. *Pericapritermes semarangi* (Holmgren, 1913)
446. *Perinereis khambhatiensis* Prajapat et al.
447. *Pexicopia tungabhadrai* Varnitha et al.

448. *Phalera sundana* Holloway, 1982
449. *Phintella dhritiae* Sudhin et al.
450. *Phintella platnicki* Sudhin et al.
451. *Phleobum periplanae* Mohilal et al.
452. *Photonectes barnetti* Klepadlo, 2011
453. *Photonectes paxtoni* Flynn & Klepadlo, 2012
454. *Phrynocaria prathapani* Poorani
455. *Physochilla tenella* Penard, 1893
456. *Piarosoma arunachalensis* Sondhi et al.
457. *Pingasa chloroides* Galsworthy, 1998
458. *Pisaura novicia* (Koch, 1878)
459. *Pisodonophis kalinga* Mohanty et al.
460. *Piyumoides indicus* Amal et al.
461. *Platygaster achterbergiana* Buhl, 2009
462. *Plutodes quadratus* Singh et al.
463. *Pogonus malabrensis* Shigina & Thomas
464. *Polyipnus limatulus* Harold & Wessel, 1998
465. *Pomadasy andamanensis* McKay & Satapoomin, 1994
466. *Praealeurolobus indicus* Drohojowska et al.
467. *Praetextatus typicus* Distant, 1901
468. *Preeriella armigera* Okajima, 1998
469. *Probithia imprimata* (Walker, 1861)
470. *Probrachista turtukensis* Khan et al.
471. *Prorhinotermes cotym* Joseph et al.
472. *Prosrhynchoides aspinosus* Malsawmtluangi & Lalramliana
473. *Proterothrix manolelii* Constantinescu
474. *Protosticta armageddonia* Chandan et al.
475. *Protosticta sexcolorata* Chandran et al.
476. *Pseudolaguvia permaris* Vijayakrishnan et al.
477. *Pseudopanotrogus extrarius* Keith, 2005
478. *Pseudopoda bifaria* Zhang et al.
479. *Pseudopoda flabelliformis* Zhang et al.
480. *Pseudopoda nandaensis* Zhang et al.
481. *Psyllaephagus malloticolae* Rawat & Kumar
482. *Pterygotrigla intermedica* Roy et al.
483. *Purana cheeveeda* Sadasivan
484. *Pyralis farinalis* Linnaeus, 1758
485. *Quadrivisio chilikensis* Bhoi et al.
486. *Quadrullella talukensis* Bindu
487. *Rhadinobracon levigatus* Ranjith
488. *Rhadinobracon nitidus* Ranjith
489. *Rhinotus purpureus* (Pocock, 1894)
490. *Rhipiphorothrips concoloratus* Zhang & Tong, 1993
491. *Rhynchoconger bicoloratus* Kodeeswaran et al.
492. *Rugigegat lucyvoronovae* Yakovlev & Kozlov
493. *Ruttellerona pseudocessaria* Holloway, 1994
494. *Sahyadriophis uttaraghati* Patel et al.
495. *Sahyaterpnosia laevospina* Sadasivan & Sarkar
496. *Salassa dibanga* Naumann & Smetacek
497. *Salassa occinica* Naumann & Smetacek
498. *Sarcophaga (Lioproctia) mailansis* Kumar et al.
499. *Sarcoptes kutchensis* Agnihotri et al.
500. *Satsumanus chajingensis* Rajgopal & Stuti
501. *Schizophragma mitai* Triapitysn, 2021
502. *Scirtothrips quercus* Pal et al.
503. *Scorpaenopsis obtusa* Randall et Eschmeyer, 2002
504. *Scotophaeus xizang* Zhang et al. 2003
505. *Scymnus (Scymnus) hodeki* Poorani
506. *Siler niser* Caleb et al.
507. *Sinobirma occidentalis* Naumann & Smetacek
508. *Sinonipponia baruai* Sugiyama et al.
509. *Slipinskiscymnus keralensis* Poorani
510. *Smicromyrme (Eremotilla) williamsi* Terine & Kumar
511. *Solus pseudodrepanoides* Naumann & Smetacek
512. *Solus tawanga* Naumann & Smetacek
513. *Sophonon submodesta* Jat et al.
514. *Spaniocentra kunyukii* Yazaki, 1994
515. *Sparasion bhairavi* Veenakumari
516. *Sparasion bhupali* Veenakumari
517. *Sparasion bihagi* Veenakumari
518. *Sparasion bilahari* Veenakumari
519. *Sparasion darbari* Veenakumari
520. *Sparasion deepaki* Veenakumari
521. *Sparasion elbakayanae* Veenakumari
522. *Sparasion hindoli* Veenakumari
523. *Sparasion kalyani* Veenakumari
524. *Sparasion kanakangi* Veenakumari
525. *Sparasion karivadana* Veenakumari
526. *Sparasion manavati* Veenakumari
527. *Sparasion meghmalhari* Veenakumari,
528. *Sparasion pahadi* Veenakumari
529. *Sparasion ratnangi* Veenakumari
530. *Sparasion rupavati* Veenakumari
531. *Sparasion salagami* Veenakumari
532. *Sparasion shulini* Veenakumari
533. *Sparasion sivaranjini* Veenakumari
534. *Sparasion syamalangi* Veenakumari
535. *Sparasion todi* Veenakumari
536. *Sparasion vanaspati* Veenakumari
537. *Sparasion visvambari* Veenakumari
538. *Sparasion zeelafi* Veenakumari

539. *Sparbambus sindhudurg* Kadam & Tripathi
540. *Spariolenus bakasura* Moradmand et al.
541. *Spariolenus kabandha* Moradmand et al.
542. *Spilomena nilgiriensis* Tessy et al.
543. *Spilomena unus* Tessy et al.
544. *Spilomutilla eltola* (Cameron, 1898)
545. *Spilosoma howqua* Moore, 1877
546. *Steatoda erigoniformis* (Cambridge, 1872)
547. *Steatoda triangulosa* (Walckenaer, 1802)
548. *Steinernema indicum* Patil et al.
549. *Steinernema shori* Soni et al.
550. *Stenaelurillus megamalai* Sudhin et al.
551. *Stenaelurillus neyyar* Sudhin et al.
552. *Sternoptyx obscura* Garman, 1899
553. *Stictoponera lattkei* Dhadwal & Bharti
554. *Stigmatomma amblyops* Karavaiev, 1935
555. *Stigmatomma luyiae* Hsu et al. 2017
556. *Stolephorus mercurius* Hata et al. 2021
557. *Storozhenkotilla nathani* Lelej
558. *Stratiomys brunettii* Yatoo et al.
559. *Streblote alpherakyi* (Christoph, 1885)
560. *Strigognatha intensa* Naumann & Nässig
561. *Strigognatha smetaceki* Naumann & Nässig
562. *Subhimalus macrocurvatus* Nikoshe et al.
563. *Subniganda bambusoides* Mazumder et al.
564. *Sudra manipurensis* Viraktamath & Yeshwanth
565. *Swetarekha multicolor* Viraktamath
566. *Syllepta maculalis* Leech, 1889
567. *Syndicus* (s, str.) *microphthalmus* Jałoszyński
568. *Syndicus* (*Semisyndicus*) *primus* Jałoszyński
569. *Syntretus curvatus* Gupta et al.
570. *Taeniogonales dhritiae* Kumar & Hegde
571. *Tahamina indica* Islam & Ahmad
572. *Talanema dhritiae* Gantait & Das
573. *Talorchestia buensis* Bhoi et al.
574. *Tarsonemus dakshinbharaticus* Kayal & Karmakar
575. *Tarsonemus sertum* Kayal & Karmakar
576. *Tarsozeuzera pricki* Yakovlev & Hulsbosch
577. *Tatargina* (*Tatargina*) *picta* (Walker, [1865] 1864)
578. *Tegenaria domestica* (Clerck, 1757)
579. *Teloganodes* (*Teloganodes*) *velutinus* Kluge et al.
580. *Telsimia intricata* Poorani
581. *Telsimia mudigerensis* Poorani
582. *Telsimia pygmaea* Poorani
583. *Telsimia sichuanensis* Pang & Mao, 1979
584. *Tencateia villosa* Smith-Meyer & Ueckermann 1987
585. *Tephritis himalayae* Manish & Korneyev
586. *Terschellingia didistalamphida* Das et al.
587. *Tetramorium alii* Akbar et al.
588. *Tetramorium binghami* Akbar et al.
589. *Tetramorium hitagarciai* Akbar et al.
590. *Teulisna munnara* Volynkin
591. *Teulisna thomasi* Volynkin
592. *Thamnaconus muttilineatus* (Tanaka, 1918)
593. *Theretra rhesus* (Boisduval, 1875)
594. *Thiania indica* Asima et al.
595. *Thinophilus calangutensis* Grichanov
596. *Thinophilus maritimus* Mukherjee et al.
597. *Thinophilus pectinipes* De Meijere, 1916
598. *Thinophilus poinguinimensis* Grichanov
599. *Thinophilus sambharensis* Grichanov
600. *Thinophilus somnathensis* Grichanov
601. *Thinophilus tessellatus* Becker, 1922
602. *Thrips alius* Palmeo, 1992
603. *Thyreus narendrani* Prakash et al.
604. *Tigidia fasciata* Mirza
605. *Tigidia jalgaonensis* Mirza
606. *Tigidia tangerina* Mirza
607. *Tigronchoides jairajpurii* Guha & Gantait
608. *Timmiella goaense* Kumar & Ahmad
609. *Trapezionida aequispina* Tiwari et al.
610. *Trapezionida bharuchai* Tiwari et al.
611. *Triangulara sunderbanensis* Ghosh et al.
612. *Trichromothrips antidesmae* Li et al. 2019
613. *Tridactylophagus sufflatus* Hui et al.
614. *Trimorus abhirupus* Debnath et al.
615. *Trissonchulus provulvatus* Orselli & Vinciguerra, 1997
616. *Trochamus timmi* Dutta & Helal
617. *Trouessartia asiatica* Constantinescu
618. *Tumidiclava breviclavata* Ikram & Yousuf
619. *Tumidiclava loharensis* Ikram & Yousuf
620. *Tylototriton zaimeng* Decemson et al.
621. *Ueckermannseius samudricus* Karmakar & Biswas
622. *Uranotaenia lowii* (Theobald, 1901)
623. *Uroleptus* (*Caudiholosticha*) *stueberi* (Foissner, 1987) Li et al., 2017
624. *Uropeltis tricuspidata* Gower
625. *Urophora terebrans* (Loew, 1850)
626. *Vallentinia gabriellae* Vannucci Mendes, 1948
627. *Vectia rugosa* (F, Smith, 1858)
628. *Vela bandhavya* Pati et al.
629. *Vollenhovia yasmeenae* Akbar et al.

- 630. *Vollenhovia karimalaensis* Dhadwal et al.
- 631. *Vollenhovia mawrapensis* Dhadwal et al.
- 632. *Vollenhovia pfeifferi* Dhadwal et al.
- 633. *Vollenhovia taylori* Dhadwal et al.
- 634. *Vollenhovia terayamai* Dhadwal et al.
- 635. *Volucella kinnaurensis* Sengupta et al.
- 636. *Xenochroa fulvescens* (Warren, 1912)
- 637. *Xenotarsonemus barshai* Kayal & Karmakar
- 638. *Xenotarsonemus chinsurahensis* Karmakar & Kayal
- 639. *Xenotarsonemus lingua* Kayal & Karmakar
- 640. *Xestophrys bengalensis*, Kumar & Chand
- 641. *Xynobius chrysops* Wu et al., 2018

LITERATURE CITED

- Balvanera, P., Pfisterer, A.B., Buchmann, N., He, J.S., Nakashizuka, T., Raffaelli, D. and Schmid, B. 2006. Quantifying the evidence for biodiversity effects on ecosystem functioning and services. *Ecology letters*, **9**(10): 1146-1156.
- Cardinale, B. J., Duffy, J. E., Gonzalez, A., Hooper, D. U., Perrings, C., Venail, P., ... and Naeem, S. 2012. Biodiversity Loss and Its Impact on Humanity. *Nature*, **486**(7401): 59–67. [DOI: 10.1038/nature11148]
- Cardinale, B.J., Srivastava, D.S., Emmett Duffy, J., Wright, J.P., Downing, A.L., Sankaran, M. and Jouseau, C. 2006. Effects of biodiversity on the functioning of trophic groups and ecosystems. *Nature*, **443**(7114): 989-992.
- Catalogue of Life, 2022. This online database is copyrighted by Catalogue of Life on behalf of the Catalogue of Life partners. Retrieved 2024-04-17.
- Colwell, R.K., 2009. Biodiversity: concepts, patterns, and measurement. *The Princeton guide to ecology*, **663**: 257-263.
- Costanza, R., d'Arge, R., De Groot, R., Farber, S., Grasso, M., Hannon, B., Limburg, K., Naeem, S., O'Neill, R.V., Paruelo, J. and Raskin, R.G., 1998. The value of ecosystem services: putting the issues in perspective. *Ecological economics*, **25**(1): 67-72.
- Cragg, G. M. and Newman, D. J. 2009. Natural Products: A Continuing Source of Novel Drug Leads. *Biochimica et Biophysica Acta (BBA) - General Subjects*, **1830**(6): 3670–3695. [DOI: 10.1016/j.bbagen.2009.02.017]
- Dalrymple, G.B. 2001. The age of the Earth in the twentieth century: a problem (mostly) solved. *Geological Society, London, Special Publications*, **190**(1): 205-221.
- De Groot, R.S., Wilson, M.A. and Boumans, R.M.J. 2002. A typology for the classification, description and valuation of ecosystem functions, goods and services. *Ecological Economics*, **41**: 393–408.
- Díaz, S., Fargione, J., Chapin III, F.S. and Tilman, D., 2006. Biodiversity loss threatens human well-being. *PLoS biology*, **4**(8): p.e277.
- Dudgeon, D., Arthington, A.H., Gessner, M.O., Kawabata, Z.I., Knowler, D.J., Lévêque, C., Naiman, R.J., Prieur-Richard, A.H., Soto, D., Stiassny, M.L. and Sullivan, C.A., 2006. Freshwater biodiversity: importance, threats, status and conservation challenges. *Biological reviews*, **81**(2): 163-182.
- Faith, D.P., Magallón, S., Hendry, A.P., Conti, E., Yahara, T., and Donoghue, M. J. 2010. Evolving across Boundaries: Ecological and Speciational Transitions in Reproductive Systems. *Trends in Ecology & Evolution*, **25**(8): 494–501.
- Fontaine, B., Perrard, A. and Bouchet, P. 2012. 21 years of shelf life between discovery and description of new species. *Current Biology*, **22**(22): R943-R944.
- Hannah, R. and Max, R. 2021. Biodiversity. Published online at OurWorldInData.org. Retrieved from: 'https://ourworldindata.org/biodiversity' [Online Resource]
- Izsák, J. and Papp, L., 2000. A link between ecological diversity indices and measures of biodiversity. *Ecological Modelling*, **130**(1-3): 151-156.
- Larsen, B.B., Miller, E.C., Rhodes, M.K. and Wiens, J.J. 2017. Inordinate fondness multiplied and redistributed: the number of species on earth and the new pie of life. *The Quarterly Review of Biology*, **92**(3):229-265.
- Lele, S., Springate-Baginski, O., Lakerveld, R., Deb, D. and Dash, P., 2013. Ecosystem services: origins, contributions, pitfalls, and alternatives. *Conservation and Society*, **11**(4): 343-358.
- Mace, G.M., Norris, K., and Fitter, A.H. 2012. Biodiversity and Ecosystem Services: A Multilayered Relationship.

Trends in Ecology & Evolution, **27**(1): 19–26. [DOI: 10.1016/j.tree.2011.08.006]

Maclaurin, J. and Sterelny, K. 2008. What is biodiversity?. University of Chicago Press.

Mora, C., Tittensor, D.P., Adl, S., Simpson, A.G. and Worm, B., 2011. How many species are there on Earth and in the ocean? *PLoS biology*, **9**(8): p. e1001127.

Noffke, N., Christian, D., Wacey, D. and Hazen, R.M. 2013. Microbially induced sedimentary structures recording an ancient ecosystem in the ca. 3.48 billion-year-old Dresser Formation, Pilbara, Western Australia. *Astrobiology*, **13**(12): 1103-1124.

Purvis, A., Hector, A. 2000. Getting the measure of biodiversity. *Nature*, **405**: 212–219. <https://doi.org/10.1038/35012221>

Reid, W.V., Mooney, H.A., Cropper, A., Capistrano, D., Carpenter, S.R., Chopra, K., Dasgupta, P., Dietz, T., Duraiappah, A.K., Hassan, R. and Kasperson, R., 2005. *Ecosystems and human well-being-Synthesis: A report of the Millennium Ecosystem Assessment*. Island Press.


Simpson, G. G. 1961. Principles of Animal Taxonomy. Columbia University Press.

Sweetlove, L. 2011. Number of species on Earth tagged at 8.7 million. *Nature* . <https://doi.org/10.1038/news.2011.498>.

Weiskopf, S.R., Myers, B.J., Arce-Plata, M.I., Blanchard, J.L., Ferrier, S., Fulton, E.A., Harfoot, M., Isbell, F., Johnson, J.A., Mori, A.S. and Weng, E., 2022. A conceptual framework to integrate biodiversity, ecosystem function, and ecosystem service models. *BioScience*, **72**(11):1062-1073.

Wilson, E. O. 2004. Taxonomy as a Fundamental Discipline. *Philosophical Transactions: Biological Sciences*, **359**(1444): 739–740.

Zhang, Y. X., Juvigny-Khenafou, N. P. D., Xiang, H. Y., Lin, Q. Y., and Wu, Z. J. 2019. Multiple stressors in China's freshwater ecoregions, in *Multiple stress in river ecosystems. Status, impacts, and prospects for the future*, eds S. Sabater, A. Elosegí, R Ludwig (New York, NY: Academic Press, Elsevier), 193–204.



Zoological Survey of India
Ministry of Environment, Forest and Climate Change
Government of India