

## INTRODUCTION

Indian Coastal zone is mainly divisible into three regions *viz.* Eastern, Western and Southern zones. The eastern zone includes the coastal areas of Sundarban, West Bengal, Orissa, Andhra Pradesh, Tamil Nadu and Pondicherry. The western zone includes the coastal areas of Kerala, Karnataka, Maharashtra, Gujarat and Goa thirdly Andaman Nicobar Island is included under Southern zone.

Although there are several published records on the spiders of coastal regions of India (Tikader 1977, 1977 & 1980; Tikader & Malhotra 1980; Tikader & Biswas 1981; Tikader 1982; Tikader & Gojbe 1982; Majumder & Tikader 1991; Biswas & Biswas 1992; Biswas 1985; Biswas & Majumder 1996; Majumder 2004, 2004) but so far as the spider fauna of Indian eastern coastal zone is concerned, the published information is indeed scanty. Since the present work was undertaken to give an up-to-date informations regarding the families Araneidae, Clubionidae, Eresidae, Gnaphosidae, Hersilidae, Heteropodidae, Lycosidae, Lyssomanidae, Oecobiidae, Oxyopidae, Pholcidae, Scytodiidae, Salticidae, Tetragnathidae, Theridiidae, Thomisidae, Theraphosidae, Uloboridae and Zodariidae, from Indian eastern coastal region in the light of modern taxonomic concept. We are hopeful that the comprehensive account of the spider fauna of Indian coastal region will prove quite useful to the future workers also. The work based upon the specimens collected from the different districts of the Indian coastal regions, *viz.*, West Bengal, Orissa, Andhra Pradesh, Tamil Nadu and Pondicherry. At present the named specimens are deposited at the Sundarban Field Research Station, Canning, South 24 Parganas and Type specimens are deposited at the national collection of Zoological Survey of India, Kolkata.

Altogether 200 species in 66 genera under 19 families are dealt with here. Among them one

species in one genus under one family described as new to science. Beside these 8 species in three genera under three families are recorded for the first time from this region.

Three new species under genera *Pardosa* & *Arctosa* already described by the author (Majumder 2004) are also given as addenda for the convenience of the reader.

List of the taxa known from Indian eastern coastal region.

### Family I. ARANEIDAE

#### Genus 1. *Araneus* Clerck

1. *A. mitifica* (Simon)
2. *A. bituberculata* (Walckenaer)
3. *A. anantnagensis* Tikader & Bal.
4. *A. nymphe* Simon.
5. *A. dehaanii* (Doleschall)

#### Genus 2. *Argiope* Audouin

6. *A. aemula* (Walckenaer)
7. *A. anasuja* Thorell
8. *A. arcuata* Simon
9. *A. kalimpongensis* Sinha
10. *A. lalita* Sherriffs
11. *A. pulchella* Thorell
12. *A. shillongensis* Sinha
13. *A. catenulata* (Doleschall)

#### Genus 3. *Cyrtarachne* Thorell

14. *C. bengalensis* Tikader
15. *C. inequalis* Thorell
16. *C. raniceps* Pocock

#### Genus 4. *Gasteracantha* Sundevall

17. *G. hasseltii* Koch
18. *G. mammosa* C. L. Koch

Genus 5. *Neoscona* Simon

19. *N. bengalensis* Tikader & Bal
20. *N. excelsus* Simon
21. *N. mukerjei* Tikader
22. *N. theis* (Walckenaer)
23. *N. shillongensis* Tikader & Bal
24. *N. nautica* Koch
25. *N. pavidata* Simon
26. *N. rumpfi* Thorell
27. *N. molemensis* Tikader & Bal
28. *N. elliptica* Tikader & Bal
29. *N. lugubris* (Walckenaer)

Genus 6. *Larinia* Simon

30. *L. joysankari* Biswas
31. *L. phtisica* (L. Koch)

Genus 7. *Parawixia* F.O.P. Cambridge

32. *P. dehaanii* (Doleschall)

Genus 8. *Leucauge white*

33. *L. decorata* (Blackwall)
34. *L. tessellata* (Thorell)
35. *L. ventralis* (Thorell)
36. *L. bengalensis* Gravely

Genus 9. *Cyrtophora* Simon

37. *C. cicatrosa* (Stoliczka)
38. *C. citricola* (Forsk.)
39. *C. feae* (Thorell)
40. *C. bidenta* Tikader

Genus 10. *Nephila leach*

41. *N. maculata* (Fabricius)

Genus 11. *Poltys* C. L. Koch

42. *P. nagpurensis* Tikader

Genus 12. *Zygeilla* O. P. Cambridge.

43. *Z. melanocrania* (Thorell)

Genus 13. *Singa* Koch

44. *S. chota* Tikader

## Family II. CLUBIONIDAE

Genus 14. *Clubiona* Latreille

45. *C. analis* Thorell
46. *C. bengalensis* Biswas
47. *C. drassodes* Cambridge
48. *C. filicata* Cambridge

Genus 15. *Cheiracanthium* Koch

49. *C. trivialis* Thorell
50. *C. melanostoma* Thorell
51. *C. himalayensis* Gravely
52. *C. mysorensis* Majumder & Tikader
53. *C. insigne* Cambridge

Genus 16. *Simalio* Simon

54. *S. biswasi* Majumder & Tikader

Genus 17. *Oedignatha* Thorell

55. *O. scrobiculata* Thorell

Genus 18. *Sphingius* Thorell

56. *S. caniceps* Simon.
57. *S. paltaensis* Biswas & Biswas

Genus 19. *Castianeira* Keyserling

58. *C. bengalensis* Biswas
59. *C. himalayensis* Gravely
60. *C. tinae* Patel & Patel
61. *C. quadrimaculata* Reimoser.

## Family III. ERESIDAE

Genus 20. *Stegodyphus* Simon

62. *S. sarasinorum* Karsch

## Family IV. GNAPHOSIDAE

Genus 21. *Drassodes* Westring

63. *D. malodes* Tikader
64. *D. luridus* Cambridge
65. *D. sitae* Tikader

Genus 22. *Haplodrassus* Chamberlin

66. *H. dumdumensis* Tikader

Genus 23. *Herpyllus* Hentz67. *H. calcuttaensis* TikaderGenus 24. *Megamyrmecon* Reuss68. *M. kajalae* Biswas & BiswasGenus 25. *Poecilochroa* Westring69. *P. barmani* TikaderGenus 26. *Scopodes* Chamberlin70. *S. kuljitae* TikaderGenus 27. *Scotophaeus* Simon71. *S. domesticus* Tikader

## Family V. HERSILIDAE

Genus 28. *Hersilia* Audouin72. *H. savignyi* Lucas

## Family VI. HETEROPODIDAE

Genus 29. *Heteropoda* Latreille73. *H. sikkimensis* Gravely74. *H. venatoria* Linnaeus75. *H. promta* O. P. Cambridge76. *H. sexpunctata* Simon77. *H. kandiana* PocockGenus 30. *Spariolenus* Simon78. *S. petricola* Gravely79. *S. tigris* Simon

## Family VII. LYCOSIDAE

Genus 31. *Arctosa* Koch80. *A. mulani* (Dyal)81. *A. indicus* Tikader & Malhotra82. *A. himalayensis* Tikader & Malhotra83. *A. khudiensis* (Sinha)84. *A. sandeshkhaliensis* MajumderGenus 32. *Hippasa* Simon85. *H. greenalliae* (Blackwall)86. *H. holmerae* Thorell87. *H. partita* (Cambridge)88. *H. olivacea* (Thorell)Genus 33. *Trochosa* Koch89. *T. punctipes* (Gravely)Genus 34. *Flanona* Simon90. *F. puellula* SimonGenus 35. *Ocyale* Audouin91. *O. atalanta* AudouinGenus 36. *Lycosa* Latreille92. *L. chaperi* Simon93. *L. kempi* Gravely94. *L. choudhuryi* Tikader & Malhotra95. *L. poonaensis* Tikader96. *L. masteri* Pocock97. *L. mackenziei* Gravely98. *L. mahabaleshwariensis* Tikader & Malhotra99. *L. himalayensis* Tikader100. *L. pictula* Pocock101. *L. tista* Tikader102. *L. shillongensis* Tikader & MalhotraGenus 37. *Pardosa* Koch103. *P. annandalei*(Gravely)104. *P. atropalpis* Gravely105. *P. birmanica* Simon106. *P. burasantiensis* Tikader & Malhotra107. *P. chambaensis* Tikader & Malhotra108. *P. heterophthalmus* (Simon)109. *P. kupupa* (Tikader)110. *P. leucopalpis* Gravely111. *P. minutus* Tikader & Malhotra112. *P. oakleyi* Gravely113. *P. rhenockensis* (Tikader)114. *P. songosa* Tikader & Malhotra115. *P. shyamae* (Tikader)116. *P. sumatrana* Thorell117. *P. alii* Tikader118. *P. mysorensis* (Tikader & Malhotra)

119. *P. sutherlandi* (Gravely)  
 120. *P. amkhasensis* Tikader & Malthotra  
 121. *P. suchimitae* Majumder  
 122. *P. debolinae* Majumder

Family VIII. LYSSOMANIDAE

Genus 38. *Lyssomanes* stentz

123. *L. bengabensis* Tikader & Biswas  
 124. *L. santinagarensis* Biswas & Biswas

Family IX. OECOBIIDAE

Genus 39. *Oecobius* Lucus

125. *O. putus* Cambridge

Family X. OXYOPIDAE

Genus 40. *Oxyopes* Latreille

126. *O. sakuntalae* Tikader  
 127. *O. shweta* Tikader  
 128. *O. sitae* Tikader  
 129. *O. radyi* Majumder  
 130. *O. ratnae* Tikader  
 131. *O. sunandae* Tikader  
 132. *O. sikkimensis* Tikader  
 133. *O. pandae* Tikader  
 134. *O. javanus* Tikader  
 135. *O. birmanicus* Tikader

Genus 41. *peucetia* Thorell

136. *P. latikae* Tikader  
 137. *P. viridana* Stoliczka

Family XI. PHOLCIDAE

Genus 42. *Artema* Wackenaer

138. *A. atlenta* Wackenaer

Genus 43. *Crossopriza* Simon

139. *C. lyoni* (Blackwall)

Family XII. SCYTODIIDAE

Genus 44. *Scytodes* Latreille

140. *S. propinqua* Stoliczka  
 141. *S. thoracica* (Latreille)

Family XIII. SALTICIDAE

Genus 45. *Euophrys* Koch

142. *E. chiriatapuensis* Tikader

Genus 46. *Salticus* Latreille

143. *S. ranjitus* Tikader

Genus 47. *Marpissa* Koch

144. *M. anusuae* Tikader  
 145. *M. bengalensis* Tikader  
 146. *M. calcuttaensis* Tikader  
 147. *M. decorata* Tikader  
 148. *M. dhakuriensis* Tikader  
 149. *M. edenae* Biswas & Biswas  
 150. *M. kalighatensis* Biswas & Biswas  
 151. *M. nutanae* Biswas & Biswas  
 152. *M. prathamae* Biswas & Biswas  
 153. *M. tigrina* Tikader  
 154. *M. tikaderi* Biswas  
 155. *M. dayapurensis* Majumder  
 156. *M. mondali* Tikader  
 157. *M. lakshmikantapurensis* Majumder  
 158. *M. andamanensis* Tikader  
 159. *M. gangasagarensis* sp. nov.

Genus 48. *Phidippus* Koch

160. *P. bengalensis* Tikader  
 161. *P. pateli* Tikader  
 162. *P. indicus* Tikader

Genus 49. *Plexippus* Koch

163. *P. paykullii* (Audouin)

Genus 50. *Myrmarachne* Mac Leay

164. *M. benglensis* Tikader  
 165. *M. calcuttaensis* Biswas  
 166. *M. maratha* Tikader  
 167. *M. orientalis* Tikader

Genus 51. *Rhene* Thorell

168. *R. decoratus* Tikader  
 169. *R. danieli* Tikader  
 170. *R. indicus* Tikader

Genus 52. *Zygoballus* Peckham171. *Z. narmadaensis* Tikader

## Family XIV. TETRAGNATHIDAE

Genus 53. *Tetragnatha* Latreille172. *T. andamanensis* Tikader173. *T. mandibulata* Walckenaer

## Family XV. THOMISIDAE

Genus 54. *Camaricus* Thorell174. *C. formosus* ThorellGenus 55. *Bomis* Koch175. *B. bengalensis* Tikader176. *B. calcutaensis* Biswas & MajumderGenus 56. *Diaea* Thorell177. *D. bengalensis* Biswas & MajumderGenus 57. *Synaema* Simon178. *S. decorata* TikaderGenus 58. *Thomisus* Walckenaer179. *T. beautifularis* Basu180. *T. bulani* Tikader181. *T. cherapunjeus* Tikader182. *T. dhakuriensis* Tikader183. *T. elongatus* Stoliczka184. *T. katrajghatus* Tikader185. *T. memae* Sen & Basu186. *T. projectus* Tikader187. *T. pugilis* Stoliczka188. *T. sorajaii* BasuGenus 59. *Xysticus* Koch189. *X. bengalensis* Tikader & Biswas190. *X. hindusthanicus* Basu191. *X. minutus* TikaderGenus 60. *Philodromus* Walckenaer192. *P. assamensis* Tikader193. *P. maliniae* Tikader

## Family XVI. THERAPHOSIDAE

Genus 61. *Plesiophrictus* Pocock194. *P. meghalayaensis* Tikader195. *P. mahabaleshwari* TikaderGenus 62. *Ichnocolus* Ausserar196. *I. khasiensis* Tikader

## Family XVII. THERIDIIDAE

Genus 63. *Theridion* Walckenaer197. *T. indica* Tikader

## Family XIII. ULOBORIDAE

Genus 64. *Uloborus* Latreille198. *U. danolius* Tikader

## Family XIX. ZODARIIDAE

Genus 65. *Lutica* Marx199. *L. bengalensis* Tikader & PatelGenus 66. *Storena* Walckenaer200. *S. debasrae* Biswas & Biswas

## Family I. ARANEIDAE

**Key to the genera of the family  
ARANEIDAE**

1. Thoracic groove transverse; epigyne with distinct scape, offer wrinkled, not provided with lateral lobes ..... *Araneus*
- Thoracic groove not transverse; epigyne without distinct scape and with lateral lobes. .... (2)
2. Eyes of the anterior row not evenly spaced or median closer to each other than to laterals ..... *Argiope*
- Eyes of the anterior row evenly spaced or median not close to each other than laterals ..... (3)
3. Integument of abdomen leathery; dorsum of the abdomen strongly convex, epigyne provided with short blunt scape ..... *Cyrtarachne*

- Integument of abdomen not leathery; dorsum of the abdomen not strongly convex, epigyne with no scape ..... (4)
4. Spinnerets situated on an elevated circular space surrounded by a thick flange in the form of a ring ..... *Gasteracantha*
- Spinnerets not situated on an elevated circular space surrounded by a thick flange in the form of a ring ..... (5)
5. Thoracic groove longitudinal, epigyne with unrinkled scape and provided with one or two pairs of lateral lobes ..... *Neoscona*
- Thoracic groove not longitudinal, epigyne without unrinkled scape and without lateral lobes ..... (6)
6. Abdomen a little pointed mid-longitudinally over the carapace and without caudal projection (ventral side of the abdomen with a white median longitudinal band formed by a black) ..... *Larinia*
- Abdomen not pointed mid-longitudinally over the carapace and with caudal projection (ventral side of the abdomen not provided with median longitudinal band which formed by a black) ..... (7)
7. Carapace with cephalic region bulging behind the ocular area, provided with granules; anterior row of eyes procurved; epigyne with short beak like scape ..... *Parawixia*
- Carapace with cephalic region not bulging and no granules; anterior row of eyes recurved; epigyne may or may not provided with scape; when present, not beak like ..... (8)
8. Femora iv with a double fringe of hair on the prolateral surface of the basal half ..... *Leucauge*
- Femora iv without a double fringe of hair on the prolateral surface of the basal half .... (9)
9. Abdomen anteriorly very high and provided with at least one pair shoulder humps ..... *Cyrtophora*
- Abdomen anteriorly not very high and without one pair of shoulder humps .... (10)
10. Carapace provided with convex and elevated cephalic region; abdomen three times longer than wide ..... *Nephila*
- Carapace not provided with convex and elevated cephalic region; abdomen not three times longer than wide ..... (11)
11. Ocular quadrate on a distinct projection from the cephalic region ..... *Poltys*
- Ocular quadrate not on a distinct projection from the cephalic region ..... (12)
12. Dorsum of the abdomen provided with distinct folium and the thoracic region with few hair ..... *Zygeilla*
- Dorsum of the abdomen without distinct folium cephalic region with more hairs ..... *Singa*

### Genus 1. *Araneus* Clerck

1757. *Araneus* Clerck, *Arign. Succ.*, : 15.

1882. *Araneus* : Tikader, *Fauna of India*, Spiders : Araneae, 2(1) : 219.

*Type-species* : *Araneus angulatus* Clerck.

*Distribution* : Cosmopolitan.

### Key to the species of the genus

#### *Araneus* Clerck

1. Maxillae square in shape, labium longer than wide. *mitifica*
- Maxillae not square in shape, labium wider than long ..... (2)
2. Epigyne without basal lamillae, Epigynal scape short & wrinkled ..... *bituberculata*
- Epigyne provided with a pair of basal lamillae, epigynal scape short & wrinkled ..... (3)
3. Abdomen globular in shape, wider than long, dorsum provided with 6 pairs of sagilla ..... *ananthagensis*
- Abdomen oval in shape, longer than wide, dorsum provided with 4 pairs of sigilla ..... (4)
4. Cephalic region not elevated in the middle and not forming a ridge just behind the ocular area ..... *nympha*
- Cephalic region much elevated in the middle and forming a ridge just behind the ocular area ..... *dehaanii*

**1. *Araneus mitifica* (Simon)**

1886. *Epeira mitifica* Simon, *Act. Soc. Linn. Bordeaux*, 40 : 150.
1992. *Araneus mitifica* Biswas & Biswas, *Araneae : Spiders, Fauna of West Bengal, State Fauna Series*, 3 (Part 3) : 452.
2004. *Araneus mitifica* : Majumder *Mem. zool. Surv. India*, 20(2) : 12.

**Distribution** : India : Eastern coastal area (Dist. North 24 Parganas); Jalpaiguri, Nadia, West Bengal; Maharashtra; Karnataka.

**Elsewhere** : Pakistan, Myanmar.

**2. *Araneus bituberculata* (Walckenaer)**

1802. *Epeira bituberculata* Walckenaer, *Fauna Peris*, 2 : 19.
1992. *Araneus bituberculata* Biswas & Biswas, *Araneae : Spiders, Fauna of West Bengal, State Fauna Series*, 3 (Part 3) : 451.
2004. *Araneus bituberculata* : Majumder, *Mem. zool. Surv. India*, 20(2) : 12.

**Distribution** : India : Eastern coastal area (Dist. South 24 Parganas), West Bengal; Himachal Pradesh.

**3. *Araneus anantnagensis* Tikader & Bal**

1981. *Araneus anantnagensis* Tikader & Bal, *Rec. zool. Surv. India, Occ. Pap. No. 24* : 46.
2004. *Araneus anantnagensis* : Majumder, *Mem. zool. Surv. India*, 20(2) : 12.

**Distribution** : India : Eastern coastal area (Dist. South 24 Parganas), West Bengal; Maharashtra.

**4. *Araneus nympha* Simon**

1889. *Araneus nympha* Simon, *J. Asiat. Soc. Bengal*, 58 : 339.
1982. *Araneus nympha* : Tikader & Biswas, *Fauna of India, Spider (Araneidae & Gnaphosidae) 2(1-2)* : 235.
2004. *Araneus nympha* : Majumder, *Mem. zool. Surv. India*, 20(2) : 12.

**Distribution** : India : Eastern coastal area (Dist. South 24 Parganas), West Bengal; Himachal Pradesh; Uttar Pradesh.

**Elsewhere** : Pakistan.

**5. *Araneus dehaanni* (Doleschall)**

1859. *Epeira dehaanni* Doleschall, *Verh. Vereen. Nederland. Indie*, 5(5) : 33.
1981. *Araneus dehaanni* Tikader & Biswas, *Rec. zool. Surv. India, Occ. Pap. No. 30(1)* : 21.

**Distribution** : India : Eastern coastal area (Dist. North 24 Parganas) West Bengal; Karnataka; Sikkim.

**Elsewhere** : Myanmar, Java, Sumatra, Japan.

**Genus 2. *Argiope* Audouin**

1826. *Argiope* Audouin, in *Savigny, descriptions de l'Egypte*, 1(4) : 121.
1982. *Argiope* : Tikader, *Fauna of India, Spider (Araneidae & Gnaphosidae) 2(1-2)* : 111.

**Type species** : *Argiope lobata* (Thorell).

**Distribution** : Tropical and temperate countries of the world.

**Key to the species of the genus*****Argiope* Audouin**

1. Abdomen broadly oval and conspicuously truncated anteriorly, dorsum provided with black transverse strips and forming a network on the posterior half ..... *aemula*
- Abdomen not oval and not truncated anteriorly; dorsum not provided with black transverse strips and network on the posterior half ..... (2)
2. Anterior edge of the epigyne provided with a broad and conspicuous lip; median epigynal septum abruptly wider posteriorly ... *anasuja*
- Anterior edge of the epigyne provided with very thin wall and inconspicuous lip; median epigynal septum gradually wider posteriorly ..... (3)
3. Three pairs of conspicuous lateral lobes on the abdomen; epigyne not provided with any rim and median epigynal septum rather thin ..... *arcuata*
- There is no lateral lobes on the abdomen; epigyne provided with rim and median thick epigynal septum ..... (4)
4. Abdomen broadest at the middle; median epigynal septum very broad ..... *kalimpongensis*
- Abdomen broadest more posteriorly than middle, median epigynal septum not more broad ..... (5)

5. Chelicerae small and weak, brownish in colour, provided with rudimentan boss .....  
..... *lalita*  
— Chelicerae strong and moderate yellowish in colour, provided with well developed boss ..... (6)
6. Labium as long as wide maxillae roundish in shape dark brown at the proximal part ...  
..... *pulchella*  
— Labium wider than long, maxillae not roundish in shape not dark brown at the proximal part ..... (7)
7. Cephalotherax and legs light brownish in colour; abdomen not anteriorly blunt, dorsum without yellowish patches ..... *shillongens*  
— Cephalotherax and legs not light brownish in colour; abdomen not anteriorly blunt, dorsum provided with yellowish patches ....  
..... *catenulata*

#### 6. *Argiope aemula* (Walckenaer)

1841. *Epeira aemula* Walckenaer, *Hist. Nat. Ins. Apt.*, : 116.  
1992. *Argiope aemula* : Biswas & Biswas, Araneae : Spiders, *Fauna of West Bengal, State Fauna Series*, 3 (Part 3) : 453.  
2004. *Argiope aemula* : Majumder, *Mem. zool. Surv. India*, 20(2) : 12.

*Distribution* : India : Eastern coastal area (Dist. North & South 24 Parganas), Darjeeling, West Bengal; Gujarat; Tamil Nadu; Maharashtra; Andaman & Nicobar Island; Gujarat; Tamil Nadu; Maharashtra.

*Elsewhere* : Myanmar, Sri-Lanka, Ausha-Malaysia.

#### 7. *Argiope anasuja* Thorell

1887. *Argiope anasuja*, Thorell, *Annali Mus. Civ. Genova*, : 5.  
1992. *Argiope anasuja* : Biswas & Biswas, *Fauna of West Bengal*, Part III, Araneae : Spiders, State Fauna Series No. 3 : 454.  
2004. *Argiope anasuja* : Majumder, *Mem. zool. Surv. India*, 20(2) : 6.

*Distribution* : India : Eastern coastal area (Dist. South Parganas), Kochbihar, West Bengal; Tamil Nadu; Karnataka; Maharashtra; Orissa.

*Elsewhere* : Sri-Lanka and Pakistan.

#### 8. *Argiope arcuata* Simon

1884. *Argiope arcuata* Simon, *Anale. Mus. Civ. Genova*, 20 : 343.  
1992. *Argiope arcuata* : Biswas & Biswas, Araneae : Spiders, *Fauna of West Bengal, State Fauna Series*, 3 (Part 3) : 454.  
2004. *Argiope arcuata* : Majumder, *Mem. zool. Surv. India*, 20(2) : 6.

*Distribution* : India : Eastern coastal area (Dist. South 24 Parganas), West Bengal; Bihar; Karnataka; Maharashtra; Madhya Pradesh; Tamil Nadu; Rajasthan.

*Elsewhere* : Myanmar.

#### 9. *Argiope kalimpongensis* Sinha

1951. *Argiope kalimpongensis* Sinha, *Rec. Indian Mus.*, 49 : 77.  
1992. *Argiope kalimpongensis* : Biswas & Biswas, Araneae : Spiders, *Fauna of West Bengal, State Fauna Series*, 3 (Part 3) : 455.

*Distribution* : India : Eastern coastal area (Dist. South 24 Parganas), Kalimpong, Darjeeling, West Bengal; Assam and Sikkim.

#### 10. *Argiope lalita* Sherriffs

1928. *Argiope lalita* Sherriffs, *Ann. Mag. nat. Hist.*, 2(8) : 186.  
1992. *Argiope lalita* : Biswas & Biswas, Araneae : Spiders, *Fauna of West Bengal, State Fauna Series*, 3 (Part 3) : 455.

*Distribution* : India : Eastern coastal area (Dist. South 24 Parganas), West Bengal; Karnataka.

#### 11. *Argiope pulchella* Thorell

1881. *Argiope pulchella* Thorell, *Annale, Mus. civ. Genova*, 18 : 74  
1992. *Argiope pulchella* : Biswas & Biswas, Araneae : Spiders, *Fauna of West Bengal, State Fauna Series*, 3 (Part 3) : 455.

*Specimen examined* : 2 ♀, Kailashgiri Hill, Dist. Vishakhapatnam, Andhra Pradesh, 24.i.2001, coll. S.C. Majumder Reg. No. 1000.

*Distribution* : India : Eastern coastal area (Dist. North & South 24 Parganas), Bankura, Jalpaiguri, Midnapur, Maldah, Mursidabad, Nadia, West Bengal; Madhya Pradesh; Orissa; Assam; Maharashtra; Tamil Nadu; Andhra Pradesh.

*Elsewhere* : Myanmar, Malaysia, Peninsula.

**12. *Argiope shillongensis* Sinha**

1951. *Argiope shillongensis* Sinha, *Rec. Indian Mus.*, **49** : 75.  
 1992. *Argiope shillongensis* : Biswas & Biswas, *Araneae : Spiders, Fauna of West Bengal, State Fauna Series*, **3** (Part 3) : 455.  
 2004. *Argiope shillongensis* : Majumder, *Mem. Zool. Surv. India*, **20**(2) : 7.

*Distribution* : India : Eastern coastal area (Dist. North 24 Parganas), West Bangal; Meghalaya.

**13. *Argiope catenulata* (Doleschall)**

1859. *Epeira catenulata* Doleschall, *Act. Soc. Ind. Neerl.*, **5** : 30.  
 1992. *Argiope catenulata* : Biswas & Biswas, *Araneae : Spiders, Fauna of West Bengal, State Fauna Series*, **3** (Part 3) : 454.

*Specimen examined* : 2 ♀, Kailashgiri Hill, Dist. Vishakhapatnam, Andhra Pradesh, 24.i.2001, coll. S.C. Majumder, Reg. No. 1000.

*Distribution* : India : Eastern coastal area (Dist. North & South 24 Parganas, West Bengal; Kailashgiri Hill, Dist. Vishakhapatnam, Andhra Pradesh); Andaman & Nicobar Island.

*Elsewhere* : Myanmar, Sri Lanka, Indo and Austro-Malayasia.

**Genus 3. *Cyrtarachne* Thorell**

1868. *Cyrtarachne* Thorell, *Eug. Resa. Arachn.*, : 10.  
 1992. *Cyrtarachne* : Biswas & Biswas, *Araneae : Spiders, Fauna of West Bengal, State Fauna Series*, **3** (Part 3) : 358.

*Type species* : *Cyrtarachne qrubei* (Keyserling).

*Distribution* : Asia, Africa and Australia.

**Key to the species of the genus*****Cyrtarachne* Thorell**

1. Abdomen provided without any large lateral tubercles; epigynal scape with broad rim ...  
 ..... *bengalensis*  
 — Abdomen provided with large lateral tubercles; epigynal scape without broad rim ..... (2)
2. Abdomen with large smooth convex indistinct prominences having chocolate coloured patches; epigynal scape broad and blunt ..... *inequalis*

— Abdomen without large smooth convex indistinct prominences having greenish coloured patches; epigynal scape thin and narrow ..... (3)

3. Dorsum of abdomen having a pair of smooth lateral prominences, provided with olive green and yellowish patches ..... *raniceps*

**14. *Cyrtarachne bengalensis* Tikader**

1960. *Cyrtarachne bengalensis* Tikader, *J. Bombay nat. Hist. Soc.*, **57**(3) : 558.  
 1992. *Cyrtarachne bengalensis* : Biswas & Biswas, *Araneae : Spiders, Fauna of West Bengal, State Fauna Series*, **3** (Part 3) : 459.

*Specimen examined* : 1 ♀, Ramkrishnapuram beach, Dist. Vishakhapatnam, Andhra Pradesh, 25.i.2001, coll. S.C. Majumder.

*Distribution* : India : Eastern coastal area (Dist. Vishakhapatnam), Andhra Pradesh; West Bengal.

**15. *Cyrtarachne inequalis* Thorell**

1895. *Cyrtarachne inequalis* Thorell, *Spider of Burma*, : 201.  
 1992. *Cyrtarachne inequalis* : Biswas & Biswas, *Araneae : Spiders, Fauna of West Bengal, State Fauna Series*, **3** (Part 3) : 459.

*Specimen examined* : 1 ♀, Vimlipatnam, Dist. Vishakhapatnam, Andhra Pradesh, 23.i.2001, coll. S.C. Majumder.

*Distribution* : India : Eastern coastal area (Dist. Vishakhapatnam), Andhra Pradesh; West Bengal, Madhya Pradesh.

*Elsewhere* : Myanmar.

**16. *Cyrtarachne raniceps* Pocock**

1900. *Cyrtarachne raniceps* Pocock, *Fauna of British India, Araneae*, **2**(1) : 145.  
 1992. *Cyrtarachne raniceps* : Biswas & Biswas, *Araneae : Spiders, Fauna of West Bengal, State Fauna Series*, **3** (Part 3) : 459.

*Specimen examined* : 1 ♀, Gopalpur, Dist. Ganjam, Orissa. 7.ii.2001, coll. S.C. Majumder.

*Distribution* : India : Eastern coastal area (Dist. Ganjam), Orissa; West Bengal; Karnataka.

*Elsewhere* : Sri Lanka.

Genus 4. *Gasteracantha* Sundevall1833. *Gasteracantha* Sundevall, *Conspicuis Arachnidens*, : 14.1981. *Gasteracantha* : Tikader & Biswas, *Rec. zool. Surv. India, Occ. Pap.* No. 30(1) : 33.

*Type species* : *Gasteracantha cancriformis* (Linnaeus).

*Distribution* : Tropical countries of the world.

**Key to the species of the genus  
*Gasteracantha* Sundevall**

1. Length of median spines slightly lesser than half of the width of abdomen of the base of anterior spines ..... *hasseltii*
- Length of median spines greater than width of abdomen of the base of anterior spines ..... (2)
2. Cephalic region provided with a medial bulge-like conical elevation ..... *mammosa*

17. *Gasteracantha hasseltii* C. L. Koch1938. *Gasteracantha hasseltii* C. L. Koch, *Die. Arachnidens*, 4 : 29.1992. *Gasteracantha hasseltii* : Biswas & Biswas, *Araneae : Spiders, Fauna of West Bengal, State Fauna Series*, 3 (Part 3) : 470.2004. *Gasteracantha hasseltii* : Majumder, *Mem. zool. Surv. India*, 20(2) : 7.

*Distribution* : India : Eastern coastal area (Dist. North 24 Parganas), Darjeeling, West Bengal; Andaman & Nicobar Island; Sikkim.

*Elsewhere* : Myanmar.

18. *Gasteracantha mammosa* C. L. Koch1945. *Gasteracantha mammosa* C. L. Koch, *Die. Arachnidens*, 11 : 57.1992. *Gasteracantha mammosa* : Biswas & Biswas, *Araneae : Spiders, Fauna of West Bengal, State Fauna Series*, 3 (Part 3) : 470.

*Distribution* : India : Eastern coastal area (Dist. South 24 Parganas), Darjeeling, West Bengal; Andaman & Nicobar Island; Bihar; Maharashtra; Meghalaya; Orissa; Sikkim; Tamil Nadu; Uttar Pradesh.

*Elsewhere* : Myanmar, Bangladesh, Japan, Austro-Malayasia, Sri Lanka, Pakistan.

Genus 5. *Neoscona* Simon1864. *Neoscona* Simon, *Hist. Nat. des. Aragin.*, 1 : 261.1992. *Neoscona* : Biswas & Biswas, *Araneae : Spiders, Fauna of West Bengal, State Fauna Series*, 3 (Part 3) : 465.

*Type species* : *Neoscona anabesca* (Walckenaer).

*Distribution* : *Neoscona* distributed all over the world but many species of this genus have been erroneously placed under the genus *Araneus* Clerck.

**Key to the species of the genus  
*Neoscona* Simon**

1. Epigynal scape right angle to the base, lateral lobe inconspicuous ..... *bengalensis*
- Epigynal scape not right angle to the base, lateral lobe conspicuous ..... (2)
2. Four pairs of sigilla on the dorsum of abdomen, caudal hump with a large black spot ..... *excelsus*
- Four pairs of sigilla absent on the dorsum of abdomen, caudal hump without a large black spot ..... (3)
3. Cephalic region with 'V' shaped conspicuous dark brown patches ..... *mukarjei*
- Cephalic region with no V shaped patches ..... (4)
4. Sternum dark brown in colour provided with longitudinal white band ..... *theis*
- Sternum not dark brown in colour and not provided with longitudinal white band .. (5)
5. Maxillae broad as long as wide, lateral lobe of epigyne conspicuous ..... *shilloangensis*
- Maxillae not broad as long as wide, lateral lobe of epigyne inconspicuous ..... (6)
6. Abdomen triangular in shape, epigynal scape short, broad and triangular ..... *nautica*
- Abdomen nearly oval, epigynal scape long and narrow ..... (7)
7. Carapace provided with 'V' shaped brown mark, epigynal scape bent at right angle to the base ..... *pavida*

- Carapace not provided with V shaped brown mark, epigynal scape not bent at right angle to the base ..... (8)
8. Lateral lobes of epigyne very distinct and horn like, visible from the ventral side ..... *rumpfi*
- Lateral lobes of epigyne not distinct and horn like, not visible from ventral side ..... (9)
9. Abdomen rather tapering at both anterior and posterior ends, femora, patella and tibia of the legs I, II, & III provided with longitudinal lines on ventral and lateral sides ..... *molemensis*
- Abdomen roundish both anterior and posterior ends, femora, patella & tibia of the legs I, II, & III not provided with longitudinal lines on ventral and lateral sides ..... (10)
10. Epigynal scape rather thick with distinct rim, genital openings are placed underneath the scape ..... *elliptica*
- Epigynal scape not thick and with no distinct rim, genital openings not placed underneath the scape ..... (11)
11. Five pairs of sigilla present on the dorsum, anal hump without black spot..... *lugubris*

### 19. *Neoscona bengalensis* Tikader & Bal

1981. *Neoscona bengalensis* Tikader & Bal, *Rec. zool. Surv. India, Occ. Pap. No. 24* : 15.
1992. *Neoscona bengalensis* : Biswas & Biswas, Araneae : Spiders, *Fauna of West Bengal, State Fauna Series, 3 (Part 3)* : 466.

*Distribution* : India : Eastern coastal area (Dist. South 24 Parganas), Nadia, West Bengal.

### 20. *Neoscona excelsus* (Simon)

1889. *Glyptogana excelsus* Simon, *J. Asiat. Soc. Bengal, 58* : 337.
1992. *Neoscona excelsus* : Biswas & Biswas, Araneae : Spiders, *Fauna of West Bengal, State Fauna Series, 3 (Part 3)* : 466.
2004. *Neoscona excelsus* : Majumder, *Mem. zool. Surv. India, 20(2)* : 10.

*Distribution* : Indian : Eastern coastal area (Dist. South 24 Parganas), Darjeeling, West Bengal; Bihar; Gujarat; Maharashtra.

*Elsewhere* : Pakistan.

### 21. *Neoscona mukerjei* Tikader

1980. *Neoscona mukerjei* Tikader, *Proc. Indian Acad. Sci., 89(3)* : 247.
1992. *Neoscona mukerjei* : Biswas & Biswas, Araneae : Spiders, *Fauna of West Bengal, State Fauna Series, 3 (Part 3)* : 467.
2004. *Neoscona mukerjee* : Majumder, *Mem. zool. Surv. India, 20(2)* : 8.

*Material examined* : 6 ♀, Kotavalsaram, Dist. Vizianagaram, Andhra Pradesh, 2.ii.2001, coll. S.C. Majumder. Reg. No. 993.

*Distribution* : India : Eastern coastal area (Dist. Kotavalsaram, Andhra Pradesh; Dist. North & South 24 Parganas), Bardhaman, Kooch-Bihar, Midnapur, Nadia, West Bengal; Maharashtra.

### 22. *Neoscona theis* (Walckenaer)

1841. *Epeira theis* Walckenaer, *Hist. Nat. Ins. Apt., 2* : 53.
1992. *Neoscona theis* : Biswas & Biswas, Araneae : Spiders, *Fauna of West Bengal, State Fauna Series, 3 (Part 3)* : 468.
2004. *Neoscona theis* : Majumder, *Mem. zool. Surv. India, 20(2)* : 9.

*Distribution* : India : Eastern coastal area (Dist. North & South 24 Parganas), Hugli, Nadia, Maldah, Bankura, West Bengal, Gujarat, Maharashtra, Orissa.

*Elsewhere* : South new Guinea.

### 23. *Neoscona shillongensis* Tikader & Bal

1981. *Neoscona shillongensis* Tikader & Bal, *Rec. zool. Surv. India, Occ. Pap. No. 24* : 34.
2004. *Neoscona shillongensis* : Majumder, *Mem. zool. Surv. India, 20(2)* : 9.

*Distribution* : India : Eastern coastal area (Dist. North & South 24 Parganas), West Bengal, Meghalaya.

### 24. *Neoscona nautica* (L. Koch)

1875. *Epeira nautica* L. Koch, *Aegypt. Abyssin. Arachn. Jickeli.,* : 17.
1995. *Neoscona nautica* : Biswas & Majumder, Araneae : Spiders, *Fauna of Meghalaya, State Fauna Series, 4 (Part 2)* : 99.
2004. *Neoscona nautica* : Majumder, *Mem. zool. Surv. India, 20(2)* : 9.

*Distribution* : India : Eastern coastal area (Dist. North & South 24 Parganas), Darjeeling;

West Bengal; Assam; Meghalaya; Gujarat; Maharashtra.

*Elsewhere* : Myanmar; Pakistan; North America.

### 25. *Neoscona pavida* (Simon)

1906. *Araneus pavida* Simon, *Annl. Soc. ent. Fr.*, **75** : 309.  
 1992. *Neoscona pavida* : Biswas & Biswas, *Araneae : Spiders, Fauna of West Bengal, State Fauna Series*, **3** (Part 3) : 468.  
 2004. *Neoscona pavida* : Majumder, *Mem. zool. Surv. India*, **20**(2) : 9.

*Distribution* : India : Eastern coastal area (Dist. North 24 Parganas), Darjeeling, West Bengal.

*Elsewhere* : Pakistan.

### 26. *Neoscona rumpfi* (Thorell)

1887. *Araneus rumpfi* Thorell, *Annal. Mus. Civ. Genova*, **13** : 269.  
 1992. *Neoscona rumpfi* : Biswas & Biswas, *Araneae : Spiders, Fauna of West Bengal, State Fauna Series*, **3** (Part 3) : 468.  
 2004. *Neoscona rumpfi* : Majumder, *Mem. zool. Surv. India*, **20**(2) : 9.

*Distribution* : India : Eastern coastal area (Dist. North & South 24 Parganas); Maldha, West Bengal; Andhra Pradesh; Karnataka; Orissa.

### 27. *Neoscona molemensis* Tikader & Bal

1981. *Neoscona molemensis* Tikader & Bal, *Rec. zool. Surv. India, Occ. Pap. No. 24* : 22.  
 2004. *Neoscona molemensis* : Majumder, *Mem. zool. Surv. India*, **20**(2) : 10.

*Distribution* : India : Eastern coastal area (Dist. South 24 Parganas), West Bengal; Goa.

### 28. *Neoscona elliptica* Tikader & Bal

1981. *Neoscona elliptica* Tikader & Bal, *Rec. zool. Surv. India, Occ. Pap. No. 24* : 24.  
 2004. *Neoscona elliptica* Majumder, *Mem. zool. Surv. India*, **20**(2) : 10.

*Distribution* : India : Eastern coastal area (Dist. South 24 Parganas), West Bengal; Maharashtra; Meghalaya.

### 29. *Neoscona lugubris* (Walckenaer)

1841. *Epeira lugubris* Walckenaer, *Hist. Nat. Ins.*, **3** : 337. *Apt.*, **2** : 34.  
 2004. *Neoscona lugubris* : Majumder, *Mem. zool. Surv. India*, **20**(2) : 10.

*Distribution* : India : Eastern coastal area (Dist. North 24 Parganas), West Bengal; Maharashtra, Gujarat.

*Elsewhere* : China, Japan, Austro-Malaysia, South New Guinea.

### Genus 6. *Larinia* Simon

1874. *Larinia* Simon, *Ar. Fr.*, **1** : 155.  
 1982. *Larinia* : Tikader, *Fauna of India, Spider (Araneidae & Gnaphosidae)*, **2**(1-2) : 242.

*Type Specis* : *Larinia lineata* (Lucas).

*Distribution* : Tropical & Sub-Tropical countries of the world.

### Key to the specis of the genus

#### *Larinia* Simon

1. Labium as long as wide, brownish with proximal white boarder ..... *joysankari*  
 — Labium short, brownish with pale distal boarder ..... (2)
2. Dorsum of abdomen light yellowish white, provided with some greyish line and a double of black spots ..... *phtisica*

### 30. *Larinia joysankari* Biswas

1984. *Larinia joysankari* Biswas, *Bull. zool. Surv. India*, **6**(1-3) : 133.  
 1992. *Larinia joysankari* : Biswas & Biswas, *Araneae : Spiders, Fauna of West Bengal, State Fauna Series*, **3** (Part 3) : 462.

*Specimen examined* : 1 ♀, Gopalpur, Dist. Ganjam, Orissa. 7.ii.2001, coll. S.C. Majumder.

*Distribution* : India : Eastern coastal area, (Dist. Ganjam, Orissa), West Bengal; Assam; Kerala.

### 31. *Larinia phtisica* (L. Koch)

1871. *Epeira phtisica* L. Koch, *Die. Arachniden Australiens*, **1**(1) : 193.  
 1992. *Larinia phtisica* : Biswas & Biswas, *Araneae : Spiders, Fauna of West Bengal, State Fauna Series*, **3** (Part 3) : 463.

2004. *Larinea phtisica* : Majumder, *Mem. zool. Surv. India*, 20(2) : 10.

**Distribution** : India : Eastern coastal area (Dist. North & South 24 Parganas), Bardhaman, Nadia, West Bengal; Gujarat.

**Elsewhere** : Australia, New Guinea.

#### Genus 7. *Parawixia* F. O. P. Cambridge

1859. *Parawixia* F. O. P. Cambridge, *Biologia cent am. (Zool)*, 2 : 487.

1982. *Parawixia* : Tikader, *Fauna of India*, Spider (Araneidae & Gnaphosidae), 2(1-2) : 212.

**Type-species** : *Parawixia dstricta* (O. P. Cambridge)

**Distribution** : Cosmopolitan except Australia.

#### 32. *Parawixia dehaanii* (Doleschall)

1859. *Epeira dehaanii* Doleschall, *Act. Soc. Ind. Neerl.*, 5(5) : 33.

1992. *Parawixia dehaanii* : Biswas & Biswas, Araneae : Spiders, *Fauna of West Bengal, State Fauna Series*, 3 (Part 3) : 463.

**Diagnosis** : Cephalothorax longer than broad, cephalic region much elevated in the middle. Ocular quadrate slightly wider in front than behind. Anterior median eyes larger than the posterior medians. Anterior row of eyes procurved, posterior row recurved. Chelicerae strong. Abdomen triangular in shape, longer than wide.

**Distribution** : India : Eastern coastal area (Dist. North & South 24 Parganas). Jalpaiguri, West Bengal; Karnataka; Sikkim.

**Elsewhere** : Myanmar; Java; Japan; Indo and Austro-Malaysia and Sumatra.

#### Genus 8. *Leucauge* White

1841. *Leucauge* White, *Ann. Mag. Nat. Hist.*, 7(1) : 473.

1982. *Leucauge* : Tikader, *Fauna of India*, Spiders (Araneidae & Gnaphosidae), 2(1-2) : 71.

**Type-Species** : *Leucauge hortorum* (Hents).

**Distribution** : Tropical and sub-tropical countries of the world.

#### Key to the species of the genus

##### *Leucauge* White

1. Both paired tubercles and median caudal tubercle highly prominent..... *decorata*  
— Both paired tubercles and median caudal tubercle are not prominent..... (2)
2. Abdomen with two blunt rounded prominences and blunt caudal hump at the posterior end..... *tessellata*  
— Abdomen without blunt rounded prominences and blunt caudal hump at the posterior end..... (3)
3. Dorsum of the abdomen decorated with black reticular patches ..... *ventralis*  
— Dorsum of the abdomen not decorated with black reticular patches ..... (4)
4. Abdomen provided with three pairs of dorsal tubercle ..... *bengalensis*

#### 33. *Leucauge decorata* (Blackwall)

1864. *Tetragnatha decorata* Blackwall, *Ann. Mag. Nat. Hist.*, 14(3) : 44.

1995. *Leucauge decorata* : Biswas & Majumder, Araneae : Spiders, *Fauna of Meghalaya, State Fauna Series*, 4 (Part 2) : 100.

2004. *Leucauge decorata* : Majumder, *Mem. zool. Surv. India*, 20(2) : 11.

**Speciman examined** : 1 ♀, 1 ♂, Gopalpur, Dist. Ganjam, Orissa, 7.ii.2001, coll. S.C. Majumder, Reg. No. 981.

**Distribution** : India : Eastern coastal area (Dist. Ganjam, Orissa; Dist South 24 Parganas), Maldah, Nadia, Midnapur, Mursidabad, Purulia, West Dinajpur, West Bengal; Assam; Meghalaya; Gujarat; Karnataka; Kerala; Pondicherry; Orissa; Sikkim.

**Elsewhere** : Myanmar, Pakistan, Sri-Lanka.

#### 34. *Leucauge tessellata* (Thorell)

1887. *Callinethis tessellata* Thorell, *Anneli. Mus. Civ. Genova*, 25 : 135.

1992. *Leucauge tessellata* : Biswas & Biswas, Araneae : Spiders, *Fauna of West Bengal, State Fauna Series*, 3 (Part 3) : 473.

2004. *Leucauge tessellata* : Majumder, *Mem. zool. Surv. India*, 20(2) : 11.

*Specimen examined* : 1 ♀, Bobilli, Dist. Vizianagram, Andhra Pradesh, 1.ii.2001, coll. S.C. Majumder, Reg. No. 966.

*Distribution* : India : Eastern coastal area (Dist. Vizianagram, Andhra Pradesh), Darjeeling, West Bengal; Assam; Sikkim; Gujarat; Karnataka; Kerala; Maharashtra.

*Elsewhere* : Myanmar and Bhutan.

### 35. *Leucauge ventralis* (Thorell)

1877. *Leucauge ventralis* Thorell, *Annali. Mus. civ. Genova*, 10 : 423.

1992. *Leucauge ventralis* : Biswas & Biswas, Araneae : Spiders, *Fauna of West Bengal, State Fauna Series*, 3 (Part 3) : 473.

*Specimen examined* : 1 ♀, Madras city, Tamil Nadu, 5.i.1999, coll. S C. Majumder.

*Distribution* : India : Eastern coastal area (Dist. Madras, Tamil Nadu), West Bengal; Kerala.

*Elsewhere* : Sri-Lanka.

### 36. *Leucauge bengalensis* Gravely

1921. *Leucauge bengalensis* Gravely, *Rec. Indian Mus.*, 22(4) : 455.

1992. *Leucauge bengalensis* : Biswas & Biswas, Araneae : Spiders, *Fauna of West Bengal, State Fauna Series*, 3 (Part 3) : 472.

*Distribution* : India : Eastern coastal area (Dist. North 24 Parganas), Hugli, West Bengal.

## Genus 9. *Cyrtophora* Simon

1864. *Cyrtophora* Simon, *Hist. Nat. des. Araign.*, 1 : 261.

1962. *Cyrtophora* : Tikader, *J. Linn. Soc.*, 44 (300) : 561.

*Type-species* : *Cyrtophora citricola* (Forskal).

*Distribution* : Tropical and sub-tropical countries of the world.

### Key to the species of the genus

#### *Cyrtophora* Simon

1. Abdomen provided with two pairs humps; epigyne provided with a broad rim .....  
..... *cicatrosa*
- Abdomen provided with three pairs humps; epigyne provided with a narrow rim ..... (2)

2. Carapace with black patches; abdomen not elongated ..... *citricola*  
— Carapace without black patches; abdomen elongated ..... (3)

3. Epigyne provided without median septum..  
..... *bidentata*

### 37. *Cyrtophora cicatrosa* (Stoliczka)

1869. *Epeira cicatrosa* Stoliczka, *J. Asiat. Soc. Beng.*, 33 : 242.

1992. *Cyrtophora cicatrosa* : Biswas and Biswas, Araneae : Spiders, *Fauna of West Bengal, State Fauna Series*, 3 (Part 3) : 460.

2004. *Cyrtophora cicatrosa* : Majumder, *Mem. zool. Surv. India*, 20(2) : 12.

*Material examined* : 1 ♀, Chatrapur, Dist. Ganjam, Orissa, 6.ii.2001, coll. S.C. Majumder, Reg. No. 974.

*Distribution*; India : Eastern coastal area (Dist. Ganjam, Orissa), Koch Bihar, Hugli, Jalpaiguri, Midnapur, Maldah, Nadia, Bardhaman, Mursidabad, West Bengal; Uttar Pradesh; Andaman & Nicobar Island; Gujarat; Maharashtra; Punjab and Tamil Nadu.

*Elsewhere* : Myanmar, Australia, Malayasia, New Guinea and Pakistan.

### 38. *Cyrtophora citricola* (Forskal)

1775. *Aranea citricola* Forskal, *Descriptions animalium*, : 86.

1992. *Cyrtophora citricola* : Biswas & Biswas, Araneae : Spiders, *Fauna of West Bengal, State Fauna Series*, 3 (Part 3) : 461.

*Specimen examined* : 1 ♀, Chatrapur, Dist. Ganjam, Orissa, 6.II.2001. coll. S.C. Majumder. Reg. No. K. N. 974. 1 ♀, Kasimkota, Dist. Visakhapatnam, Andhra Pradesh, 5.i.2001., Reg. No. KN. 991. 2 ♀, Centpale beach, Dist. Vizianagram, Andhra Pradesh. 2.ii.2001, coll. S.C. Majumder, Reg. No. 996.

*Distribution* : India : Eastern coastal area (Dist. Vizianagram, Visakhapatnam, Andhra Pradesh); West Bengal; Karnataka; Tamil Nadu; Maharashtra; Madhya Pradesh.

*Elsewhere* : Africa, Australia, Myanmar, Egypt, Europe, Madagascar, Malayasia.

**39. *Cyrtophora feae* (Thorell)**

1887. *Araneus feae* Thorell *Ann. Mus. civ. Genova*, **25** : 173.  
 1992. *Cyrtophora feae* : Biswas & Biswas, *Araneae : Spiders, Fauna of West Bengal, State Fauna Series*, 3 (Part 3) : 461.

*Specimen examined* : 1 ♀, Sakhigopal, Dist. Puri, Orissa, 10.ii.2001, coll. S.C. Majumder.

*Distribution* : India : Eastern coastal area (Dist. Puri, Orissa), West Bengal.

*Elsewhere* : Myanmar, Australia, Malayasia, New Guinea and Pakistan.

**40. *Cyrtophora bidenta* Tikader**

1970. *Cyrtophora bidenta* Tikader, *Rec. zool. Surv. India*, **63**(1-4) : 32.  
 2004. *Cyrtophora bidenta* & Majumder, *Mem. zool. Surv. India*, **20**(2) : 13.

*Distribution* : India : Eastern coastal area (Dist. South 24 Parganas); West Bengal, Sikkim.

**Genus 10. *Nephila* Leach**

1815. *Nephila* Leach, *Zoological Miscellany*, : 133.  
 1981. *Nephila* : Tikader & Biswas, *Rec. zool. Surv. India, Occ. Pap. No. 30*(1) : 37.

Type species : *Nephila macucata* (Fabricius).

*Distribution* : Tropical and nearly sub-tropical countries of the world.

**41. *Nephila maculata* (Fabricius)**

1793. *Araneae maculata*, Fabricius, *Ent. Cyst.*, **2** : 425.  
 1992. *Nephila maculata* : Biswas & Biswas, *Araneae : Spiders, Fauna of West Bengal, State Fauna Series*, 3 (Part 3) : 474.

*Material examined* : 1 ♀, Sankhigopal. Dist. Puri, Orissa, 10.ii.2001. coll. S.C. Majumder, Reg. No. 1001.

*Diagnosis* : Cephalothorax relatively broad in front provided with a deep fovea in the middle. Abdomen three times longer than broad.

*Distribution* : India : Eastern coastal area (Dist. North 24 Parganas, West Bengal, Sakhigopal, Dist. Puri, Orissa); Assam; Andaman & Nicobar Island;

Gujarat; Maharashtra; Madhya Pradesh; Sikkim; Uttar Pradesh.

*Elsewhere* : Myanmar; China; Japan; Australia; Malayasia; New-Guinea; Sri-Lanka.

**Genus 11. *Polys* Koch**

1843. *Polys*. Koch, *Die. Arachniden*, **10** : 97.  
 1982. *Polys* : Tikader, *Fauna of India; Spider : Araneae*, **2**(1) : 166.

Type-Species : *Polys illepidus* C. L. Koch.

*Distribution* : Asia, Australia and Africa.

**42. *Polys nagpurensis* Tikader**

1982. *Polys nagpurensis* Tikader *Fauna of India, Spiders : Araneae*, **2**(1) : 169.  
 2004. *Polys nagpurensis* : Majumder, *Mem. zool. Surv. India*, **20**(2) : 13.

*Diagnosis* : Cephalothorax longer than wide, Ocular quadrate wider than long. Legs relatively long & strong. Abdomen large, high up anteriorly having many small & large tubercles.

*Distribution* : India : Eastern coastal area (Dist. North 24 Parganas), West Bengal; Maharashtra.

**Genus 12. *Zygeilla* O. P. Cambridge**

1902. *Zygeilla*, O. P. Cambridge, *Ann. Mag. Nat. Hist.*, **9**(7) : 15.  
 1982. *Zygeilla* : Tikader, *Fauna of India, Spider : Araneae*, **2**(1) : 2.

Type-Species : *Zygeilla artica* (Koch).

*Distribution* : Cosmopolitan.

**43. *Zygeilla melanocrania* (Thorell)**

1887. *Epeira melanocrania* Thorell, *Annali. Mus. civ. Genova*, **25** : 209.  
 1992. *Zygeilla melanocrania* : Biswas & Biswas, *Araneae : Spiders, Fauna of West Bengal, State Fauna Series*, 3 (Part 3) : 465.  
 2004. *Zygeilla melanocrania*, : Majumder, *Mem. zool. Surv. India*, **20**(2) : 13.

*Diagnosis* : Cephalothorax longer than wide narrowing in front. Anterior median eyes larger than posterior median. Abdomen oval, longer than wide.

**Distribution** : India : Eastern coastal area, (Dist. North & South 24 Parganas), Bardhaman, West Bengal; Orissa.

**Elsewhere** : Myanmar, Pakistan.

### Genus 13. *Singa* Koch

1836. *Singa* Koch, *Ar.*, 3 : 42.

1982. *Singa* : Tikader, *Fauna of India*, Spiders : Araneae, 2(1) : 20.

**Type Species** : *Singa hamata* Koch.

**Distribution** : Cosmopolitan except Australia.

#### 44. *Singa chota* Tikader

1970. *Singa chota* Tikader, *Rec. zool. Surv. India*, 6(1-4) : 3.

1992. *Singa chota* : Biswas & Biswas, Araneae : Spiders, *Fauna of West Bengal, State Fauna Series*, 3 (Part 3) : 6.

2004. *Singa chota*, Majumder, *Mem. zool. Surv. India*, 20(2) : 14.

**Diagnosis** : Cephalothorax longer than wide. Posterior row of eyes straight, anterior row recurved. Abdomen elliptical in shape.

**Distribution** : India : Eastern coastal area (Dist. North & South 24 Parganas), West Bengal; Sikkim.

## Family II. CLUBIONIDAE

### Key to the genera of the family CLUBIONIDAE

1. Cephalothorax with distinct fovea, anterior legs shorter than posterior legs; lateral eyes both anterior and posterior not close to each other ..... ***Clubiona***  
— Cephalothorax with indistinct fovea, anterior legs larger than posterior legs; lateral eyes both anterior and posterior close to each other ..... (2)
2. Retrolateral apophysis of the male palp with single hooked structure and the cymbium with long spur at its base ..... ***Cheiracanthium***  
— Retrolateral apophysis of the male palp with double hooked structure and the cymbium without long spur at its base ..... (3)

3. Very small in size. The posterior median eyes widely separated and larger than all eyes ..... ***Simalio***  
— Not very smaller in size. The posterior median eyes not widely separated and not larger than all eyes ..... (4)
4. The apex of the endites rounded, never angular outside and not depressed at the middle; sternum distinctly margined; tarsi of the anterior legs are not usually large .....  
..... ***Oedignatha***  
— The apex of the endites sub-angular forming an angle outside and slightly depressed at the middle; sternum not distinctly margined; the tarsi of the anterior legs usually large .... (5)
5. Cephalothorax without median furrow. The posterior row of eyes strongly recurved, abdomen provided with ventral shield .....  
..... ***Sphingius***  
— Cephalothorax with median furrow. The posterior row of eyes not strongly recurved, abdomen without ventral shield ..  
..... ***Castianeira***

### Genus 14. *Clubiona* Latreille

1804. *Clubiona* Latreille, *Nouv. Dict. Hist. Nat.*, 24 : 134.

1991. *Clubiona* : Majumder & Tikader, *Rec. zool. Surv. India, Occ. Pap. No. 102* : 19.

**Type-species** : *Clubiona pallidula* (Clerck)

**Distribution** : All tropical parts of the world.

### Key to the species of the genus *Clubiona* Latreille

1. Cleft of the vulva with longitudinal marking without 'V' shaped structure in front .....  
..... ***analisis***  
— Cleft of the vulva without longitudinal marking with 'V' shaped structure in front ..... (2)
2. Legs pale yellow in colour; femour IV curved dorsally and tarsi of the legs scopulated .....  
..... ***bengalensis***  
— Legs not pale yellow in colour; femour IV not curved dorsally and tarsi of the legs not scopulated ..... (3)

3. Abdomen spindle shaped, the posterior half with V-shaped brownish ornamentation.....  
..... *drassodes*  
— Abdomen not spindle shaped, the posterior half without V-shaped brownish ornamentation ..... (4)
4. Eyes of the anterior median pearly white in colour and slightly smaller than anterior ....  
..... *filicata*

**45. *Clubionia analis* Thorell**

1895. *Clubionia analis* Thorell, *Spider of Burma*, : 42.  
1992. *Clubionia analis* : Biswas & Biswas, Araneae : Spiders, *Fauna of West Bengal, State Fauna Series*, 3 (Part 3) : 416.

*Distribution* : India : Eastern coastal area (North 24 Parganas), West Bengal.

*Elsewhere* : Myanmar.

**46. *Clubiona bengalensis* Biswas**

1984. *Clubiona bengalensis* Biswas, *Bull. Zool. Surv. India*, 6(1-3) : 119.  
1992. *Clubiona bengalensis* : Biswas & Biswas, Araneae : Spiders, *Fauna of West Bengal, State Fauna Series*, 3 (Part 3) : 416.

*Distribution* : India : Eastern coastal area (Dist. North 24-pgs.), West Bengal.

**47. *Clubiona drassodes* Cambridge**

1874. *Clubiona drassodes* Cambridge, *Proc. Zool. Soc. London*, : 414.  
1992. *Clubiona drassodes* : Biswas & Biswas, Araneae : Spiders, *Fauna of West Bengal, State Fauna Series*, 3 (Part 3) : 417.

*Specimen examined* : 1 ♀, Madras city, Tamil Nadu, 4.i.1999, coll. S.C. Majumder.

*Distribution* : India : Eastern coastal area (Dist. Madras, Tamil Nadu), Bardhaman, West Bengal; Uttar Pradesh; Bihar.

**48. *Clubiona filicata* Cambridge**

1874. *Clubiona filicata* Cambridge, *Proc. Zool. Soc. London*, : 413.  
1992. *Clubiona filicata* : Biswas & Biswas, Araneae : Spiders, *Fauna of West Bengal, State Fauna Series*, 3 (Part 3) : 417.  
2004. *Clubine filicata* Cambridge, *Mem. zool. Surv. India*, 20(2) : 35.

*Distribution* : India : Eastern coastal area (Dist. South 24 Parganas), West Bengal; Maharashtra, Rajasthan, Madhya Pradesh.

**Genus 15. *Cheiracanthium* Koch**

1839. *Cheiracanthium* Koch. C. L., *Die. Arach Sochster Bond*, : 9.  
1991. *Cheiracanthium* : Majumder & Tikader, *Rec. zool. Surv. India, Occ. Pap. No. 102* : 53.

*Type-species* : *Cheiracanthium punctorium* Villers.

*Distribution* : All tropical parts of the world.

**Key to the species of the genus  
*Cheiracanthium* Koch**

1. Genital bulb or male palpus broad anteriorly, membrans of the palpal organ well developed ..... *trivialis*  
— Genital bulb or male palpus usually narrowed anteriorly, membrans of the palpal organ not well developed ..... (2)
2. Retrolateral apophysis of the tibia of male palpal organ generally short and not slender, slightly sinuous at its tip ..... *melanostoma*  
— Retrolateral apophysis of the tibia of male palpal organ generally long and slender, strongly sinuous at its tip ..... (3)
3. Tarsi comparatively longer and less scopulated, maxillary lobe angulated distinctly at its outer side ..... *himalayensis*  
— Tarsi comparatively shorter and more scopulated, maxillary lobe not angulated distinctly at its outer side ..... (4)
4. Abdomen oval in shape provided with three pairs of sigilla on the dorsum .... *mysorensis*  
— Abdomen not oval in shape provided without sigilla on the dorsum ..... *insigne*

**49. *Cheiracanthium trivialis* Thorell**

1895. *Cheiracanthium trivialis* Thorell, *Spider Fauna of Burma*, : 44.  
1991. *Cheiracanthium trivialis* : Majumder & Tikader, *Rec. zool. Surv. India, Occ. Pap. No. 102* : 56.  
2004. *Cheiracanthium trivialis* : Majumder, *Mem. zool. Surv. India*, 20(2) : 36.

*Distribution* : India : Eastern coastal area (Dist. South 24 Parganas), Nadia, West Bengal; Tamil Nadu; Madhya Pradesh; Maharashtra.

*Elsewhere* : Myanmar.

#### 50. *Cheiracanthium melanostoma* Thorell

1895. *Cheiracanthium melanostoma* Thorell, *Spider Fauna of Burma*, : 44.

1991. *Cheiracanthium melanostoma* : Majumder & Tikader, *Rec. zool. Surv. India, Occ. Pap. No. 102* : 62.

*Specimen examined* : 1 ♀, Taptapani, Dist. Ganjam, Orissa, 5. 11. 2001. coll. S. C. Majumder, Reg. No. 988.

*Distribution* : India : Eastern coastal area (Dist. South 24 Parganas), Midnapur, Darjeeling, Mursidabad, West Bengal; Bihar; Rajasthan; Goa; Maharashtra; Gujarat; Mysore; Karnataka; Andaman & Nicobar Island; Bhutan.

*Elsewhere* : Myanmar.

#### 51. *Cheiracanthium himalayensis* Gravely

1931. *Cheiracanthium himalayensis* Gravely, *Rec. Indian Mus.*, **33** (3) : 264.

1991. *Cheiracanthium himalayensis*, *Rec. zool. Surv. Ind, Occ. Pap. No. 102* : 65.

2004. *Cheiracanthium himalayensis* : Majumder, *Mem. zool. Surv. India*, **20**(2) : 36.

*Distribution* : India : Eastern coastal area (Dist. North 24 Parganas), Darjeeling, West Bengal; Meghalaya; Gujarat; Maharashtra.

#### 52. *Cheiracanthium mysorensis* Tikader & Majumder

1991. *Cheiracanthium mysorensis* Tikader & Majumder, *Rec. zool. Surv. India. Occ. Pap. No. 102* : 79.

2004. *Cheiracanthium mysorensis* : Majumder, *Mem. zool. Surv. India*, **20**(2) : 36.

*Distribution* : India : Eastern coastal area (Dist. South 24 Parganas), West Bengal; Gujarat; Karnataka; Mysore; Madhya Pradesh.

#### 53. *Cheiracanthium insigne* Cambridge

1874. *Cheiracanthium insigne* Cambridge, *Proc. zool. Soc. London* : 408.

1992. *Cheiracanthium insigne* : Biswas & Biswas, *Araneae : Spiders, Fauna of West Bengal, State Fauna Series*, **3** (Part 3) : 420.

*Distribution* : India : Eastern coastal area (Dist. North 24 Parganas), West Bengal; Assam; Bihar; Maharashtra; Tamil-Nadu.

*Elsewhere* : Sri-Lanka.

#### Genus 16. *Simalio* Simon

1897. *Simalio* Simon, *Hist. Nat. des. Araign.*, **2**(1) : 77.

1991. *Simalio* : Majumder & Tikader, *Rec. zool. Surv. India Occ. Pap. No. 102* : 99.

*Type-Species* : *Simalio petilus* Simon.

*Distribution* : India, Sri-Lanka, Mexico, Philippine, Trininad.

#### 54. *Simalio biswas* Majumder & Tikader

1991. *Simalio* Biswas Majumder & Tikader, *Rec. zool. Surv. India, Occ. Pap. No. 102* : 99.

1992. *Simalio biswas* : Biswas & Biswas, *Araneae : Spiders, Fauna of West Bengal, State Fauna Series*, **3** (Part 3) : 421.

*Distribution* : India : Eastern coastal area (Dist. South 24 Parganas), West Bengal; Karnataka.

#### Genus 17. *Oedignatha* Thorell

1881. *Oedignatha* Thorell, *Ann. Mus. civ. Stor. Nat. Genova*, **18** : 209.

1991. *Oedignatha* : Majumder & Tikader, *Rec. zool. Surv. India, Occ. Pap. No. 102* : 102.

*Type species* : *Oedignatha scrobiculata* Thorell.

*Distribution* : India, Sri-Lanka, Java, China.

#### 55. *Oedignatha scrobiculata* Thorell

1887. *Oedignatha scrobiculata* Thorell, *Ann. Mus. Civ. Nat. Genova*, **18** : 209.

1992. *Oedignatha scrobiculata* : Biswas & Biswas, *Araneae : Spiders, Fauna of West Bengal, State Fauna Series*, **3** (Part 3) : 422.

*Specimen examined* : 1 ♀, Vimlipatnum, Dist. Visakhapatnum, Andhra Pradesh, 23.i.2001. coll. S.C. Majumder.

*Distribution* : India : Eastern coastal area (Dist. Vimlipatnum, Andhra Pradesh) West Bengal; Bihar; Kerala.

Genus 18. *Sphingius* Thorell

1890. *Sphingius* Thorell, *Ann. Mus. Civ. Stor. Nat. Genova*, **30** : 285.

1991. *Sphingius* : Majumder & Tikader, *Rec. zool. Surv. India, Occ. Pap.* No. **102** : 60.

*Type species* : *Sphingius thecatus* Thorell.

*Distribution* : India, Malayasia, Sree-Lanka, Myanmar, Assam.

Key to the species of the genus  
*Sphingius* Thorell

1. Vulva confined to posterior half of genital segment; abdomen normally with whitish patches ..... *caniceps*  
— Vulva not confined to posterior half of genital segment; abdomen without whitish patches ..... (2)
2. Chelicerae strong and stout inner and outer margin provided with two teeth .... *paltaensis*

56. *Sphingius caniceps* Simon

1906. *Sphingius caniceps* Simon, *Ann. Soc. Ent. Fr.*, **75** : 301.

1992. *Sphingius caniceps* : Biswas & Biawas, *Araneae : Spiders, Fauna of West Bengal, State Fauna Series*, **3** (Part 3) : 426.

*Distribution* : India : Eastern coastal area (Dist. South 24 Parganas), West Bengal; Orissa; Tamil Nadu.

57. *Sphingius paltaensis* Biswas & Biawas

1992. *Sphingius paltaensis* Biswas & Biawas, *Araneae : Spiders, Fauna of West Bengal, State Fauna Series*, **3** (Part 3) : 426.

*Distribution* : India : Eastern coastal area (Dist. North 24 Parganas), West Bengal.

Genus 19. *Castianeira* Keyserling

1879. *Castianeira* Keyserling *Verh. zool. Bot. Ges. Wien*. **29** : 335.

1991. *Castianeira* : Majumder & Tikader, *Rec. zool. Surv. India, Occ. Pap.* No. **102** : 130.

*Type-species* : *Castianeira rubicunda* Keyserling.

*Distribution* : India, Africa, Malayasia, America and Canada.

Key to the species of the genus  
*Castianeira* Keyserling

1. Anterior row of eyes slightly recurved, anterior medians not closer to anterior laterals ..... *bengalensis*  
— Anterior row of eyes not recurved, anterior medians separated and close to anterior laterals ..... (2)
2. Legs not so strong and without longitudinal markings or whitish band, posterior tibia without conspicuous band at the apex .....  
..... *himalayensis*  
— Legs strong and with longitudinal markings or whitish band, posterior tibia with conspicuous band at the apex ..... (3)
3. Dorsum provided with three transverse whitish band with well marked dark plate anteriorly ..... *tinae*  
— Dorsum not provided with three transverse whitish band and with no well marked dark plate anteriorly ..... (4)
4. The anterior row of eyes straight, the anterior medians widely separated and not close to each other ..... *quadrifaculata*

58. *Castianeira bengalensis* Biswas

1984. *Castianeira bengalensis* Biswas, *Bull. Zool. Surv. India*, **6**(1-3) : 120.

1992. *Castianeira bengalensis* : Biswas & Biswas, *Araneae : Spiders, Fauna of West Bengal, State Fauna Series*, **3** (Part 3) : 424.

*Distribution* : India : Eastern coastal area (Dist. South 24 Parganas), West Bengal.

59. *Castianeira himalayensis* Gravely

1931. *Castianeira himalayensis* Gravely, *Rec. India Mus.*, **33**(3) : 275.

1992. *Castianeira himalayensis* : Biswas & Biswas, *Araneae : Spiders, Fauna of West Bengal, State Fauna Series*, **3** (Part 3) : 424.

*Distribution* : India : Eastern coastal area (Dist. South 24 Parganas), West Bengal.

60. *Castianeira tinae* Patel & Patel

1974. *Castianeira tinae* Patel & Patel, *Proc. Indian Acad. Sci.*, **78** (1) : 6.

1992. *Castianeira tinae* : Biswas & Biswas, Araneae : Spiders, *Fauna of West Bengal, State Fauna Series*, 3 (Part 3) : 425.

2004. *Castianeira tinae* : Majumder & Tikader, *Mem. zool. Surv. India*, 20(2) : 36.

*Distribution* : India : Eastern coastal area (Dist. North 24 parganas), West Bengal.

### 61. *Castianeira quadrimaculata* Reimoser

1934. *Castianeira quadrimaculata* Reimoser, *Rec. Suisse zool.*, 41(32) : 490.

1992. *Castianeira quadrimaculata* : Biswas & Biswas, Araneae : Spiders, *Fauna of West Bengal, State Fauna Series*, 3 (Part 3) : 425.

*Distribution* : India : Eastern coastal area (Dist. North 24 parganas), West Bengal.

## Family III. ERESIDAE

### Genus 20. *Stegodyphus* Simon

1873. *Stegodyphus* Simon, *Ann. Soc. Ent. Fr.*, 3(5) : 336.

1981. *Stegodyphus* : Tikader & Biswas, *Rec. zool. Surv. India, Occ. Pap. No.* 30(1) : 14.

*Diagnosis* : Cephalic region large, roundish high. Posterior lateral eyes remote from other eyes, anterior lateral eyes situated at the edge of clypeus. Legs strong and stout. Abdomen oval, anterior spinnerets thick.

*Remarks* : The spiders of this genus occur on bushes, they spin either large sheet like webs, accompanied by tubular retreat or a large sacular nest in which many individuals live.

*Type-species* : *Stegodyphus lineatus* Latreille.

*Distribution* : India, Asia, Africa and Arabia.

### 62. *Stegodyphus sarasinorum* Karsch

1892. *Stegodyphus sarasinorum* Karsch, *Ent. Z. Berlin*, 36 : 275.

1992. *Stegodyphus sarasinorum* : Biswas & Biswas, Araneae : Spiders, *Fauna of West Bengal, State Fauna Series*, 3 (Part 3) : 378.

2004. *S. tegodyphus sarasinorum* : Majumder, *Mem. zool. Surv. India*, 20(2) : 37.

*Material examined* : 6 ♀, sallue Hill, vizianagram; Andhra Pradesh, 1.ii.2001, coll. S.C. Majumder, Reg. No. 969.

*Diagnosis* : The Spider gregarious in its habit. It spins a labyrinthin tube, which ends blindly one end and the other end expands into a broad sheet. This species does not sting the prey to death, but feeds on the captive alive, all members of the colony showing the same victim.

*Distribution* : Eastern coastal area (Dist. vizianagram, Andhra Pradesh; Dist. South 24 Parganas), Maldah, Midnapur, Bardhaman, West Bengal; Orissa, Punjab; Maharashtra; Tamil Nadu.

## Family IV. GNAPHOSIDAE

### Key to the genera of the family GNAPHOSIDAE

1. Eyes row widely separated; posterior median eyes much nearer to each other than to the laterals ..... *Drassodes*  
— Eyes row close together; posterior median eyes otherwise ..... (2)
2. Upper margin of furrow of chelicerae with three teeth, the lower margin with two, all well developed. Posterior median eyes larger and oblique, typically close together but well separated from the laterals.... *Haplodrassus*  
— Upper margin of furrow of chelicerae provided with four to six teeth, the lower with two to three small teeth or nodules. Posterior medians are different ..... (3)
3. Lower margin of furrow of chelicerae with one tooth or nodule; anterior median eyes usually larger than the laterals .... *Herpyllus*  
— Lower margin of furrow of chelicera with many teeth; anterior median eyes not larger than laterals ..... (4)
4. Inner margin of furrow of chelicerae without teeth; bulb of palpus of male simple, with no true apophysis ..... *Megamyrmecon*  
— Inner margin of furrow of chelicera with teeth, bulb of palpus of male not simple, with true apophysis ..... (5)
5. Tibia III with no median dorsal spines; carapace with a distinct median furrow .....  
..... *Poecilochora*

- Tibia III with median dorsal spines, carapace without median furrow ..... (6)
6. Chelicerae provided with one tooth of inner margin, bulb of palpus of male with a stout median apophysis ..... *Scopodes*
- Chelicerae not provided with one tooth of inner margin, bulb of palpus of male without a stout median apophysis ..... (7)
7. Eyes of posterior row nearly equal in size and equidistant from each other .....  
..... *Scotophaeus*

### Genus 21. *Drassodes* Westring

1851. *Drassodes* Westring, *Göteborgs. K. Vetensk. O. Vitterh Samh. Mandl.*, 2 : 25.
1977. *Drassodes* : Tikader, *Rec. zool. Surv. India*, 72(1-4) : 186.

*Type species* : *Drassodes lapidosus* (Walck.).

*Distribution* : Oriental, sub-tropical and temperate regions of the world.

### Key to species of the genus *Drassodes* Westring

1. Antero-lateral portion of abdomen slightly angular; maxillae touching with labium .....  
..... *malodes*
- Antero-lateral portion of abdomen roundish; maxillae not touching with labium ..... (2)
2. Anterior median eyes larger than the posterior medians; abdomen provided with three pairs of sigilla ..... *luridus*
- Anterior median eyes not larger than the posterior medians; abdomen provided without sigilla ..... (3)
3. Tibia IV without dorsal spines and abdomen pale on dorsum ..... *sitae*

### 63. *Drassodes malodes* Tikader

1962. *Drassodes malodes* Tikader, *Proc. All India Cong. Zool.*, : 572.
1992. *Drassodes malodes* : Biswas & Biswas, *Araneae : Spiders, Fauna of West Bengal, State Fauna Series*, 3, (Part 3) : 428.

*Distribution* : India : Eastern coastal area (Dist. South 24 Parganas); West Bengal.

### 64. *Drassodes luridus* (O.P. Cambridge)

1874. *Drassodes luridus* O. P. Cambridge, *Proc. zool. Soc. London*, : 396.
1882. *Drassodes luridus* : Tikader, *Fauna of India, Spider : Araneae*, 2(2) : 409.

*Material examined* : 2 ♀, Ramkrishnapuram beach, Dist. Visakhapatnam, Andhra Pradesh, 25.i.2001. coll. S.C. Majumder, Reg. No. 975.

*Distribution* : India : Eastern coastal area (Ramkrishnapuram, Dist. Visakhapatnam, Andhra Pradesh) (new record), Andhra Pradesh; Maharashtra.

### 65. *Drassodes sitae* Tikader & Gajbe

1975. *Drassodes sitae* Tikader & Gajbe, *Oriental Ins.*, 9(3) : 275.

*Material examined* : 1 ♀, Gopalpur, Dist. Ganjam, Orissa, 7.ii.2001, coll. S.C. Majumder, Reg. No. 978.

*Distribution* : India : Eastern coastal area (Dist. Ganjam) (new record), Orissa; Uttar Pradesh.

### Genus 22. *Haplodrassus* Chamberlin

1922. *Haplodrassus* Chamberlin, *Proc. Biol. Soc. Wash.*, 35 : 161.
1982. *Haplodrassus* : Tikader & Gajbe, *Fauna of India, Spider (Araneidae & Gnaphosidae)*, 2(1-2) : 462.

*Type-Species* : *Haplodrassus hiemalis* (Emerton).

*Distribution* : India, America.

### 65. *Haplodrassus dumdumensis* Tikader

1982. *Haplodrassus dumdumensis* Tikader, *Fauna of India, Spiders : Araneae*, 2(2) : 468.
1992. *Haplodrassus dumdumensis* : Biswas & Biswas, *Araneae : Spiders, Fauna of West Bengal, State Fauna Series*, 3 (Part 3) : 428.

*Diagnosis* : Cephalothorax longer than wide narrow in front, provided with a conspicuous fovea. Eyes pearly white except anterior medians. Anterior row procurved, medians slightly larger than laterals. Chelicerae moderately strong, inner margin provided with three teeth, outer margin without teeth. Abdomen longer than wide,

narrowing anteriorly. Spinnerets cylindrical and posterior pair longer than other.

*Distribution* : India : Eastern coastal area (Dist. South 24 Parganas), West Bengal.

### Genus 23. *Herpyllus* Hentz

1832. *Herpyllus* Hentz, *Silliman Soum. Sci. a Arts.*, 21 : 102.

1982. *Herpyllus* : Tikader & Gajbe, *Fauna of India*, Spiders : Araneae, 2 (2) : 457.

*Type-species* : *Herpyllus ecclesiasticus* Hentz.

*Distribution* : India, North America.

### 67. *Herpyllus calcuttaensis* Biswas

1984. *Herpyllus calcuttaensis* Biswas, *Bull. zool. Surv. India.*, 6(1-3) : 123.

1992. *Herpyllus calcuttaensis* : Biswas & Biswas, Araneae : Spiders, *Fauna of West Bengal, State Fauna Series*, 3 (Part 3) : 429.

*Diagnosis* : Cephalothorax longer than wide, slightly narrowing in front, posterior middle provided with short conspicuous fovea. Eyes pearly white, anterior row nearly straight, laterals larger than medians and close to adjacent than to each other. Chelicerae moderate, inner margin provided with one small tooth and outer margin with three teeth. Abdomen longer than wide, widest behind the middle clothed with black-velvately mousy hair. Dorsum provided with three pairs of sigilla.

*Distribution* : India : Eastern coastal area (Dist. South 24 Parganas), West Bengal.

### Genus 24. *Megamyrmecon* Reuss

1834. *Megamyrmecon* Reuss, *Zool. Miscell. Mus. Ar.*, : 217.

1982. *Megamyrmecon* : Tikader & Gajbe, *Fauna of India*, Spiders : Araneae, 2(2) : 371.

*Type-species* : *Megamyrmecon caudatum* Reuss.

*Distribution* : India, America and Africa.

### 68. *Megamyrmecon kajalae* Biswas & Biswas

1992. *Megamyrmecon kajalae* Biswas & Biswas, Araneae : Spiders, *Fauna of West Bengal, State Fauna Series*, 3 (Part 3) : 430.

*Diagnosis* : Cephalothorax longer than wide narrow in front. Prominent fovea present at the middle of the cephalic region. Anterior row of eyes procurved, posterior row strongly procurved. Ocular quadrate more or less square in shape. Labium and maxillae longer than wide. Chelicerae vertical, outer margin provided with two and inner margin with no teeth. Legs relatively strong. Abdomen elliptical in shape. Dorsum provided with one longitudinal and two lateral patches.

*Distribution* : India : Eastern coastal area (Dist. North 24 Parganas), West Bengal.

### Genus 25. *Poecilochroa* Westing

1874. *Poecilochroa* Westing, *Gotebrogs, K. Vetensk. O. Vitterh Samh. Handl.*, 14 : 45.

1982. *Poecilochroa* : Tikader & Gajbe, *Fauna of India*, Spiders : Araneae, 2(2) : 451.

*Type-species* : *Poecilochroa variana* Koch, C.

*Distribution* : Cosmopolitan except Australia.

### 69. *Poecilochroa barmani* Tikader

1982. *Poecilochroa barmani* Tikader & Gajbe, *Fauna of India*, Spiders : Araneae, 2(2) : 451.

1992. *Poecilochroa barmani* : Biswas & Biswas, Araneae : Spiders, *Fauna of West Bengal, State Fauna Series*, 3 (Part 3) : 431.

2004. *Poecilochroa barmani* : Majumder, *Mem. zool. Surv. India*, 20(2) : 38.

*Material examined* : 1 ♀, Simachalam, Dist. Vizianagram, Andhra Pradesh, 26.i.2001, coll. S.C. Majumder, Reg. No. 986.

*Diagnosis* : Cephalothorax longer than wide, narrow in front provided with inconspicuous short fovea. Anterior and posterior row recurved. Chelicerae moderately strong, margins of the furrow without teeth. Abdomen longer than wide, elliptical in shape. Dorsum provided with transverse whitish band.

*Distribution* : India : Eastern coastal area (Dist. Vizianagram, Andhra Pradesh; Dist. South 24 Parganas), West Bengal.

**Genus 26. *Scopodes* Chamberlin**

1922. *Scopodes* Chamberlin, *Proc. Biol. Soc. Wash.*, **35** : 156.
1992. *Scopodes* : Biswas & Biswas, Araneae : Spiders, *Fauna of West Bengal, State Fauna Series*, 3 (Part 3) : 431.

*Type-species* : *Scopodes catharius* Chamberlin.

*Distribution* : India, North America.

**70. *Scopodes kuljitae* Tikader**

1982. *Scopodes kuljitae* Tikader, *Fauna of India, Spiders : Araneae*. 2(2) : 367.
2004. *Scopodes kuljitae* : Majumder, *Mem. zool. Surv. India*, **20(2)** : 38.

*Diagnosis* : Cephalothorax longer than wide, much narrow in front provided with distinct fovea. Anterior and posterior row procurved. Chelicerae longer than wide, outer and inner margin provided with one tooth. Abdomen longer than wide. Dorsum provided with a deep brown mid-dorsal V shaped patches.

*Distribution* : India : Eastern coastal area (Dist. South 24 Parganas), West Bengal; Maharashtra; Karnataka.

**Genus 27. *Scotophaeus* Simon**

1893. *Scotophaeus* Simon, *Hist. Nat. Araign.*, 1(2) : 371.
1966. *Scotophaeus* : Tikader. *Rec. Indian Mus.*, **59(4)** : 440.

*Type-species* : *Scotophaeus quadripunctatus* Latreille.

*Distribution* : Oriental and temperate regions of the world.

**71. *Scotophaeus domesticus* Tikader**

1962. *Scotophaeus domesticus* Tikader, *Proc. All India Cong. Zoology*, : 570.
1992. *Scotophaeus domesticus* : Biswas & Biswas, Araneae : Spiders, *Fauna of West Bengal, State Fauna Series*, 3 (Part 3) : 432.

*Diagnosis* : Cephalothorax longer than wide, narrowing in front provided with a fovea on the thorax. Eyes unequal and not equidistant. Anterior row of eyes slightly procurved. Abdomen nearly oval in shape.

*Distribution* : India : Eastern coastal area (Dist. South 24 Parganas); West Bengal.

**Family V. HERSILIDAE****Genus 28. *Hersilia* Audouin**

1826. *Hersilia* Audouin, *Deror. Egypta. Arach.*, : 114.
1977. *Hersilia* : Tikader, *Rec. zool. Surv. India*, **72(1-4)** : 84.

*Diagnosis* : Ocular quadrangle parrallel sided; head flat, angular laterally; clypeus usually very high, prominent, protersi of I and II and IV legs are bi-segmented.

*Type-species* : *Hersilia caudata* Audouin.

*Distribution* : Africa, Madagascar, Oriental region.

**72. *Hersilia savignyi* Lucas**

1836. *Hersilia savignyi* Lucas, *Mag. Zool.*, **8** : 10.
1992. *Hersilia savignyi* : Biswas & Biswas, Araneae : Spiders, *Fauna of West Bengal, State Fauna Series*, 3 (Part 3) : 382.
2004. *Hersilia savignyi* : Majumder, *Mem. zool. Surv. India*, **20(2)** : 37.

*Material examined* : 1 ♀ Hingalgunj, Dist. North 24 Parganas, West Bengal, 26.i.2001. coll. S.C. Majumder, Reg. No. 963; 1 ♀, Kotavalsaram, Dist. Vizianagram Andhra Pradesh; 2.ii.2001, Reg. No. 998.

*Diagnosis* : Cephalothorax longer than wide nearly rounded, anteriorly narrowing nearly pointed. Colour varying from pale to black on the upper side. Eyes white dissimilar, anterior row recurved, posterior row straight. Maxillae longer than wide. Labium wider than long. Abdomen broad apple shaped, dorsum decorated.

*Distribution* : India : Eastern coastal area (Dist. Vizianagram, Andhra Pradesh; Dist. South 24 Parganas, Midnapur), Hoogly, Jalpaiguri, Maldah, Murshidabad, Nadia, West Dinajpur, West Bengal; Assam; Maharashtra; Tamil Nadu; Uttar Pradesh.

*Elsewhere* : Myanmar, Srilanka.

## Family VI. HETEROPODIDAE

Key to the genera of the family  
HETEROPODIDAE

1. Maxillae not provided with distinct median longitudinal creast ..... *Heteropoda*  
— Maxillae provided with distinct median longitudinal creast ..... *Spariolenus*

Genus 29. *Heteropoda* Latreille

1804. *Heteropoda* Latreille, *N. Dic. hist. nat.*, 24 : 135.  
1988. *Heteropoda* : Sethi & Tikader, *Rec. zool. Surv. India, Occ. Pap. No. 93* : 9.

*Type-species* : *Heteropoda venatoria* (Linn.).

*Distribution* : India; Australia; China; Japan; U.S.A.; Srilanka.

Key to the species of the genus  
*Heteropoda* Latreille

1. Epigynum provided with a horizontal plate, lateral lobes are in contact throughout their length, spermatheca not convuluted .....  
..... *sikkimensis*  
— Epigynum not provided with rounded plate, lateral lobes are in contact throughout their length, spermatheca convuluted ..... (2)
2. Abdomen not black, without yellow border below ..... *venatoria*  
— Abdomen black, with yellow border below ..... (3)
3. Median sclerite of vulva not hemmer shaped ..... *prompta*  
— Median sclerite of vulva hemmer shaped ...  
..... (4)
4. Labium wider than long, abdomen oval in shape; lateral lobes of epigynum widely separated ..... *sexpunctata*  
— Labium longer than wide, abdomen round in shape; lateral lobe of epigynum not widely separated ..... *kandiana*

73. *Heteropoda sikkimensis* Gravely

1931. *Heteropoda sikkimensis* Gravely, *Rec. Indian Mus.*, 33(3) : 255.

1988. *Heteropoda sikkimensis* : Sethi & Tikader, *Rec. zool. Surv. India, Occ. Pap. No. 93* : 27.

2004. *Heteropoda sikkimensis* : Majumder, *Mem. zool. Surv. India*, 20(2) : 40.

*Distribution* : India : Eastern coastal area (Dist. North & South 24 Parganas), Darjeeling, West Bengal; Sikkim; Meghalaya.

74. *Heteropoda venatoria* (Linnaeus)

1766. *Araneae venatoria* Linnaeus, *Syst. Nat.*, 12 : 1035.  
1988. *Heteropoda venatoria* : Sethi & Tikader, *Rec. zool. Surv. India, Occ. Pap. No. 93* : 16.

*Material examined* : 1 ♀, Ramkrishnapuram beach, Dist. Visakhapatnam, Andhra Pradesh, 25.ii.2001, coll. S.C. Majumder, Reg. No. 972.

*Distribution* : India : Eastern coastal area (Dist. Visakhapatnam, Andhra Pradesh; Dist. North 24 Parganas), West Bengal; Tamil Nadu; Bihar.

75. *Heteropoda prompta* (O.P. Cambridge)

1885. *Sarotes prompta* O. P. Cambridge, *Sci. Res. Sec. Yarkand Miss., Arach.*, : 71.  
1992. *Heteropoda prompta* : Biswas & Biswas, *Araneae : Spiders, Fauna of West Bengal, State Fauna Series*, 3 (Part 3) : 414.

*Distribution* : India : Eastern coastal area (Dist. North 24 Parganas), Darjeeling, West Bengal; Himachal Pradesh; Andaman & Nicobar Island; Uttar Pradesh.

76. *Heteropoda sexpunctata* Simon

1885. *Heteropoda sexpunctata* Simon, *Bull. Soc. Zool. France*, 10 : 14.  
1992. *Heteropoda sexpunctata* : Biswas & Biswas, *Araneae : Spiders, Fauna of West Bengal, State Fauna Series*, 3 (Part 3) : 414.

*Distribution* : India : Eastern coastal area (Dist. South 24 Parganas), Hugli; Birbhum, West Bengal; Karnataka; Bihar; Orissa; Tamil Nadu; Uttar Pradesh.

77. *Heteropoda kandiana* Pocock

1899. *Heteropoda kandiana* Pocock, *J. Bombay nat. Hist. Soc.*, 12 : 752.

1988. *Heteropoda kandiana* : Sethi & Tikader, *Rec. zool. Surv. India, Occ. Pap. No. 93* : 26.

*Material examined* : 1 ♀, Kotavalsaram, Dist. Vizianagram, Andhra Pradesh, 2.ii.2001. coll. S.C. Majumder. *Rec. No. 994*.

*Distribution* : India : Eastern coastal area (Dist. Vizianagram) (new record), Andhra Pradesh, West Bengal, Orissa, Assam.

*Elsewhere* : Shri Lanka.

### Genus 30. *Spariolenus* Simon

1880. *Spariolenus* Simon, *Act. Soc. Linn. Bord.*, 34 : 227.

1988. *Spariolenus* : Sethi & Tikader, *Rec. zool. Surv. India, Occ. Pap. No. 93* : 6.

*Type-species* : *Spariolenus tigris* Simon.

*Distribution* : India, Sri Lanka, Malacca.

#### Key to the species of the genus

##### *Spariolenus* Simon

1. Carapace slightly wider than long, epigyne simple and less sclerotised .....*petricola*
- Carapace slightly longer than wide, epigyne complicated and highly sclerotised .....*tigris*

#### 78. *Spariolenus petricola* Gravely

1931. *Spariolenus petricola* Gravely, *Rec. Indian Mus.*, 33(3) : 250.

1988. *Spariolenus petricola* : Sethi & Tikader, *Rec. zool. Surv. India, Occ. Pap. No. 93* : 7.

*Distribution* : India : Eastern coastal area (Dist. North 24 Parganas), West Bengal; Goa; Orissa; Madhya Pradesh.

#### 79. *Spariolenus tigris* Simon

1880. *Spariolenus tigris* Simon, *Act. Soc. Linn. Bord.*, 34 : 281.

1988. *Spariolenus tigris* : Sethi & Tikader, *Rec. zool. Surv. India, Occ. Pap. No. 93* : 7.

*Distribution* : India : Eastern coastal area (Dist. North 24 Parganas), Mursidabad, Hugli, West Bengal; Punjab; Bihar; Maharashtra.

*Elsewhere* : Pakistan.

## Family VII. LYCOSIDAE

### Key to the genera of the family LYCOSIDAE

1. Carapace glabrous or nearly so; tarsus I provided with a dorsobasal bristle which is much longer than the trichobothria .....  
..... *Arctosa*
- Carapace not glabrous or nearly so; tarsus I not provided with a dorsobasal bristle ... (2)
2. Posterior spinnerets distinctly longer than anterior; sternum generally provided with mid-longitudinal dark marking ..... *Hippasa*
- Posterior spinnerets not distinctly longer than anterior; sternum not provided with mid-longitudinal dark markings ..... (3)
3. Carapace hairy; tarsus I without a dorsobasal thin long bristle ..... *Trochosa*
- Carapace not hairy; tarsus I provided with dorsobasal thin long bristle ..... (4)
4. Anterior and posterior spinnerets are in equal length ..... *Flanona*
- Anterior and posterior spinnerets are not in equal length ..... (5)
5. Metarsi IV longer than tibia plus patella together ..... *Ocyale*
- Metarsi IV never longer than tibia plus patella together ..... (6)
6. Labium longer than wide and the basal excavation is prominent ..... *Lycosa*
- Labium not longer than wide and the basal excavation is not prominent ..... *Pardosa*

### Genus 31. *Arctosa* Koch

1847. *Arctosa* Koch, *Die. Arachniden*, 14(3) : 94.

1995. *Arctosa* : Biswas & Majumder, *Araneae : Spiders, Fauna of Meghalaya, State Fauna Series*, 4 (Part 2) : 107.

*Type-species* : *Arctosa cinerea* (Fabricius).

*Distribution* : Cosmopolitan except Australia.

**Key to the species of the genus  
*Arctosa* Koch**

1. Patches of the bases of second and third row of eyes and the legs are provided with conspicuous brownish green patches ..  
..... *mulani*  
— Patches of the bases of second and third row of eyes and the legs are not provided with conspicuous green patches..... (2)
2. Ventral side of the femora of all legs provided with greenish brown broad transverse band..... *indicus*  
— Ventral side of the femora of all legs not provided with greenish brown broad transverse band..... (3)
3. Abdomen pointed behind, mid-dorsally provided with a longitudinal lense-shaped pale marking..... *himalayensis*  
— Abdomen not pointed behind, mid-dorsally not provided with longitudinal lense-shaped pale marking..... (4)
4. Epigynal cleft not bifurcated both the ends  
..... *khudiensis*  
— Epigynal plate bifurcated both the ends.....  
..... *sandeshkhaliensis*

**80. *Arctosa mulani* (Dyal)**

1935. *Pardosa mulani* Dyal, *Bul. Dept. zool. Punjab Univ.* : 146.
1995. *Arctosa mulani* : Biswas & Majumder, *Araneae : Spiders, Fauna of Meghalaya, State Fauna Series, 4 (Part 2)* : 107.
2004. *Arctosa mulani* : Majumder, *Mem. zool. Surv. India, 20(2)* : 15.

*Distribution* : India : Eastern coastal area (Dist. South 24 Parganas), West Bengal, Meghalaya; Maharashtra.

*Elsewhere* : Pakistan.

**81. *Arctosa indicus* Tikader & Malhotra**

1980. *Arctosa indicus* Tikader & Malhotra, *Fauna of India, Spiders : Araneae, 1(2)* : 371.
1992. *Arctosa indicus* : Biswas & Biswas, *Araneae : Spiders, Fauna of West Bengal, State Fauna Series, 3 (Part 3)* : 438.

2004. *Arctosa indicus* : Majumder, *Mem. zool. Surv. India, 20(2)* : 15.

*Distribution* : India : Eastern coastal area (Dist. North & South 24 Parganas) West Bengal; Maharashtra.

**82. *Arctosa himalayensis* Tikader & Malhotra**

1980. *Arctosa himalayensis* Tikader & Malhotra, *Fauna of India; spiders : Araneae, 1(2)* : 369.
1992. *Arctosa himalayensis* : Biswas & Biswas, *Araneae : Spiders, Fauna of West Bengal, State Fauna Series, 3 (Part 3)* : 438.
2004. *Arctosa himalayensi* : Majumder, *Mem. zool. Surv. India, 20(2)* : 15.

*Distribution* : India : Eastern coastal area (Dist. North 24 Parganas), West Bengal, Uttar Pradesh.

**83. *Arctosa khudiensis* (Sinha)**

1951. *Lycosa khudiensis* Sinha, *Rec. Indian Mus.*, **48(2)** : 22.
1995. *Arctosa khudiensis* : Biswas & Majumder, *Araneae : Spiders, Fauna of Meghalaya, State Fauna Series, 4 (Part 2)* : 107.
2004. *Arctosa khudiensis* : Majumder, *Mem. zool. Surv. India, 20(2)* : 15.

*Distribution* : India : Eastern coastal area (Dist. South 24 Parganas), West Bengal; Meghalaya; Bihar.

*Elsewhere* : Pakistan.

**84. *Arctosa sandeshkhaliensis* Majumder  
(Fig. 1-6)**

2004. *Arctosa Sandeshkhaliensis* Majumder, *J. Bombay nat. Hist. Soc.*, **101(1)** : 121.

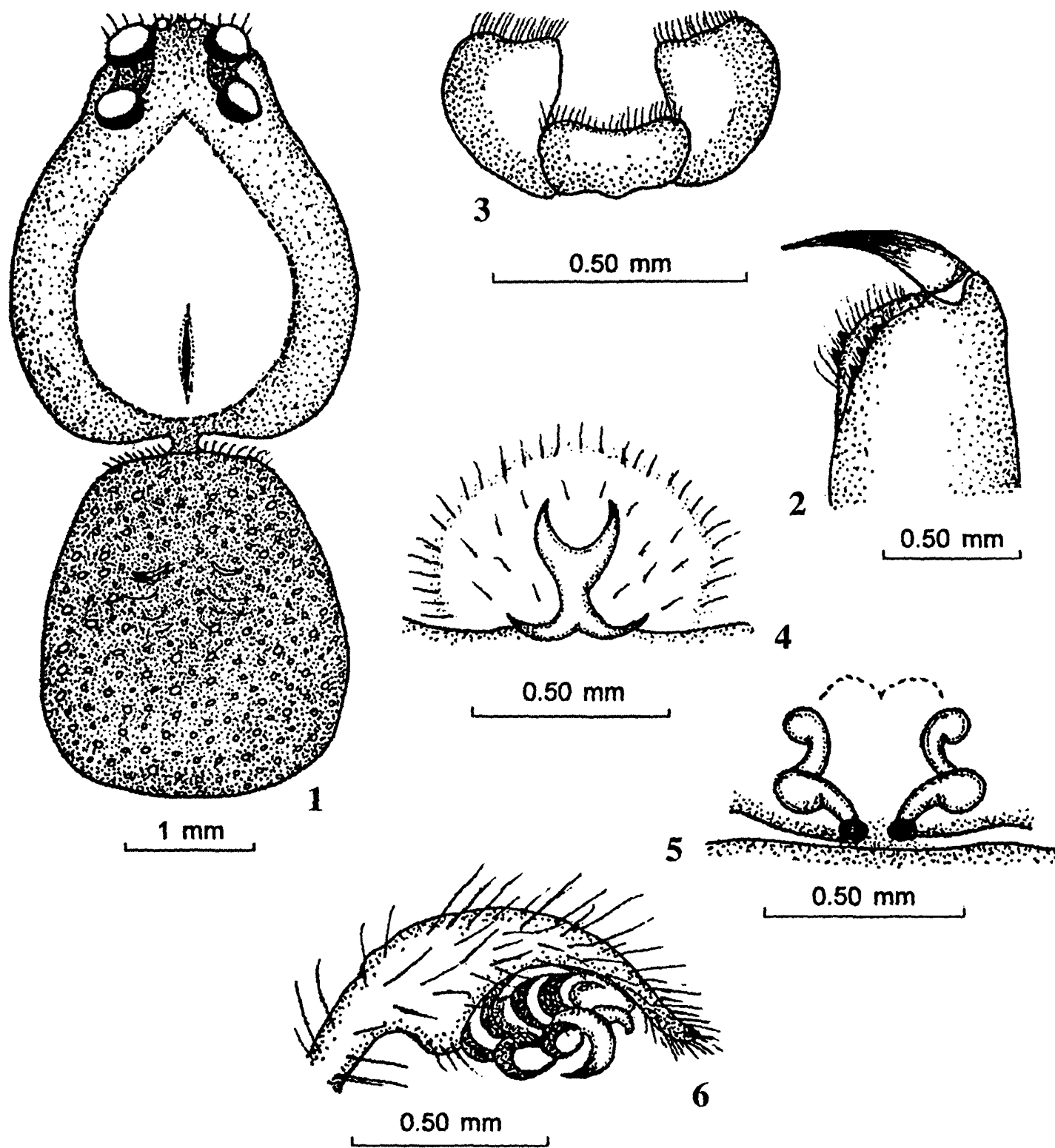
*Distribution* : India : Eastern coastal area (Sandeshkhali, Dist. North 24 Parganas, West Bengal (new species).

**Genus 32. *Hippasa* Simon**

1885. *Hippasa* Simon, *Bull. Soc. Zool. Fr.*, **10** : 31.
1951. *Hippasa* : Sinha, *Rec. Indian Mus.*, **48(2)** : 11.

*Type species* : *Hippasa agelenoides* (Simon).

*Distribution* : Madagascar; Africa; Malaysia; India.



**Figs. 1-6.** *Arctosa sandeshkhaliensis* sp. nov.

1. Dorsal view of female, legs omitted.
2. Chelicera showing arrangement of teeth.
3. Maxillae and labium, ventral aspect.
4. Epigyne, ventral aspect.
5. Internal genitalia, dorsal aspect.
6. Male palp, lateral aspect.

## Key to the species of the genus

*Hippasa* Simon

1. Chitinous plate covering the pit of the vulva and bifurcated posteriorly, producing a pair of large elevated triangular plate .....  
..... *greennalliae*
- Chitinous plate not covering the pit of the vulva, not producing a pair of elevated triangular plate ..... (2)
2. Plate of vulva produced into a tongue like process very much drawn out posteriorly ...  
..... *holmerae*
- Plate of vulva not produced into a tongue like process ..... (3)
3. Ventral side of the abdomen provided with three longitudinal dark bands extending from the epigastric fold to the base of the spinnerets ..... *partita*
- Ventral side of the abdomen not provided with three longitudinal dark bands extending from the epigastric fold to the base of the spinnerets ..... *olivacea*

85. *Hippasa greenalliae* (Blackwall)

1867. *Lycosa greenalliae* Blackwall, *Ann. Mag. Nat. Hist.*, 19(3) : 387.
1992. *Hippasa greenalliae* : Biswas & Biswas, *Araneae : Spiders, Fauna of West Bengal, State Fauna Series*, 3 (Part 3) : 439.

*Distribution* : India : Eastern coastal area (Dist. North & South 24 Parganas), Darjeeling, West Bengal; Orissa; Kerala; Tamil Nadu; Karnataka; Maharashtra; Sikkim.

86. *Hippasa holmerae* Thorell

1895. *Hippasa holmerae* Thorell, *Spiders of Burma*, : 218.
1992. *Hippasa holmerae* : Biswas & Biswas, *Araneae : Spiders, Fauna of West Bengal, State Fauna Series*, 3 (Part 3) : 439.

*Distribution* : India : Eastern coastal area (Dist. North & South 24 Parganas), Darjeeling, West Bengal; Uttar Pradesh; Manipur.

*Elsewhere* : Myanmar, Singapur, West China.

87. *Hippasa partita* (Cambridge)

1876. *Trochosa partita* Cambridge, *Proc. Zool. Soc.*, : 541-630.
1992. *Hippasa partita* : Biswas & Biswas, *Araneae : Spiders, Fauna of West Bengal, State Fauna Series*, 3 (Part 3) : 439.
2004. *Hippasa partita* : Majumder, *Mem. zool. Surv. India*, 20(2) : 16.

*Material examined* : 2♀, Bank of Chandrabhaga river, Dist. Puri, Orissa. 9.ii.2001, coll. : S.C. Majumder Reg. No. 980.

*Distribution* : India : Eastern coastal area (Dist. Puri, Orissa; Dist. North & South 24 Parganas), West Bengal; Gujarat, Rajasthan.

*Elsewhere* : Egypt, Arabia, Pakistan.

88. *Hippasa olivacea* (Thorell)

1887. *Dipontia olivacea* Thorell, *Ann. Mus. civ. stor. Nat. Genova*, 5(2) : 297.
1980. *Hippasa olivacea* : Tikader & Malhotra, *Fauna of India, Spiders : Araneae*, 1(2) : 283.
2004. *Hippasa olivacea* : Majumder, *Mem. zool. Surv. India*, 20(2) : 16.

*Distribution* : India : Eastern coastal area (Dist. North & South 24 Parganas), West Bengal.

*Elsewhere* : Myanmar.

Genus 33. *Trochosa* Koch

1847. *Trochosa* Koch, *Die Arachniden*, 14(3) : 95.
1980. *Trochosa* : Tikader & Malhotra, *Fauna of India, Spiders : Araneae*, 1(2) : 435.

*Type species* : *Trochosa rucicola* (De Geer).

*Distribution* : India, America, New England, Europe.

89. *Trochosa punctipes* (Gravely)

1924. *Lycosa punctipes*, Gravely, *Rec. Indian Mus.*, 26 : 603.
2004. *Trochosa punctipes* : Majumder, *Mem. zool. Surv. India*, 20(2) : 23.

*Diagnosis* : Cephalothorax longer than wide, cephalic region high, provided with conspicuous fovea. Anterior row of eyes slightly recurved, ocular quadrate wider than long narrowing in front. Labium longer than wide. Abdomen longer than

wide, dorsum provided with two longitudinal rows of dark brown patches.

*Distribution* : India : Eastern coastal area (Dist. South 24 Parganas), Mursidabad, WestBengal, Bihar, Tamil Nadu, Uttar Pradesh.

#### Genus 34. *Flanona* Simon

1898. *Flanana* Simon, *Hist. Nat. des. Araignees*, 2(2) : 349.

1980. *Flanona* : Tikader & Malhotra, *Fauna of India*, Spiders : Araneae, 1(2) : 366.

*Type species* : *Flanona puellula* Simon.

*Distribution* : Sri Lanka; India.

#### 67. *Flanona puellula* Simon

1898. *Flanona puellula* Simon, *Hist. Nat. des. Araignees.*, 2(2) : 349.

2004. *Flanona puellula* : Majumder, *Mem. zool. Surv. India*, 20(2) : 24.

*Diagnosis* : Cephalothorax longer than wide, fovea present at the middle. Anterior row of eyes straight, equal in size. Labium wider than long. Abdomen longer than wide, dorsum provided with greenish brown patches.

*Distribution* : India : Eastern coastal area (Dist. South 24 Parganas), WestBengal.

*Elsewhere* : Sri Lanka.

#### Genus 35. *Ocyale* Audouin

1826. *Ocyale* Audouin, in *Savigny's Description de' Egypte Arachnides*, Paris, 1 : 150.

1980. *Ocyale* : Tikader & Malhotra, *Fauna of India*, Spider; Araneae, 1(2) : 364.

*Type Species* : *Ocyale atalanta* Audouin.

*Distribution* : India; Europe; Egypt; Ethiopia; Sri Lanka, Myanmar; Congo; Guinea.

#### 91. *Ocyale atalanta* Audouin

1826. *Ocyale atalanta* Audouin, in *Savigny's 'Description de' Egypte Arachnides*, Paris, 1 : 150.

1995. *Ocyale atalanta* : Biswas & Majumder, Araneae : Spiders, *Fauna of Meghalaya, State Fauna Series*, 4 (Part 2) : 113.

2004. *Ocyale atalanta* : Majumder, *Mem. zool. Surv. India*, 20(2) : 24.

*Diagnosis* : Cephalothorax longer than wide with prominent fovea at middle. Anterior row slightly recurved. Ocular quadrate wider behind. Labium slightly longer than wide. Labium slightly longer than wide. Maxillae very much wider at the distal end. Abdomen oval, pointed behind, dorsum provided with irregular brown and yellow patches.

*Distribution* : India : Eastern coastal area (Dist. North & South 24 Parganas), West Bengal; Meghalaya; Orissa, Bihar.

*Elsewhere* : Sri Lanka, Africa, Myanmar, Egypt, Ethiopia, Guinea and Congo.

#### Genus 36. *Lycosa* Latreille

1804. *Lycosa* Latreille, *Nouv. Dist. Hist. Nat.*, 24 : 135.

1970. *Lycosa* : Tikader, *Rec. zool. Surv. India*, 64(1-4) : 63.

*Type-species* : *Lycosa tarantula* Rossi.

*Distribution* : All over the world.

#### Key to the species of the genus

##### *Lycosa* Latreille

1. Ventral side of the abdomen provided with a broad dark brown patches extending from the epigastric fold to the base of the spinnerets ..... *chaperi*  
— Ventral side of the abdomen pale and without such types of patches ..... (2)
2. Carapace redish brown in colour, femora of all legs provided with light patches .. *kempi*  
— Carapace not redish brown in colour, femora of all legs not provided with any patches ... (3)
3. Maxillae much broader at the distal end, coxa dorsally provided with brown irregular patches ..... *choudhuryi*  
— Maxillae not much broader at the distal end, coxa dorsally not provided with brown irregular patches ..... (4)
4. Cephalothorax not provided with a mid longitudinal and sub-marginal pale bands .. ..... *poonaensis*  
— Cephalothorax not provided with a mid longitudinal and sub marginal pale bands .. ..... (5)

5. Ventral side of the abdomen provided with two inclined rows of small red spots near the epigastric furrow ..... *masteri*  
 — Ventral side of the abdomen not provided with two inclined rows of small red spots near the epigastric furrow ..... (6)
6. Abdomen broadest behind, dorsally ornamented with a conspicuous V shaped marking ..... *mackenziei*  
 — Abdomen pointed behind with no conspicuous V Shaped marking ..... (7)
7. Sternum provided mid-longitudinally with a conspicuous broad black band .....  
 ..... *mahabaleshwariensis*  
 — Sternum mid-longitudinally with no conspicuous broad black band ..... (8)
8. Anterior row of eyes straight, Ocular quadrate wider than long ..... *himalayensis*  
 — Anterior row of eyes procurved, ocular quadrate longer than wide ..... (9)
9. Lense shaped greenish brown patches present longitudinally at the antero median side of the dorsum ..... *pictula*  
 — No lense shaped greenish brown patches present on the antero median side of the dorsum ..... (10)
10. Sternum and coxa not dark brown and the ventral side of the tibia III and IV provided with broad black band at the extremities ..... *tista*  
 — Sternum and coxa dark brown and the ventral side of the tibia III and IV provided without broad black band at the extremities .....  
 ..... *sillongensis*

### 92. *Lycosa chaperi* Simon

1885. *Lycosa chaperi* Simon. *Bull. Soc. Zool. Fr.*, **10** : 8.  
 1980. *Lycosa chaperi* : Tikader and Malhotra, *Fauna of India*, Spiders : Araneae, **1(2)** : 387.  
 2004. *Lycosa chaperi* : Majumder, *Mem. zool. Surv. India*, **20(2)** : 17.

*Distribution* : India : Eastern coastal area (Dist. North & South 24 Parganas), West Bengal; Andhra Pradesh; Punjab.

### 93. *Lycosa kempii* Gravely

1924. *Lycosa kempii* Gravely, *Rec. Indian Mus.*, **26** : 602.  
 1995. *Lycosa kempii* : Biswas & Majumder, *Araneae : Spiders, Fauna of Meghalaya, State Fauna Series*, **4** (Part 2) : 112.  
 2004. *Lycosa Kempii* : Majumder, *Mem. zool. Surv. India*, **20(2)** : 17.

*Distribution* : India : Eastern coastal area (Dist. South 24 Parganas), Darjeeling, West Bengal; Meghalaya; Assam; Sikkim.

*Elsewhere* : Bhutan, Pakistan.

### 94. *Lycosa choudhuryi* Tikader & Malhotra

1980. *Lycosa choudhuryi* Tikader & Malhotra, *Fauna of India*, Spiders : Araneae, **1(2)** : 390.  
 2004. *Lycosa choudhuryi* : Majumder, *Mem. zool. Surv. India*, **20(2)** : 17.

*Distribution* : India : : Eastern coastal area (Dist. South 24 Parganas), West Bengal.

### 95. *Lycosa poonaensis* Tikader & Malhotra

1980. *Lycosa poonaensis* Tikader & Malhotra, *Fauna of India*, Spiders : Araneae, **1(2)** : 392.  
 2004. *Lycosa poonaensis* : Majumder, *Mem. zool. Surv. India*, **20(2)** : 17.

*Distribution* : India : Eastern coastal area (Dist. North & South 24 Parganas) West Bengal; Maharashtra.

### 96. *Lycosa masteri* Pocock

1901. *Lycosa masteri* pocock, *J. Bombay nat. Hist, Soc.*, **13(3)** : 484-485.  
 1980. *Lycosa masteri* : Tikader, *Fauna of India*, Spiders : Araneae, **1(2)** : 394.  
 2004. *Lycosa masteri* : Majumder, *Mem. zool. Surv. India*, **20(2)** : 18.

*Distribution* : India : Eastern coastal area (Dist. North & South 24 Parganas) West Bengal; Maharashtra.

### 97. *Lycosa mackenziei* Gravely

1924. *Lycosa mackenziei* Gravely. *Rec. Indian Mus.*, **26** : 606.  
 1992. *Lycosa mackenziei* : Biswas & Biswas, *Araneae : Spiders, Fauna of West Bengal, State Fauna Series*, **3** (Part 3) : 442.  
 2004. *Lycosa mackenziei* : Majumder, *Mem. zool. Surv. India*, **20(2)** : 18.

**Distribution** : India : Eastern coastal area (Dist. South 24 Parganas), West Bengal; Bihar; Karnataka; Punjab.

**Elsewhere** : Pakistan.

**98. *Lycosa mahabaleshwarensis* Tikader & Malhotra**

1980. *Lycosa mahabaleshwarensis* Tikader & Malhotra, *Fauna of India*, Spiders : Araneae, 1(2) : 429.  
2004. *Lycosa mahabaleshwarensis* : Majumder, *Mem. zool. Surv. India*, 20(2) : 18.

**Distribution** : India : Eastern coastal area (Dist. North 24 Parganas) West Bengal; Maharashtra.

**99. *Lycosa himalayensis* Gravely**

1924. *Lycosa himalayensis* Gravely, *Rec. Indian Mus.*, 26 : 603.  
1995. *Lycosa himalayensis* : Biswas & Majumder, Araneae : Spiders, *Fauna of Meghalaya, State Fauna Series*, 4 (Part 2) : 112.  
2004. *Lycosa himalayensis* : Majumder, *Mem. zool. Surv. India*, 20(2) : 18.

**Material examined** : 1 ♀, Sakhigopal, Dist. Puri, Orissa, 10.ii.2001, coll. : S.C. Majumder, Reg. No. 968; 1 ♀, Simachalam, Vizianagram, Andhra Pradesh, 26.i.2001, coll. : S.C. Majumder, Reg. No. 961.

**Distribution** : India : Eastern coastal area (Dist. Puri, Orissa; Dist. Vizianagram, Andhra Pradesh; Dist. South 24 Parganas), Bankura, Darjeeling, West Bengal; Meghalaya; Assam.

**100. *Lycosa pictula* Pocock**

1901. *Lycosa pictula* Pocock, *J. Bombay nat. Hist. Soc.*, 13(3) : 486.  
1980. *Lycosa pictula* : Tikader & Malhotra, *Fauna of India*, Spiders : Araneae, 1(2) : 424.  
2004. *Lycosa pictula* : Majumder, *Mem. zool. Surv. India*, 20(2) : 18.

**Distribution** : India : Eastern coastal area (Dist. South 24 Parganas) West Bengal; Maharashtra.

**101. *Lycosa tista* Tikader**

1970. *Lycosa tista* Tikader, *Rec. zool. Surv. India*, 64(1-4) : 67.  
1980. *Lycosa tista* : Tikader & Malhotra, *Fauna of India*, Spiders : Araneae, 1(2) : 384.

2004. *Lycosa tista* : Majumder, *Mem. zool. Surv. India*, 20(2) : 18.

**Distribution** : India : Eastern coastal area (Dist. North & South 24 Parganas) West Bengal; Sikkim.

**102. *Lycosa shillongensis* Tikader & Malhotra**

1980. *Lycosa shillongensis* Tikader & Malhotra, *Fauna of India*, Spiders : Araneae, 1(2) : 403.  
1992. *Lycosa shillongensis* Biswas & Biswas, Araneae : Spiders, *Fauna of West Bengal, State Fauna Series*, 3 (Part 3) : 442.

**Distribution** : Eastern coastal area (Dist. South 24 Parganas), West Bengal; Meghalaya.

**Genus 37. *Pardosa* Koch**

1848. *Pardosa* Koch. *Die. Arachnide*, 14 : 100.  
1980. *Pardosa* : Tikader & Malhotra, *Fauna of India*, Spiders : Araneae, 1(2) : 315.

**Type Species** : *Pardosa striatipes* Koch.

**Distribution** : Asia, Europe, America.

**Key to the species of the genus  
*Pardosa* Koch**

1. Dorsal side of the abdomen decorated with minute light spots ..... *annandale*  
— Dorsal side of the abdomen not decorated with minute light spots ..... (2)
2. Leg IV is the longest of all legs ..... *atropalpis*  
— Legs IV is not the longest of all legs ..... (3)
3. Anterior row of eyes slightly procurved .....  
..... *birmanica*  
— Anterior row of eyes slightly recurved ... (4)
4. Femora of all legs provided with greenish brown transverse patches ..... *burasantiensis*  
— Femora of all legs not provided with greenish brown transverse patches ..... (5)
5. Metatarsi IV slightly longer than tibia plus patella together ..... *chambaensis*  
— Metatarsi IV not slightly longer than tibia plus patella together ..... (6)

6. Abdomen ventrally provided with two lateral irregular brown patches on both the sides of the abdomen ..... *heterophthalmus*  
 — Abdomen ventrally not provided with two lateral irregular brown patches on both the sides of the abdomen ..... (7)
7. Anterio-mid-dorsal side of the abdomen provided with longitudinal lense shaped markings ..... *kupupa*  
 — Anterio-mid-dorsal side of the abdomen not provided with longitudinal lense shaped markings ..... (8)
8. Labium as long as wide, chelicerae not strong, inner margin with three teeth .....  
 ..... *leucopalpis*  
 — Labium wider than long, chelicerae moderately strong inner margin not provided with three teeth ..... (9)
9. Sternum provided with conspicuous dark brown V shaped marking ..... *minutus*  
 — Sternum not provided with V shaped marking ..... (10)
10. Carapace provided with a broad longitudinal brown patches extended from the bases of the posterior eye to the base of the cephalothorax ..... *oakleyi*  
 — Cerapace without a broad longitudinal brown patches extended from the base of the posterior eye to the base of the cephalothorax ..... (11)
11. Ventral side of the abdomen uniformly pale coloured and without any black spots .....  
 ..... *rhenockensis*  
 — Ventral side of the abdomen not uniformly pale coloured and with some black spots ...  
 ..... (12)
12. Posterior half of the dorsum provided with pale chevron pattern ..... *songosa*  
 — Posterior half of the dorsum not provided with pale chevron pattern ..... (13)
13. Abdomen ventrally provided with sub-lateral longitudinal irregular greenish brown patches ..... *shyamae*  
 — Abdomen ventrally not provided with sub-lateral longitudinal irregular greenish brown patches ..... (14)
14. Legs not so strong, provided dorsally with irregular greenish brown patches .....  
 ..... *sumatrana*  
 — Legs moderatrly strong provided dorsally with longitudinal brown band ..... (15)
15. Abdomen not in same wide both in front and behind, mid-dorsally provided with lense shaped pale marking ..... *alii*  
 — Abdomen nearly same wide both in front and behind, mid-dorsally not provided with lense shaped pale marking ..... (16)
16. Carapace provided with V shaped marking just behind the third row of eyes .....  
 ..... *mysorensis*  
 — Carapace not provided with V shaped marking just behind the third row of eyes ..  
 ..... (17)
17. Tibia and metatarsi of I & II provided with three pairs of ventral spines ..... *sutherlandi*  
 — Tibia and metatarsi of I & II not provided with three pairs of ventral spines ..... (18)
18. Cephalothorax broader posteriorly without white patches ornamentation ... *amkhasensis*  
 — Cephalothorax not broader posteriorly and with white patches ornamentation ..... (19)
19. Cheliceral fang longer, slightly straight; inner margin provided with three similar teeth, outer margin with one large tooth .....  
 ..... *suchismitae*  
 — Cheliceral fang not longer, slightly curved; inner margin provided with one large tooth, outer margin with three dissimilar teeth .....  
 ..... *debolinae*
103. *Pardosa annandalei* (Gravely)
1924. *Lycosa annandalei* Gravely, *Rec. Indian Mus.*, 26 : 606.  
 1995. *Pardosa annandalei* : Biswas & Majumder, *Araneae : Spiders, Fauna of Meghalaya, State Fauna Series, 4 (Part 2)* : 110.  
 2004. *Pardosa annandalei* : Majumder, *Mem. zool. Surv. India*, 20(2) : 20.

*Distribution* : India : Eastern coastal area (Dist. North & South 24 Parganas), Birbhum, Darjeeling, Jalpaiguri, Hugli, West Bengal; Kerala; Maharashtra; Madhya Pradesh; Bihar; Assam; Gujarat; Andhra Pradesh; Karnataka; Tamil Nadu.

*Elsewhere* : Myanmar, Pakistan and Bangladesh.

#### 104. *Pardosa atropalpis* Gravely

1924. *Pardosa atropalpis* Gravely, *Rec. Indian Mus.*, 26 : 610.
1992. *Pardosa atropalpis* : Biswas & Biswas, Araneae : Spiders, *Fauna of West Bengal, State Fauna Series*, 3 (Part 3) : 444.
2004. *Pardosa atropalpis* : Majumder, *Mem. zool. Surv. India*, 20(2) : 20.

*Distribution* : India : Eastern coastal area (Dist. South 24 Parganas), Bardhaman, Hugli, West Bengal; Bihar; Orissa; Karnataka; Andhra Pradesh; Tamil Nadu.

#### 105. *Pardosa birmanica* Simon

1884. *Pardosa birmanica* Simon, *Ann. Mus. Civ. Store nat. Genova*, 20 : 333.
1995. *Pardosa birmanica* : Biswas & Majumder, Araneae : Spiders, *Fauna of Meghalaya, State Fauna Series*, 4 (Part 2) : 110.
2004. *Pardosa birmanica* : Majumder, *Mem. zool. Surv. India*, 20(2) : 20.

*Material examined* : 1 ♀, Ramakrishnapuram beach, Dist. Visakhapatnam, Andhra Pradesh, 25.i.2001, coll. S.C. Majumder, Reg. no. 995; 1 ♀, Kailashgiri Hill Dist. Visakhapatnam, Andhra Pradesh, 24.i.2001, coll. S.C. Majumder, Reg. no. 986.

*Distribution* : India : Eastern coastal area (Dist. Visakhapatnam, Andhra Pradesh; Dist North & South 24 Parganas) Bardhaman, Birbhum, Darjeeling, West Bengal; Gujarat; Rajasthan; Maharashtra; Punjab; Himachal Pradesh; Madhya Pradesh; Meghalaya; Tamil Nadu; Andhra Pradesh; Bihar; Orissa.

*Elsewhre* : Myanmar, Java, Pakistan.

#### 106. *Pardosa burasantiensis* Tikader & Malhotra

1980. *Pardosa burasantiensis* Tikader & Malhotra, *Fauna of India, Spiders : Araneae*, 1(2) : 338.
1992. *Pardosa burasantiensis* : Biswas & Biswas, Araneae : Spiders, *Fauna of West Bengal, State Fauna Series*, 3 (Part 3) : 444.
2004. *Pardosa burasantiensis* : Majumder, *Mem. zool. Surv. India*, 20(2) : 20.

*Distribution* : India : Eastern coastal area (Dist North & South 24 Parganas) Singur, West Bengal.

#### 107. *Pardosa chambaensis* Tikader & Malhotra

1980. *Pardosa chambaensis* Tikader & Malhotra, *Fauna of India, Spiders : Araneae*, 1(2) : 357.
2004. *Pardosa chambaensis* : Majumder, *Mem. zool. Surv. India*, 20(2) : 21.

*Distribution* : India : Eastern coastal area (Dist North & South 24 Parganas) West Bengal; Himahal Pradesh.

#### 108. *Pardosa heterophthalmus* (Simon)

1898. *Acroniops heterophthalmus* Simon, *Hist. Nat. des. Araignees*, 2 : 362.
1995. *Pardosa heterophthalmus*, Biswas & Majumder, Araneae : Spiders, *Fauna of Meghalaya, State Fauna Series*, 4 (Part 2) : 110.
2004. *Pardosa heterophthalmus* : Majumder, *Mem. zool. Surv. India*, 20(2) : 21.

*Material examined* : 1 ♀, Taptapani, Dist. Ganjam, Orissa, 5.ii.2001 coll. S.C. Majumder. Reg. no. 958; 2 ♀, Vimlipatnam, Dist. Visakhapatnam, Andhra Pradesh, 23.i.2001 coll. S.C. Majumder, Reg. no. 976.

*Distribution* : India : Eastern coastal area (Dist. Ganjam, Orissa; Dist. Visakhapatnam, Andhra Pradesh; Dist North & South 24 Parganas), Purulia, West Bengal; Tamil Nadu.

*Elsewhere* : Java.

#### 109. *Pardosa kupupa* (Tikader)

1970. *Lycosa kupupa* Tikader, *Rec. zool. Surv. India*, 64(1-4) : 66.
1980. *Pardosa kupupa* : Tikader & Malhotra, *Fauna of India, Spiders : Araneae*, 1(2) : 333.

2004. *Pardosa kupupa* : Majumder, *Mem. zool. Surv. India*, **20**(2) : 21.

*Distribution* : India : Eastern coastal area (Dist North & South 24 Parganas), West Bengal; Sikkim.

#### 110. *Pardosa leucopalpis* Gravely

1924. *Pardosa leucopalpis* Gravely, *Rec. Indiann Mus.*, **26** : 610.

1992. *Pardosa leucopalpis* : Biswas & Biswas, *Araneae : Spiders, Fauna of West Bengal, State Fauna Series*, **3** (Part 3) : 445.

2004. *Pardosa leucopalpis* : Majumder, *Mem. zool. Surv. India*, **20**(2) : 21.

*Distribution* : India : Eastern coastal area (Dist North & South 24 Parganas), West Bengal; Andhra Pradesh; Tamil Nadu; Kerala; Orissa.

*Elsewhere* : Sri Lanka, Pakistan.

#### 111. *Pardosa minutus* Tikader & Malhotra

1976. *Pardosa minutus* Tikader & Malhotra, *Proc. India Acad. Sci.*, **83**(3) : 126.

1980. *Pardosa minutus* : Tikader & Malhotra, *Fauna of India, Spiders, Araneae*, **1**(2) : 319.

2004. *Pardosa minutus* : Majumder, *Mem. zool. Surv. India*, **20**(2) : 21.

*Distribution* : India : Eastern coastal area (Dist South 24 Parganas), West Bengal; Himachal Pradesh.

#### 112. *Pardosa oakleyi* Gravely

1924. *Pardosa oakleyi* Gravely, *Rec. Indian Mus.* **26** : 610.

1992. *Pardosa oakloyi* : Biswas & Biswas, *Araneae : Spiders, Fauna of West Bengal, State Fauna Series*, **3** (Part 3) : 445.

2004. *Pardosa oakloyi* : Majumder, *Mem. zool. Surv. India*, **20**(2) : 22.

*Distribution* : India : Eastern coastal area (Dist North & South 24 Parganas), Bardhaman, West Bengal; Bihar; Karnataka; Tamil Nadu; Punjab.

*Elsewhere* : Pakistan.

#### 113. *Pardosa rhenockensis* (Tikader)

1970. *Lycosa rhenockensis* Tikader, *Rec. zool. Surv. India*, **64**(1-4) : 68.

1980. *Pardosa rhenockensis* : Tikader & Malhotra, *Fauna of India, Spiders : Araneae*, **1**(2) : 342.

2004. *Pardosa rhenockensis* : Majumder, *Mem. zool. Surv. India*, **20**(2) : 22.

*Distribution* : India : Eastern coastal area (Dist North & South 24 Parganas), West Bengal; Sikkim.

#### 114. *Pardosa songosa* Tikader & Malhotra

1976. *Pardosa songosa* : Tikader & Malhotra, *Proc. Indian Acad. Sci.*, **83**(3) : 128-130.

1980. *Pardosa songosa* : Tikader & Malhotra, *Fauna of India, Spiders : Araneae*, **1**(2) : 340.

2004. *Pardosa songosa* : Majumder, *Mem. zool. Surv. India*, **20**(2) : 22.

*Distribution* : India : Eastern coastal area (Dist North & South 24 Parganas), West Bengal; Uttar Pradesh.

#### 115. *Pardosa shyamae* (Tikader)

1970. *Lycosa shyamae* Tikader, *Rec. zool. Surv. India*, **64**(1-4) : 67.

1992. *Pardosa shyamae* : Biswas & Biswas, *Araneae : Spiders, Fauna of West Bengal, State Fauna Series*, **3** (Part 3) : 445.

2004. *Pardosa shyamae* : Majumder, *Mem. zool. Surv. India*, **20**(2) : 22.

*Distribution* : India : Eastern coastal area (Dist North & South 24 Parganas), Darjeeling, West Bengal.

#### 116. *Pardosa sumatrana* (Thorell)

1990. *Lycosa sumatrana* Thorell, *Ann. Mus. Stor. Nat. Genova*, **30** : 136.

1995. *Pardosa sumatrana* : Biswas & Majumder, *Araneae : Spiders, Fauna of Meghalaya, State Fauna Series*, **4** (Part 2) : 110.

2004. *Pardosa sumatrana* : Majumder, *Mem. zool. Surv. India*, **20**(2) : 22.

*Distribution* : India : Eastern coastal area (Dist North & South 24 Parganas), Birbhum, Darjeeling, Bardhaman, Hugli, West Bengal; Meghalaya; Karnataka; Tamil Nadu; Andhra Pradesh; Maharashtra; Bihar; Himachal Pradesh; Tripura; Rajasthan; Gujarat; Madhya Pradesh; Arunachal Pradesh; Andaman & Nicobar Island; Nepal.

*Elsewhere* : Bangladesh, Sri Lanka, Sumatra.

**117. *Pardosa alii* Tikader**

1976. *Pardosa alii* Tikader, *J. Bommay nat. Hist. Soc.*, **74**(1) : 145.
1980. *Pardosa alii*, Tikader & Malhotra, *Fauna of India, Spiders : Araneae*, **1** (2), 362.
2004. *Pardosa alii* : Majumder, *Mem. zool. Surv. India*, **20**(2) : 23.

*Distribution* : India : Eastern coastal area (Dist North & South 24 Parganas), West Bengal; Jammu and Kashmir.

**118. *Pardosa mysorensis* (Tikader & Malhotra)**

1971. *Lycosa mysorensis* Tikader & Malhotra, *Sci. & Cult.* **37** : 531.
1980. *Pardosa mysorensis* : Tikader & Malhotra, *Fauna of India, Spiders : Araneae*, **1**(2) : 332.
2004. *Pardosa mysorensis* : Majumder, *Mem. zool. Surv. India*, **20**(2) : 23.

*Distribution* : India : Eastern coastal area (Dist North & South 24 Parganas), West Bengal; Karnataka.

**119. *Pardosa sutherlandi* (Gravely)**

1924. *Lycosa sutherlandi* Gravely, *Rec. Indian Mus.*, **26** : 606.
1995. *Pardosa sutherlandi*, Biswas & Majumder, *Araneae : Spiders, Fauna of Meghalaya, State Fauna Series*, **4** (Part 2) : 110.
2004. *Pardosa sutherlandi* : Majumder, *Mem. zool. Surv. India*, **20**(2) : 23.

*Distribution* : India : Eastern coastal area (Dist North & South 24 Parganas), Darjeeling, West Bengal.

**120. *Pardosa amkhasensis* Tikader & Malhotra**

1976. *Pardosa amkhasensis* : Tikader & Malhotra, *Proc. Indian Acad. Sci.*, **83**(3) : 124.
1980. *Pardosa amkhasensis* : Tikader & Malhotra, *Fauna of India, Spiders : Araneae*, **1**(2), 335.
2004. *Pardosa amkhasensis* : Majumder, *Mem. zool. Surv. India*, **20**(2) : 23.

*Distribution* : India : Eastern coastal area (Dist North & South 24 Parganas), West Bengal; Madhya Pradesh.

**121. *Pardosa suchismitae* Majumder (Figs. 7-12)**

2004. *Pardosa suchismitae* : Majumder, *Mem. zool. Surv. India*, **102** (Part 1-2) : 98.

*Distribution* : India : Eastern coastal area (Dist. North & South 24 Parganas); Gosaba, West Bengal.

**122. *Pardosa debolinae* Majumder (Figs. 13-18)**

2004. *Pardosa debolinae* : Majumder, *Mem. zool. Surv. India*, **102** (Part 1-2) : 100.

*Distribution* : India : Eastern coastal area (Dist. North & South 24 Parganas), Gosaba, West Bengal.

**Family VIII. LYSSOMANIDAE****Genus 37. *Lyssomanes* Hentz**

1944. *Lyssomanes* Hentz, *J. Bombay Soc. Nat. Hist.*, **11** : 48.
1967. *Lyssomanes* : Tikader, *Proc. Indian Acad. Sci.*, **66**(4) : 120.

*Diagnosis* : Cephalothorax moderately high, longer than wide, Eyes are in four transverse rows of two each. Eyes of first row is close to each other and two to three times as large as those of second row. Second row is situated just behind the first row. The third of eyes are very small. Fourth row of eyes are as large as those of the second row. Quadrangle formed by second and fourth rows as wide as long.

*Type-species* : *Lyssomanes viridis* (walck.).

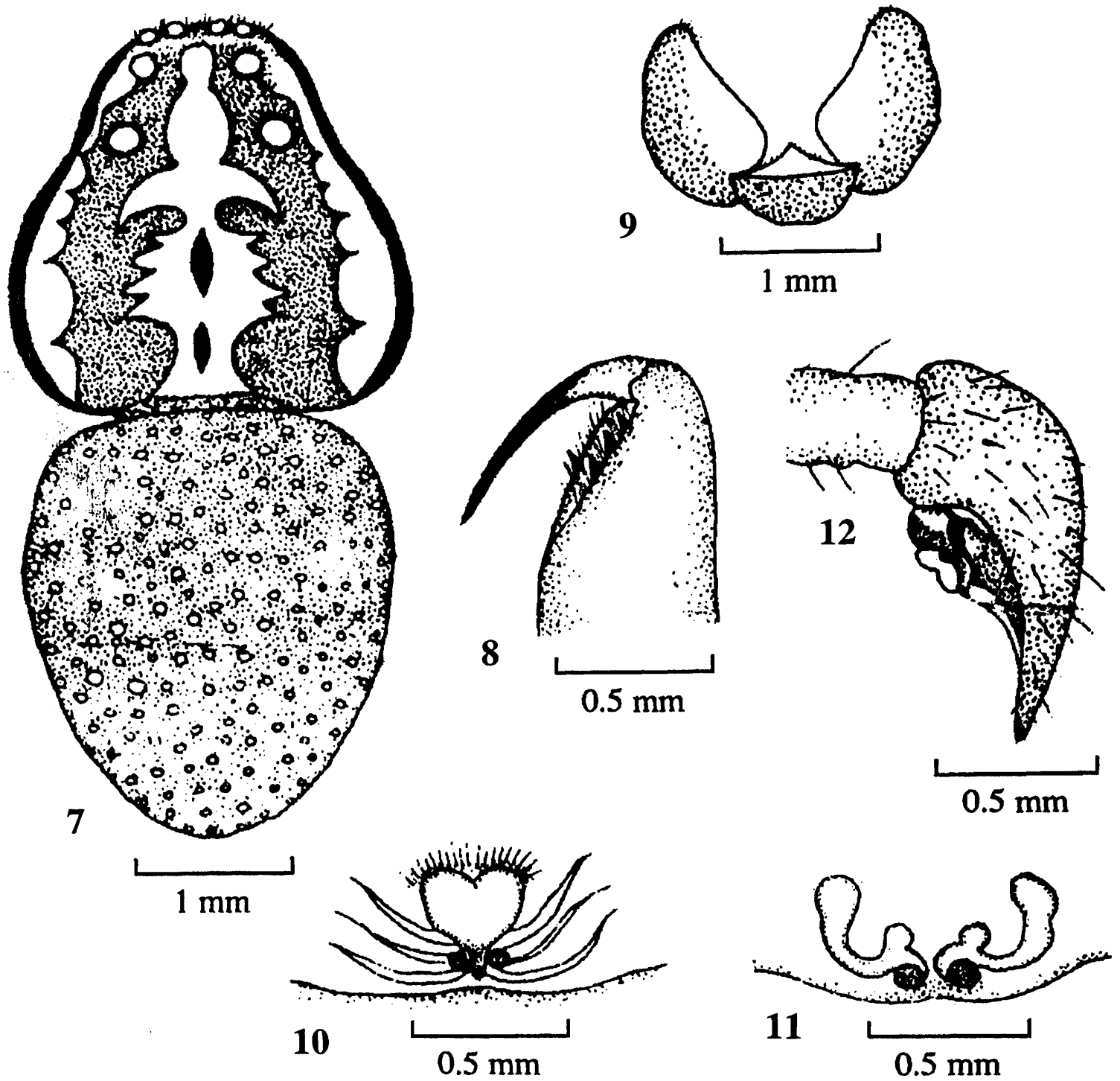
*Distribution* : India, North America.

**Key to the species of the genus*****Lyssomanes* Hentz**

1. Cephalothorax and abdomen without greenish patches. Femora of 1st legs without four pairs of ventral spines ..... *bengalensis*
- Cephalothorax and abdomen with greenish patches. Femora of first leg with four pairs of ventral spines ..... *santinagarensis*

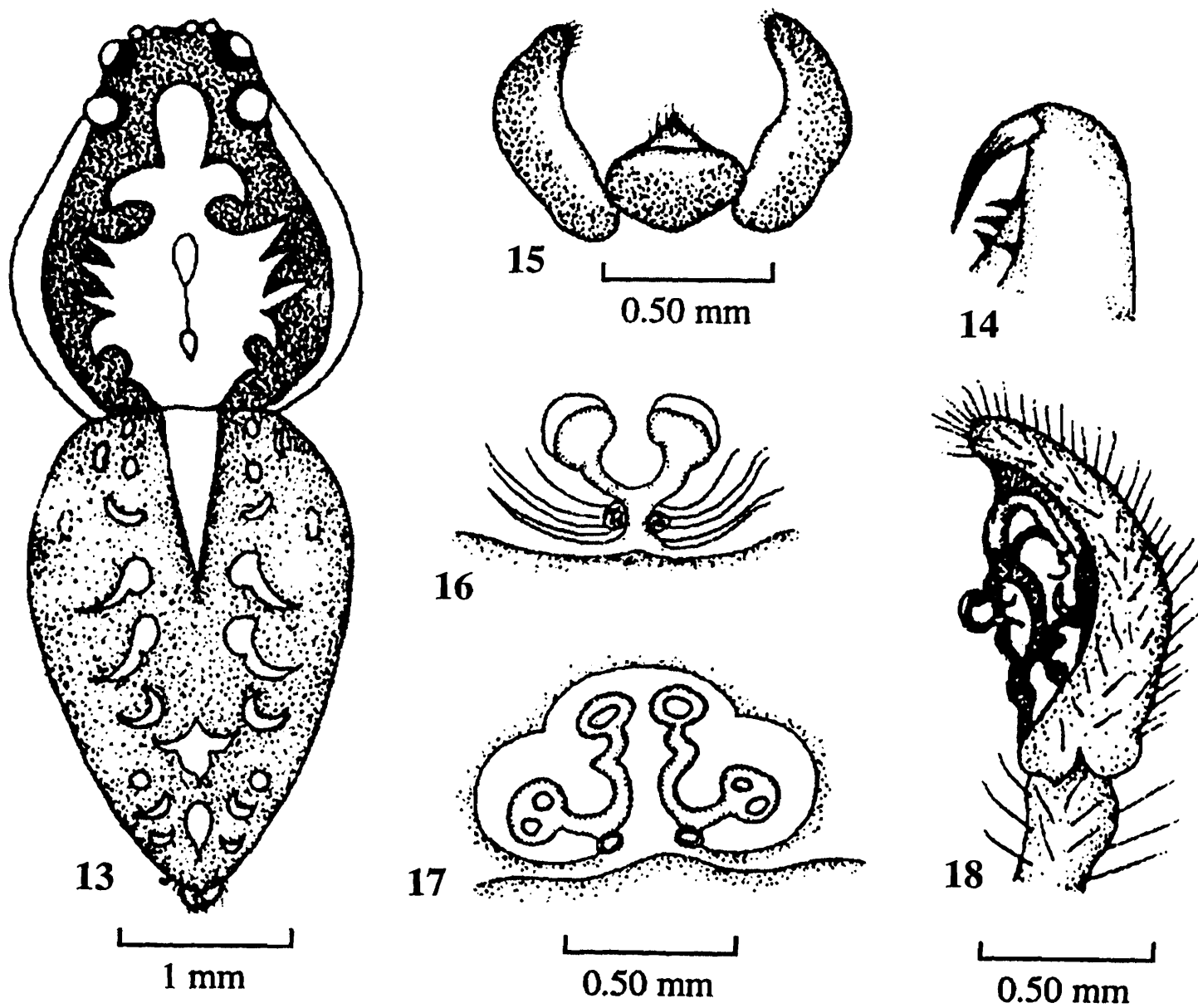
**123. *Lyssomanes bengalensis* Tikader & Biswas**

1978. *Lyssomanes bengalensis* Tikader & Biswas, *Proc. Indian Acad. Sci.*, **87**(9) : 259.
1981. *Lyssomanes bengalensis* Tikader & Biswas, *Rec. zool. Surv. India, Occ. Pap. No.* **30**(1) : 107.



Figs. 7-12. Illustration of *Pardosa suchismitae* sp. nov.,

- 7. Dorsal view of female, legs emitted.
- 8. Chelicera showing arrangement of teeth.
- 9. Maxillae and labium, (Ventral view).
- 10. Epigyne, (ventral view).
- 11. Internal genitalia (dorsal view).
- 12. Male palp (lateral view).



**Figs. 13-18.** Illustration of *Pardosa deboлинаe* sp. nov.

- 13. Dorsal view, legs emitted.
- 14. Chelicera showing arrangement of teeth.
- 15. Maxillae and labium (ventral view).
- 16. Epigyne (ventral view).
- 17. Internal genitalia (dorsal view).
- 18. Male palp (lateral view).

*Distribution* : India : Eastern coastal area (Dist. North & South 24 Parganas), West Bengal.

124. *Lyssomanes santinagarensis*

Biswas & Biswas

1992. *Lyssomanes santinagarensis* Biswas & Biswas, Araneae : Spiders, *Fauna of West Bengal, State Fauna Series*, 3 (Part 3) : 387.

*Distribution* : India : Eastern Coastal area (Dist. North 24 Parganas), West Bengal.

Family IX. OECOBIDAE

Genus 39. *Oecobius* Lucus

1845. *Oecobius* Lucus, *Expl. Aig. Ar.*, : 110.

1962. *Oecobius* : Tikader, *J. Bombay nat. Hist. Soc.*, 59(2) : 683.

*Diagnosis* : Cephalothorax is convex and moderately elevated. The legs are proportionately long. The metatarsus and tarsus together of each of the legs for exceeding the carapace in length. Median ocular quadrangle longer than broad.

*Type-Species* : *Oecobius domesticus* Lucus.

*Distribution* : India, Japan, Middle East, North America.

125. *Oecobius putus* Cambridge

1876. *Oecobius putus* Cambridge, *Proc. Zool. Soc.*, : 544.

1981. *Oecobius putus* : Tikader & Biswas, *Rec. zool. Surv. India, Occ. Pap. No.* 30(1) : 12.

*Diagnosis* : Cephalothorax wider than long, Eyes unequal in size and dissimilar in form, Both row of eyes procurved.

*Distribution* : India : Eastern coastal area (Dist. South 24 Parganas), Bardhaman, Darjeeling, West Bengal; Maharashtra; Tamil Nadu.

*Elsewhere* : Ethiopia; Egypt.

Family X. OXYOPIDAE

Key to the Genera of the family  
OXYPIDAE

1. Posterior row of eyes strongly procurved...  
..... *Oxyopes*  
— Posterior row of eyes not strongly procurved  
..... *Peucetia*

Genus 40. *Oxyopes* Latreille

1804. *Oxyopes* Latreille, *Hist. Nat. Arach. France*, 14 (7) : 144.

1995. *Oxyopes* : Biswas & Biswas, Araneae : Spiders, *Fauna of Meghalaya, State Fauna Series*, 4 (Part 2) : 121.

*Type-Species* : *Oxyopes heterophthalmus* Latreille.

*Distribution* : Cosmopolitan.

Key to the species of the genus

*Oxyopes* Latreille

1. Abdomen wider at the middle, narrowed both anterior and posterior end; dorsum without any patches at the middle ..... *sakuntalae*  
— Abdomen not wider at the middle and not narrowed on both the ends; dorsum provided with patches at the middle ..... (2)
2. Cephalothorax narrowed in front and provided with inconspicuous fovea at the middle ..... *shweta*  
— Cephalothorax wider in front and not provided with inconspicuous fovea at the middle ..... (3)
3. Lower side of the femora of all legs provided with two conspicuous black lines ..... *sitae*  
— Lower side of the femora of all legs not provided with two conspicuous black lines ..... (4)
4. Cephalothorax longer than wide and without any fovea at the middle; inner and outer margin of the chelicerae provided with two teeth ..... *reddyi*  
— Cephalothorax not longer than wide and provided with prominent fovea; inner and outer margin of the chelicerae not provided with two teeth ..... (5)
5. Upper side of the femora of all legs provided with longitudinal black lines ..... *ratnae*  
— Upper side of the femora of all legs not provided with longitudinal black lines ... (6)
6. Dorsum of the abdomen provided with white longitudinal band; sternum not longer than wide ..... *sunandae*

- Dorsum of the abdomen not provided with white longitudinal band; sternum longer than wide ..... (7)
7. Eyes enclosed in a black field, situated in an equal distance to each other ..... *sikkimensis*
- Eyes not enclosed in a black field, and not situated in an equal distance to each other ..... (8)
8. Cephalothorax not vaguely blotched with alternate lighten dark olive patches rayed out fovea ..... *pandae*
- Cephalothorax vaguely blotched with alternate lighten dark olive patches rayed out fovea ..... (9)
9. Cephalic region high with distinct fovea ....  
..... *javanus*
- Cephalic region slightly high with inconspicuous fovea ..... *birmanicus*

#### 126. *Oxyopes sakuntalae*. Tikader

1970. *Oxyopes sakuntalae* Tikader, *Rec. zool. Surv. India*, 64(1-4) : 73.
1992. *Oxyopes sakuntalae* : Biswas & Biswas, Araneae : Spiders, *Fauna of West Bengal, State Fauna Series*, 3 (Part 3) : 435. coastal area.
2004. *Oxyope sakuntalae* : Majumder, *Mem. zool. Surv. India*, 20(2) : 25.

*Distribution* : India : Eastern coastal area (Dist. North & South 24 Parganas), Darjeeling, West Bengal.

#### 127. *Oxyopes shweta* Tikader

1970. *Oxyopes shweta* Tikader, *Rec. zool. Surv. India*, 64(1-4) : 74.
1992. *Oxyopes shweta* : Biswas & Biswas, Araneae : Spiders, *Fauna of West Bengal, State Fauna Series*, 3 (Part 3) : 434.
2004. *Oxyopes shweta* : Majumder, *Mem. zool. Surv. India*, 20(2) : 25.

*Material examined* : 1 ♀, 1 ♂, Centapale beach, Dist. Vizianagram, Andhra Pradesh 2.ii.2001, coll. S.C. Majumder, Reg. No. 997; 1 ♂, Kalitola, (Dist. North 24 Parganas), West Bengal, 27.vi.2001. coll. S.C. Majumder, Reg. No. 962.

*Distribution* : India : Eastern coastal area (Dist. Vizianagram, Andhra Pradesh; Dist. North & South 24 Parganas), Jalpaiguri, Hugli, West Bengal; Sikkim; Meghalaya.

#### 128. *Oxyopes sitae* Tikader

1970. *Oxyopes sitae* Tikader, *Rec. zool. Surv. India*, 64(1-4) : 75.
1995. *Oxyopes sitae* : Biswas & Majumder, Araneae : Spiders, *Fauna of Meghalaya, State Fauna Series*, 4 (Part 2) : 123.
2004. *Oxyopes sitae* : Majumder, *Mem. zool. Surv. India*, 20(2) : 25.

*Distribution* : India : Eastern coastal area (Dist. South 24 Parganas), Jalpaiguri, West Bengal; Meghalaya; Sikkim.

#### 129. *Oxyopes raddyi* Majumder

2004. *Oxyopes raddyi* Majumder, *Mem. zool. Surv. India*, 20(2) : 26.

*Distribution* : India : Eastern coastal area (Dist. South 24 Parganas), West Bengal.

#### 130. *Oxyopes ratnae* Tikader

1970. *Oxyopes ratnae* Tikader, *Rec. zool. Surv. India*, 64(1-4) : 70.
1992. *Oxyopes ratnae* : Biswas & Biswas, Araneae : Spiders, *Fauna of West Bengal, State Fauna Series*, 3 (Part 3) : 433.
2004. *Oxyopes ratnae* : Majumder, *Mem. zool. Surv. India*, 20(2) : 26.

*Distribution* : India : Eastern coastal area (Dist. North & South 24 Parganas), Hugli, Maldah, Midnapur, West Bengal; Sikkim.

#### 131. *Oxyopes sunandae* Tikader

1970. *Oxyopes sunandae* Tikader, *Rec. zool. Surv. India*, 64(1-4) : 74.
1995. *Oxyopes sunandae* : Biswas & Majumder, Araneae : Spiders, *Fauna of Meghalaya, State Fauna Series*, 4 (Part 2) : 121.
2004. *Oxyopes sunandae* : Majumder, *Mem. zool. Surv. India*, 20(2) : 26.

*Distribution* : India : Eastern coastal area (Dist. South 24 Parganas), West Bengal; Sikkim, Meghalaya.

132. *Oxyopes sikkimensis* Tikader

1970. *Oxyopes sikkimensis* Tikader, *Rec. zool. Surv. India*, 64(1-4) : 76.
1995. *Oxyopes sikkimensis* : Biswas & Majumder, *Fauna of Meghalaya, State Fauna Series*, No. 4 : 21.
2004. *Oxyopes sikkimensis* : Majumder, *Mem. zool. Surv. India*, 20(2) : 28.

*Distribution* : India : Eastern coastal area (Dist. South Parganas), Jalpaiguri, West Bengal; Sikkim.

133. *Oxyopes pandae* Tikader

1969. *Oxyopes pandae* Tikader, *Oriental Insect*, 3(1) : 33.
2004. *Oxyopes pandae* : Majumder, *Mem. zool. Surv. India*, 20(2) : 28.

*Distribution* : India : Eastern coastal area (Dist. South Paragans), West Bengal.

134. *Oxyopes javanus* Thorell

1891. *Oxyopes javanus* Thorell, *Rag. Indo. Malesi.*, : 195.
1992. *Oxyopes javanus* : Biswas & Biswas, *Araneae : Spiders, Fauna of West Bengal, State Fauna Series*, 3 (Part 3) : 433.

*Distribution* : India : Eastern coastal area (Dist. North 24 Parganas), Jalpaiguri, West Bengal.

135. *Oxyopes birmanicus* Thorell

1887. *Oxyopes birmanicus* Thorell, *Premo Sang. Sui. Rag. Birl.*, : 35.
1981. *Oxyopes birmanicus* : Tikader & Biswas, *Rec. zool. Surv. India, Occ. Pap.* No. 30(1) : 61.

*Distribution* : India : Eastern coastal area (Dist. South 24 Parganas), West Bengal.

*Elsewhere* : Myanmar.

Genus 41. *Peucetia* Thorell

1869. *Peucetia* Thorell, *On European Spiders Uppsala*, 7 : 196.
1992. Series No *Peucetia* :

*Type-species* : *Peucetia viridis* Black-wall.

*Distribution* : Cosmopolitan except Australia.

## Key to the Species of the genus

*Peucetia* Thorell

1. Clypeus provided with four black lines extending from ocular area to near the base of fang of chelicerae ..... *latikae*

— Clypeus not provided with four black lines extending from ocular area to near the base of fang of chelicerae ..... (2)

2. Abdomen provided with a longitudinal deep brown lines on mid dorsally ..... *viridana*

136. *Peucetia lalikai* Tikader

1970. *Peucetia lalikai*, Tikader, *Rec. zool. Surv. India*, 64(1-4) : 80.
1992. *Peucetia lalikai*, Biswas & Biswas, *Araneae : Spiders, Fauna of West Bengal, State Fauna Series*, 3 (Part 3) : 435.

*Material examined* : 1 ♀, Kailashgiri Hill, Dist. Visakhapatnam, Andhra Pradesh, 24.i.2001, coll. S.C. Majumder Reg. No. 1002.

*Distribution* : India : Eastern coastal area (Dist. Visakhapatnam, Andhra Pradesh; Dist. South 24 Parganas), Nadia, Hugli, West Bengal.

137. *Peusetia viridana* Stoliczka

1869. *Peusetia viridana* Stoliczka, *J. Asia. Soc. Bengal*, 38 : 220.
1992. *Peusetia viridana* : Biswas & Biswas, *Araneae : Spiders, Fauna of West Bengal, State Fauna Series*, 3 (Part 3) : 435.

*Distribution* : India : Eastern coastal area (Dist. Midnapur), West Bengal; Orissa; Tamil Nadu.

*Elsewhere* : Sri Lanka.

## Family XI. PHOLCIDAE

Key to the genera of the family  
PHOLCIDAE

1. Chelicerae provided with an additional tooth; sternum broader than long ..... *Artema*
- Chelicerae not provided with an additional tooth; sternum not broader than long ..... (2)
2. Abdomen slightly ovate; abruptly declined posteriorly; raised much above the spinnerets ..... *Crossopriza*

Genus 42. *Artema* Walckenaer

1837. *Artema walckenaer* *Ins, Apter.*, 1 : 656.
1935. *Artema* : Dyal, *Bull. zool. Punjab. Univ.*, 1 : 170.

*Type species* : *Artema mauricia* Walckenaer.

*Distribution* : India, Africa, Middle East, North America.

### 138. *Artema atlenta* Walckenaer

1837. *Artema atlenta* Walckenaer, *Ins. Apteres.*, 1 : 656.

1992. *Artema atlenta* : Biswas & Biswas, *Araneae : Spiders, Fauna of West Bengal, State Fauna Series*, 3 (Part 3) : 383.

*Diagnosis* : Chelicerae provided with an additional tooth; sternum broader than long. Abdomen longer than wide.

*Distribution* : India : Eastern coastal area (Dist. South 24 Parganas, Midnapur), Maldah, Murshidabad, Nadia, West Bengal; Maharashtra; Tamil Nadu; Punjab.

*Elsewhere* : Burma.

### Genus 43. *Crossopriza* Simon

1893. *Crossopriza* Simon, *Hist. Nat. Arign.*, 1 : 476.

1935. *Crossopriza* : Dyal, *Bull. zool. Punjab Univ.*, 1 : 168.

*Type-Species* : *Crossopriza pristina* Simon.

*Distribution* : India, Arabia, Egypt.

### 139. *Crossopriza lyoni* (Blackwall)

1867. *Pholcus lyoni* Blackwall, *Ann. Mag. Nat. Hist.*, 19(3) : 302.

1992. *Crossopriza lyoni* : Biswas & Biswas, *Araneae : Spiders, Fauna of West Bengal, State Fauna Series*, 3 (Part 3) : 383.

*Material examined* : 1 ♀, Taptapani, Dist. Ganjam, Orissa, 5.ii.2001, coll. S.C. Majumder, Reg. No. 959. 1 ♀, Kotavalsaram beach, Dist. Vizianagram, Andhra Pradesh, 2.ii.2001, coll. S.C. Majumder Reg. No. 970.

*Diagnosis* : Cephalothorax longer than wide. Chelicerae not provided with additional teeth. Sternum longer than wide. Abdomen slightly ovate bag like raised much above the spinnerets.

*Distribution* : India : Eastern coastal area (Dist. Ganjam, Orissa; Dist. Vizianagram, Andhra Pradesh; Dist. North & South 24 Parganas), West Bengal; Punjab; Rajasthan; Tamil Nadu; Uttar Pradesh.

*Elsewhere* : Burma.

## Family XII. SCYTODIIDAE

### Genus 44. *Scytodes* Latreille

1804. *Scytodes* Latreille, *Nouv. Dict. Etc.*, 24 : 134.

1995. *Scytodes* : Dyal, *Bull. zool. Punjab Univ.*, 1 : 153.

*Diagnosis* : Cephalothorax high and subglobose behind and slopes forward. Eyes six nocturnal arranged in three groups of two each. Anterior row of eyes strongly recurved.

*Type-Species* : *Scytodes thoracica* Latreille.

*Distribution* : India, Africa, America, Europe.

### Key to the species of the genus

#### *Scytodes* Latreille

1. Abdomen yellowish white; four narrow transverse black bands on the dorsum .....  
..... *propinqua*
- Abdomen not yellowish white; no transverse black bands on the dorsum ..... (2)
2. Cephalothorax provided with a few black longitudinal streaks ..... *thoracica*

### 140. *Scytodes propinqua* Stoliczka

1869. *Scytodes propinqua* Stoliczka, *J. Asiat. Soc. Bengal*, 38 : 232.

1981. *Scytodes propinqua* : Tikader & Biswas, *Rec. zool. Surv. India, Occ. Pap.* No. 30(1) : 16.

*Distribution* : India : Eastern coastal area (Dist. North & South 24 Parganas), West Bengal; Punjab, America.

### 141. *Scytodes thoracica* (Latreille)

1804. *Araneae thoracica* Latreille, *Hist. Nat. Insecte, Paris*, 7 : 249.

1992. *Scytodes thoracica* : Biswas & Biswas, *Araneae : Spiders, Fauna of West Bengal, State Fauna Series*, 3 (Part 3) : 384.

*Distribution* : India : Eastern coastal area (Dist. North 24 Parganas), West Bengal.

*Elsewhere* : Africa, America, Australia and Europe.

## Family XIII. SALTICIDAE

Key to the genera of the family  
SALTICIDAE

1. Labium semicircular in shape .... *Euophrys*.  
— Labium not semicircular in shape ..... (2)
2. The ocular trapezium is about one third broader than long ..... *Salticus*  
— The ocular trapezium is not about one third broader than long ..... (3)
3. Cephalothorax rectangular in shape not pointed behind ..... *Marpissa*  
— Cephalothorax not rectangular in shape pointed behind ..... (4)
4. Eyes are small in proportion to the size of spider ..... *Phidippus*  
— Eyes are not small in proportion to the size of spider ..... (5)
5. Labium little longer than wide; coxa of the 1st leg separated by less than the wide of labium ..... *Plexippus*  
— Labium not longer than wide; coxa of the 1st leg not separated by legs than the width of the labium ..... (6)
6. Chelicerae robust and prominent, nearly as long as Cephalothorax ..... *Myrmarachne*  
— Chelicerae not robust and prominent; not longer as cephalothorax ..... (7)
7. Small beetle like spider; sternum nearly oval ..... *Rhene*  
— Not small beetle like spider; sternum not nearly oval ..... (8)
8. The first legs are heaviest than the rest .....  
..... *Zygoballus*

Genus 45. *Euophrys* Koch

1977. *Euophrys* Koch, *Schae, fler.*, 8 : 123.  
1992. *Euophrys* : Biswas & Biswas, *Araneae : Spiders, Fauna of West Bengal, State Fauna Series*, 3 (Part 3) : 388.

Type-Species : *Euophrys frontalis* Walckenaer.

Distribution : Cosmopolitan.

142. *Euophrys chiriatapuensis* Tikader

1977. *Euophrys chiriatapuensis* Tikader, *Rec. zool. Surv. India.*, 72 : 206.  
1992. *Euophrys chiriatapuensis* : Biswas & Biswas, *Araneae : Spiders, Fauna of West Bengal, State Fauna Series*, 3 (Part 3) : 388.

*Diagnosis* : Cephalothorax longer than wide. Labium semicircular in shape, Abdomen oval shaped.

*Distribution* : India : Eastern coastal area (Dist. North 24 Parganas), Koch Bihar, Jalpaiguri, Maldah, Nadia, West Bengal; Andaman & Nicobar Island.

Genus 46. *Salticus* Latreille

1804. *Salticus* Latreille, *Nouv. Dict. H. N.*, 24 : 135.

Type-species : *Salticus scenicus* Clerck.

*Distribution* : Cosmopolitan except Australia.

143. *Salticus ranjitus* Tikader

1967. *Salticus ranjitus* Tikader, *Proc. Indian Acad. Sci.*, 66(4) : 117.  
1992. *Salticus ranjitus* : Biswas & Biswas, *Araneae : Spiders, Fauna of West Bengal, State Fauna Series*, 3 (Part 3) : 400.

*Diagnosis* : Cephalothorax longer than wide, thoracic region flat and high, Eyes pearly white; anterior row slightly recurved, anterior medians four time larger than anterior laterals. Middle row of eyes very small and situated nearly equidistant from anterior and posterior rows. Inner and outer margin of chelicerae provided with one large tooth and two small teeth. Sternum oval. Abdomen nearly egg shaped.

*Distribution* : India : Eastern coastal area (Dist. South 24 Parganas) Koch Bihar, Bardhaman, Jalpaiguri, Maldah, Mursidabad, West Bengal; Maharashtra; Punjab; West Sikkim.

Genus 47. *Marpissa* Koch

1845. *Marpissa* Koch, *Die Arachn.*, 8 : 123.  
1981. *Marpissa* : Tikader & Biswas, *Rec. zool Surv. India, Occ. Pap.* No. 30(1) : 93.

Type-species : *Marpissa muscosa* Clerck.

*Distribution* : Cosmopolitan.

**Key to the species of the genus*****Marpissa* Koch**

1. Cephalothorax provided with squire-shaped patches; vulva with conspicuous plate-like structure ..... *anusuae*  
— Cephalothorax not provided with squire-shaped patches; vulva without plate-like structure ..... (2)
2. Dorsum of the abdomen provided with a longitudinal whitish band ..... *bengalensis*  
— Dorsum of the abdomen not provided with a longitudinal whitish band ..... (3)
3. Cephalothorax light brown in colour, and rectangular in shape ..... *calcuttaensis*  
— Cephalothorax not light in colour, and rectangular in shape ..... (4)
4. Tibia and metatarsi of I and II legs provided with three and two pairs of ventral spines ..  
..... *decorata*  
— Tibia and metatarsi of I and II legs not provided with such type of spines ..... (5)
5. Ocular region more dark than the rest portion of the cephalothorax ..... *dhakuriensis*  
— Ocular region not so dark than the rest portion of the cephalothorax ..... (6)
6. Ventral side of the abdomen provided with chalk-white spots ..... *edenae*  
— Ventral side of the abdomen not provided with chalk-white spots ..... (7)
7. Abdomen provided with two pairs of sigilla ..... *kalighatensis*  
— Abdomen not provided with two pairs of sigilla ..... (8)
8. Posterior part of the dorsum provided with four transverse white patches ..... *nutanae*  
— Posterior part of the abdomen not provided with four transverse white patches ..... (9)
9. Labium longer than wide, maxillae broad in front provided with scopulae ..... *prathamae*  
— Labium not longer than wide, maxillae not broad and without scopulae ..... (10)
10. Ocular area encircled by 'U' shaped red brown broad marking which extend up to the base of thorax ..... *tigrina*  
— Ocular area not encircled by 'U' shaped red brown broad marking ..... (11)
11. Sternum elliptical in shape and clothed with fine hair and spines ..... *tikaderi*  
— Sternum not elliptical in shape and not clothed with fine hair and spine ..... (12)
12. Maxillae and Labium longer than wide, narrowed anteriorly ..... *dyapurensis*  
— Maxillae and Labium not longer than wide, wider anteriorly ..... (13)
13. Cephalothorax rectangular in shape weakly narrowed posteriorly and wider anteriorly ..  
..... *mondali*  
— Cephalothorax rectangular in shape not weakly narrowed posteriorly and not wider anteriorly ..... (14)
14. Chelicerae long and narrow, inner and outer margin provided with three dissimilar teeth  
..... *lakshmikantapurensis*  
— Chelicerae robust, inner and outer margin not provided with three dissimilar teeth ..... (15)
15. Sternum yellowish in colour, narrowed anteriorly, ..... *andamanensis*  
— Sternum not yellowish in colour wider anteriorly ..... *gangasagarensis*

**144. *Marpissa anusuae* Tikader & Biswas**

1981. *Marpissa anusuae* Tikader & Biswas, *Rec. zool. Surv. India*, Occ. pap. No. 30(1) : 97.

1992. *Marpissa anusuae* : Biswas & Biswas, *Araneae : Spiders, Fauna of West Bengal, State Fauna Series*, 3 (Part 3) : 390.

*Distribution* : India : Eastern coastal area (Dist. South 24 Parganas), West Bengal.

**145. *Marpissa bengalensis* Tikader**

1974. *Marpissa bengalensis* Tikader, *Proc. Indian Acad Science*, 79(5) : 212.

1992. *Marpissa bengalensis* : Biswas & Biswas, *Araneae : Spiders, Fauna of West Bengal, State Fauna Series*, 3 (Part 3) : 391.

2004. *Marpissa bengalensis* Majumder, *Mem. zool. Surv. India*, 20(2) : 31.

*Material Examined* : 1 ♀, Chatrapur, Dist. Ganjam, Orissa, 6.ii.2001, coll. S.C. Majumder, Reg. No. 967.

*Distribution* : India : Eastern coastal area. (Dist. Ganjam, Orissa; Dist. North & South 24 Parganas), West Bengal.

#### 146. *Marpissa calcuttaensis* Tikader

1974. *Marpissa calcuttaensis* Tikader, *Proc. Indian Acad. Sci.*, 79(5) : 210.

1992. *Marpissa calcuttaensis* : Biswas & Biswas, Araneae : Spiders, *Fauna of West Bengal, State Fauna Series*, 3 (Part 3) : 391.

2004. *Marpissa calcuttaensis* : Majumder, *Mem. zool. Surv. India*, 20(2) : 29.

*Distribution* : India : Eastern coastal area (Dist. North & South 24 Parganas), West Bengal.

#### 147. *Marpissa decorata* Tikader

1974. *Marpissa decorata* Tikader, *Proc. Indian Acad. Sci.*, 79(5) : 207.

1992. *Marpissa decorata* : Biswas & Biswas, Araneae : Spiders, *Fauna of West Bengal, State Fauna Series*, 3 (Part 3) : 391.

2004. *Marpissa decorata* : Majumder, *Mem. zool. Surv. India*, 20(2) : 31.

*Distribution* : India, Eastern coastal area (Dist. North & South 24 Parganas), West Bengal.

#### 148. *Marpissa dhakuriensis* Tikader

1974. *Marpissa dhakuriensis* Tikader, *Proc. Indian Acad. Sci.*, 79(5) : 207.

2004. *Marpissa dhakuriensis* Majumder, *Mem. zool. Surv. India*, 20(2) : 32.

*Distribution* : India : Eastern coastal area (Dist. South 24 Parganas), West Bengal.

#### 149. *Marpissa edenae* Biswas & Biswas

1992. *Marpissa edenae* Biswas & Biswas, Araneae : Spiders, *Fauna of West Bengal, State Fauna Series*, 3 (Part 3) : 391.

*Distribution* : India : Eastern coastal area (Dist. South 24 Parganas), West Bengal.

#### 150. *Marpissa kalighatensis* Biswas & Biswas

1992. *Marpissa kalighatensis* Biswas & Biswas, Araneae : Spiders, *Fauna of West Bengal, State Fauna Series*, 3 (Part 3) : 391.

*Distribution* : India : Eastern coastal area (Dist. South 24 Parganas), West Bengal.

#### 151. *Marpissa nutanae* Biswas & Biswas

1984. *Marpissa nutanae* Biswas & Biswas, *Bull. zool. Surv. India*, 6(1-3) : 131.

1992. *Marpissa nutanae* : Biswas & Biswas, Araneae : Spiders, *Fauna of West Bengal, State Fauna Series*, 3 (Part 3) : 393.

*Distribution* : India : Eastern coastal area (Dist. South 24 Parganas), West Bengal.

#### 152. *Marpissa prathamae* Biswas & Biswas

1984. *Marpissa prathamae* Biswas & Biswas, *Bull. zool. Surv. India*, 6(1-3) : 129.

1992. *Marpissa prathamae* : Biswas & Biswas, Araneae : Spiders, *Fauna of West Bengal, State Fauna Series*, 3 (Part 3) : 393.

*Distribution* : India : Eastern coastal area (Dist. South 24 Parganas), West Bengal.

#### 153. *Marpissa tigrina* Tikader

1965. *Marpissa tigrina* Tikader, *Science & Culture*, 31(5) : 262.

1992. *Marpissa tigrina* : Biswas & Biswas, Araneae : Spiders, *Fauna of West Bengal, State Fauna Series*, 3 (Part 3) : 393.

*Distribution* : India : Eastern coastal area (Dist. South 24 Parganas), West Bengal; Maharashtra; Punjab.

#### 154. *Marpissa tikaderi* Biswas

1984. *Marpissa tikaderi* Biswas, *Bull. zool. Surv. India*, 6(1-3) : 125.

1992. *Marpissa tikaderi* : Biswas & Biswas, Araneae : Spiders, *Fauna of West Bengal, State Fauna Series*, 3 (Part 3) : 393.

*Distribution* : India : Eastern coastal area (Dist. South 24 Parganas), West Bengal.

**155. *Marpissa dyapurensis* Majumder**

2004. *Marpissa dyapurensis* Majumder : *Mem. zool. Surv. India*, 20(2) : 29.

*Distribution* : India : Eastern coastal area (Dist. South 24 Parganas), West Bengal.

**156. *Marpissa mondali* Tikader**

1974. *Marpissa mondali* : Tikader, *Proc. Indian Acad. Sci.*, 79(5) : 213.

2004. *Marpissa mondali* : Majumder, *Mem. zool. Surv. India*, 20(2) : 31.

*Distribution* : India : Eastern coastal area (Dist. North & South 24 Parganas), West Bengal.

**157. *Marpissa lakshmikantapurensis* Majumder**

2004. *Marpissa lakshmikantapurensis* Majumder, *Mem. zool. Surv. India*, 20(2) : 32.

*Distribution* : India : Eastern coastal area (Dist. South 24 Parganas), West Bengal.

**158. *Marpissa andamanensis* Tikader**

1977. *Marpissa andamanensis* : Tikader, *Rec. zool. Surv. India*, 72 : 199.

2004. *Marpissa andamanensis* : Majumder, *Mem. zool. Surv. India*, 20(2) : 32.

*Distribution* : India : Eastern coastal area (Dist. South 24 Parganas), West Bengal; Andaman & Niobar Island.

**159. *Marpissa gangasagarensis* sp. nov.  
(Figs. 19-23)**

*General* : Cephalothorax brown, legs yellow-brown; abdomen pale-brown with white-drak brown bands. The body length 6.00 mm. Carapace 2.80 mm long, 1.90 mm wide; abdomen 3.20 mm long, 1.70 mm wide.

*Cephalithorax* : Longer than wide, anteriorly narrowing, posteriorly broad, clothed with pubescence. Eyes pearly white, similar, anterior row of eyes recurved. Second and third row more or less pararell. Ocular trapezium longer than wide (Fig. 1). Chelicerae brown, not so strong, inner margin provided with one tooth, outer margin with two teeth (Fig. 2). Maxillae and labium longer than wide, labium wider proximally (Fig. 4). Sternum pale brown, longer than wide. Legs pale brown, slender, clothed with hairs; tibia and metatarsi provided with spines. Leg formula 4 3 2 1 and the measurement as in Table 1.

*Abdomen* : Longer than wide, narrowed both ends, dorsum provided with two large black white spots (Fig. 1). Ventrally pale with irregular brown spots. Epigyne as tetrangular plate with two prominent copulatory openings (Fig. 4). Epigyne provided with rounded and coiled spermatheca divisible into two parts (Fig. 5).

Holotype in spirit deposited at National Collection of Zoological Survey of India, Kolkata Reg. No. 5569/18.

*Type-locality* : Holotype : Collected from Gangasagar Island, near Kapilmuni Ashram, Dist. South 24 Parganas, West Bengal, India, 1.i.1996, Coll : S.C. Majumder, Reg. No.

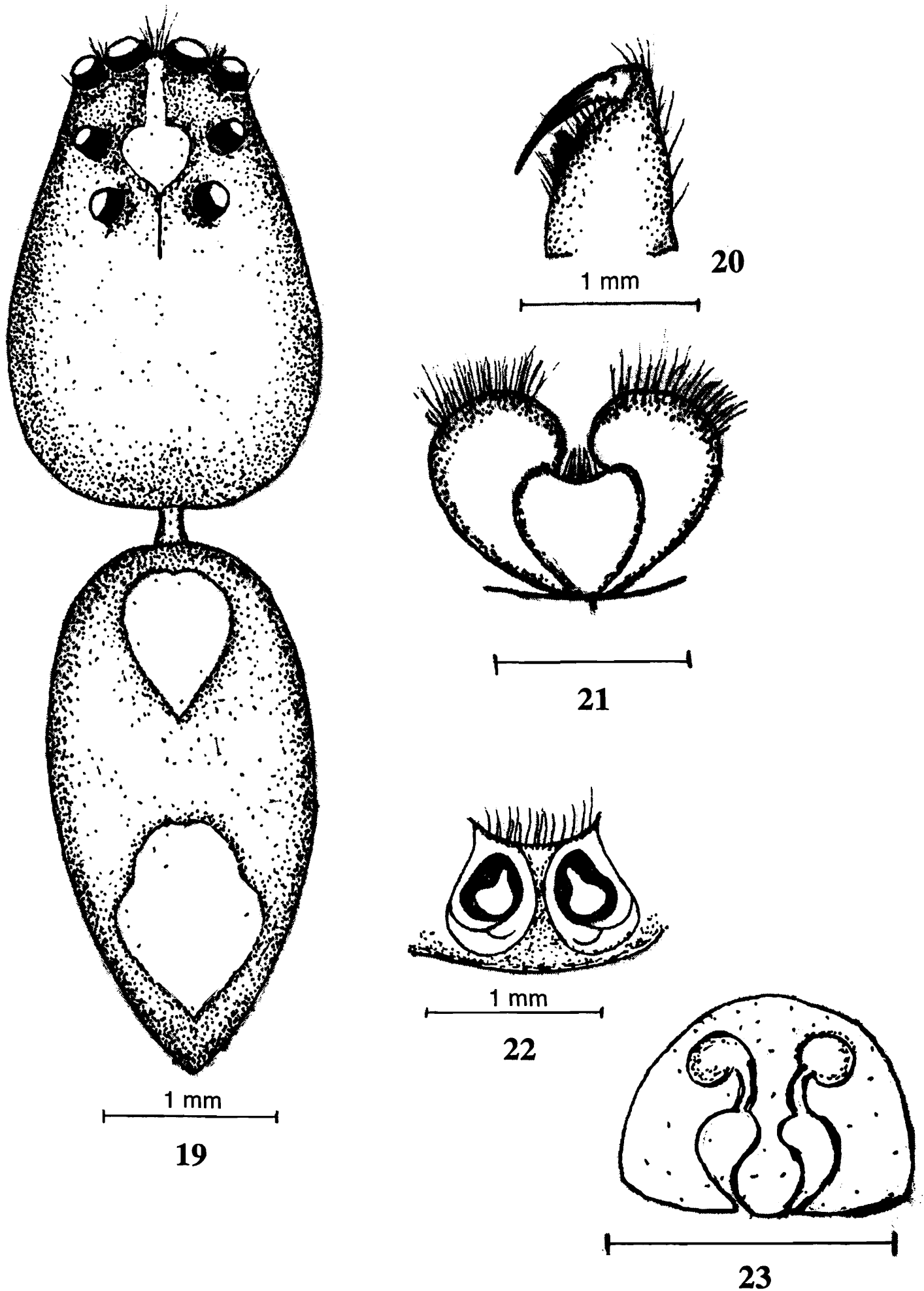
*Etymology* : The species is named after the name of type-locality.

*Remarks* : This species resembles *M. kalighatensis* Biswas & Biswas but differs from that on the following particulars :

- 1) Cephalothorax narrower anteriorly and without any fovea whereas in *M. kalighatensis* cephalothorax wider anteriorly and provided with small fovea.

**Table 1.** : Measurements (in mm.) of different parts of legs of *Marpissa gangasagarensis* sp. nov.

Leg.	Femur	Patella	Tibia	Metatarsus	Tarsus	Total
IV	1.3/1.3	0.9/0.9	1.0/1.0	1.7/1.7	1.5/1.5	4.4/4.4
III	1.3/1.3	0.8/0.8	1.0/1.0	0.7/0.7	0.5/0.5	4.3/4.3
II	1.3/1.3	0.9/0.9	1.0/1.0	0.8/0.8	0.5/0.5	4.5/4.5
I	1.5/1.5	0.9/0.9	1.0/1.0	0.9/0.9	0.6/0.6	4.9/4.9



Figs. 19-23. Illustration of *Marpissa gangasagarensis* sp. nov.; 19. Dorsal view of female, legs omitted. 20. Chelicerae showing arrangement of teeth. 21. Maxillae and labium, ventral aspect. 22. Epigyne, ventral aspect. 23. Internal genitalia, dorsal aspect.

- 2) Dorsum provided without sigilla, whereas in *M. kalighatensis* dorsum provided with two pairs of sigilla.
- 3) Epigyne and internal genitalia are also structurally different.

Therefore the species described as new to science.

#### Genus 48. *Phidippus* Koch

1846. *Phidippus* Koch, *Die Arachn.*, 73 : 125.
1981. *Phidippus* : Tikader & Biswas, *Rec, zool, surv. India. Occ. Pap.* No. 30(1) : 90.

*Type species* : *Phidippus variegatus* (Lucas).

*Distribution* : All tropical and sub-tropical countries of the world.

#### Key to the species of the genus Koch

1. Cephalothorax slightly longer than wide, globose in shape, with no fovea .....  
..... *bengalensis*
- Cephalothorax longer than wide, oval in shape, with distinct bifurcated fovea ..... (2)
2. Chelicerae strong and broad, with curved fang, the outer margin provided with 2 small teeth and the inner margin with one large tooth ..... *pateli*
- Chelicerae not strong and broad, with slightly curved fang, the outer margin provided with two large teeth and the inner margin with two small teeth ..... *indicus*

#### 160. *Phidippus bengalensis* Tikader

1976. *Phidippus bengalensis* Tikader, *Entomon*, (1) : 97.
1992. *Phidippus bengalensis* : Biswas & Biswas, *Araneae : Spiders, Fauna of West Bengal, State Fauna Series*, 3 (Part 3) : 395.
2004. *Phidippus bengalensis* : Majumder, *Mem. zool. Surv. India*, 20(2) : 34.

*Distribution* : India : Eastern coastal area (Dist. South 24 Parganas), Midnapur, Nadia, West Bengal; Maharashtra; Karnataka; Punjab.

#### 161. *Phidippus Pateli* Tikader

1974. *Phidippus pateli* Tikader, *Proc. Indian Acad. Sci.*, 79(3) : 124.

1992. *Phidippus pateli* : Biswas & Biswas, *Araneae : Spiders, Fauna of West Bengal, State Fauna Series*, 3 (Part 3) : 396.

2004. *Phidippus pateli* : Majumder, *Mem. zool. Surv. India*, 20(2) : 34.

*Material Examined* : 1 ♀, Simachalam, Dist. Vizianagram, Andhra Pradesh, 26.i.2001, coll. S.C. Majumder, Reg. No. 984.

*Distribution* : India : Eastern coastal area (Dist. Vizianagram Andhra Pradesh; Dist. South 24 Parganas), Koch Bihar, Maldah, Jalpaiguri, Midnapur, Murshidabad, Nadia, West Bengal; Gujarat; Maharashtra.

#### 162. *Phidippus indicus* Tikader

1974. *Phidippus indicus* : Tikader, *Poc. Indian Acad. Sci.*, 79(3) : 122.
1992. *Phidippus indicus* : Biswas & Biswas, *Araneae : Spiders, Fauna of West Bengal, State Fauna Series*, 3 (Part 3) : 396.
2004. *Phidippus indicus* : Majumder, *Mem. zool. Surv. India*, 20(2) : 34.

*Distribution* : India : Eastern coastal area (Dist. South 24 Parganas), Hugli, Howrah, Jalpaiguri, Maldah, Murshidabad, Nadia, West Dinajpur, West Bengal; Gujarat.

#### Genus 49. *Plexippus* Koch

1846. *Plexippus* Koch, *Die Arachn.*, 13 : 07.
1967. *Plexippus* : Tikader, *Proc. Indian Acad. Sci.*, 66(4) : 118.

*Type species* : *Plexippus Paykullii* (Aud.).

*Distribution* : Cosmopolitan.

#### 163. *Plexippus paykullii* (Audouin)

1825. *Plexippus paykullii* Audouin, *Descr. Egypte 2<sup>nd</sup> Ed.*, 22 : 172.
1992. *Plexippus paykullii* : Biswas & Biswas, *Araneae : Spiders, Fauna of West Bengal, State Fauna Series*, 3 (Part 3) : 397.
2004. *Phidippus paykullii* : Majumder, *Mem. zool. Surv. India*, 20(2) : 35.

*Material examined* : 2 ♀, Hemnagar, Dist. North 24 Parganas, West Bengal, 4.vii.2001, coll. S.C. Majumder, Reg. No. 965; 3 ♀, 1 ♂, Gopalpur, Dist. Ganjam, Orissa, 7.ii.2001, coll.

S.C. Majumder, Reg. No. 964; 1♂, Vimlipatnam, Dist. Visakhapatnam, Andhra Pradesh, 23.i.2001, coll. S.C. Majumder, Reg. No. 990; 2♀, Vimlipatnam, Dist. Visakhapatnam, Andhra Pradesh, 23.i.2001, coll. S.C. Majumder, Reg. No. 973.

**Diagnosis** : Cephalothorax longer than wide, Cephalic region flat, covered with fine pubescence. Eyes pearly white, anterior row of eyes recurved, median very large, middle row of eyes very rudimentary, posterior row of eyes median size. Chelicerae longer than wide, Maxillae & labium longer than wide. Abdomen longer than wide narrowing posteriorly. Dorsum provided with a longitudinal light patch extending from base to the end of the abdomen.

**Distribution** : India : Eastern coastal area (Dist. Ganjam, Orissa; Dist. Visakhapatnam, Andhra Pradesh; Dist. South 24 Parganas, Midnapur), Bardhaman, Jalpaiguri, Maldah, West Bengal.

**Elsewhere** : Africa, Europe, Sri Lanka, Myanmar and in all of the warmer region of the world.

#### Genus 50. *Myrmarachne* Mac Leay

1839. *Myrmarachne* Mac Leay, *Ann. Mag. Nat. Hist.*, 2 : 10.

1992. *Myrmarachne* : Biswas & Biswas, *Araneae : Spiders, Fauna of West Bengal, State Fauna Series*, 3 (Part 3) : 393.

**Type Species** : *Myrmarachne melanocephalus* Mac Leay.

**Distribution** : Oriental and sub-tropical regions of the world.

#### Key to the species of the genus *Myrmarachne* Mac Leay

1. Small constriction present between cephalic and thoracic junction and the anterior part of the cephalic region convex ..... *bengalensis*
- Deep constriction present between cephalic and thoracic junction and the anterior part of the cephalic region is blunted ..... (2)

2. Ocular trapezium wider than long and wider in front than behind ..... *calcuttaensis*
- Ocular trapezium longer than wide and not wider in front than behind ..... (3)
3. Abdomen without constriction at the middle and provided with transverse dark and pale patches ..... *maratha*
- Abdomen with constriction at the middle and provided with transverse pale patches ... (4)
4. Small and ant like spider ..... *orientalis*

#### 164. *Myrmarachne bengalensis* Tikader

1973. *Myrmarachne bengalensis* Tikader, *Proc. Indian Acad. Sci.*, 78(2) : 65.

1981. *Myrmarachne bengalensis* : Tikader & Biswas, *Rec. zool. Surv. India, Occ. Pap.* No. 30(1) : 106.

**Distribution** : India : Eastern coastal area (Dist. South 24 Parganas), West Bengal.

#### 165. *Myrmarachne calcuttaensis* Biswas

1984. *Myrmarachne calcuttaensis* : Biswas, *Bull. Zool. Surv. India*, 6(1-3) : 126-127.

1992. *Myrmarachne calcuttaensis* : Biswas & Biswas, *Araneae : Spiders, Fauna of West Bengal, State Fauna Series*, 3 (Part 3) : 394.

**Distribution** : India : Eastern coastal area (Dist. South 24 Parganas), West Bengal.

#### 166. *Myrmarachne maratha* Tikader

1973. *Myrmarachne maratha* : Tikader, *Proc. Indian Acad. Sci.*, 78(2) : 59.

1981. *Myrmarachne maratha* : Tikader & Biswas, *Rec. zool. Surv. India, Occ. Pap.* No. 30(1) : 105.

**Distribution** : India : West Bengal (Dist. South 24 Parganas); Maharashtra.

#### 167. *Myrmarachne orientalis* Tikader

1973. *Myrmarachne orientalis* Tikader, *Proc. Indian Acad. Sci.*, 78(2) : 60.

1981. *Myrmarachne orientalis* Tikader & Biswas, *Rec. zool. Surv. India, Occ. Pap.* No. 30(1) : 105.

2004. *Myrmarachne orientalis* Majumder, *Mem. zool. Surv. India*, 20(2) : 34.

**Distribution** : India : (Dist. North & South 24 Parganas), Darjeeling, Haora, Maldah, Midnapur, West Dinajpur, West Bengal.

Genus 51. *Rhene* Thorell 18691869. *Rhene* Thorell, *Nat. Act. reg. Soc. Sci.*, 7(3) : 37.1973. *Rhene* : Tikader, *Proc. Indian Acad. Sci.*, 78(2) : 68.*Type-species* : *Rhene flavigera* Koch.*Distribution* : Cosmopolitan.**Key to the species of the genus  
*Rhene* Koch**

1. Middle of the abdomen provided with two pairs of sigilla and the posterior half provided with some deep brown dots and transverse bars ..... *decoratus*  
— Middle of the abdomen not provided with two pairs of sigilla and the posterior half not provided with some deep brown dots and transverse bars ..... (2)
2. Cephalothorax provided with a broad longitudinal deep brown patch extending from anterior eyes to base of the cephalothorax ..... *danieli*  
— Cephalothorax not provided with a broad longitudinal deep brown patch ..... (3)
3. Male palp elongated in shape and the chelicerae not so strong in comparison to the cephalothoracic region ..... *indicus*

168. *Rhene decoratus* Tikader1977. *Rhene decoratus* Tikader, *Proc. Indian Acad. Sci.*, 85(5) : 276.1981. *Rhene decoratus* : Tikader & Biswas, *Rec. zool. Surv. India, Occ. Pap. No. 30(1)* : 104.*Distribution* : India : Eastern coastal area (Dist. South 24 Parganas), Bardhaman, West Bengal; Maharashtra.169. *Rhene danieli* Tikader1973. *Rhene danieli* Tikader, *Proc. Indian Acad. Sci.*, 78(2) : 68.1992. *Rhene danieli* : Biswas & Biswas, *Araneae : Spiders, Fauna of West Bengal, State Fauna Series*, 3 (Part 3) : 399.*Distribution* : India : Eastern coastal area (Dist. South 24 Parganas), West Bengal; Maharashtra.170. *Rhene indicus* Tikader1973. *Rhene indicus* Tikader, *Proc. Indian Acad. Sci.*, 78(2) : 68.1992. *Rhene indicus* : Biswas & Biswas, *Araneae : Spiders, Fauna of West Bengal, State Fauna Series*, 3 (Part 3) : 399.*Distribution* : India : Eastern coastal area (Dist. South 24 Parganas), West Bengal; Maharashtra.Genus 52. *Zygoballus* Peckham1885. *Zygoballus* Peckham, *Proc. Nat. Hist. Soc. Wis.*, 1 : 82.*Type-species* : *Zygoballus rufipes* Peckham.*Distribution* : India, America.171. *Zygoballus narmadaensis* Tikader1975. *Zygoballus narmadaensis* : Tikader, *Proc. Indian Acad. Sci.*, 81{4} : 151.1992. *Zygoballus narmadaensis* : Biswas & Biswas, *Araneae : Spiders, Fauna of West Bengal, State Fauna Series*, 3 (Part 3) : 401.*Diagnosis* : Cephalothorax longer than wide. Eyes of anterior row close together in a slightly recurved row, all eyes are pearly-white. Chelicerae short, with a single tooth on inner margin. Dorsum provided with two pairs of sigilla.*Distribution* : India : Eastern coastal area (North 24 Parganas), West Bengal; Madhya Pradesh.

## Family XIV. TETRAGNATHIDAE

Genus. 53. *Tetragnatha* Latreille1804. *Tetragnatha* Latreille, *Neuv. Diet. d'Hist. Nat.*, 24 : 135.1977. *Tetragnatha* : Tikader, *Rec. zool. Surv. India*, 72 : 27.*Diagnosis* : Cephalothorax longer than wide apically narrowed, shorter in comparison to abdomen. Eyes in two rows, lateral eyes nearly contiguous. Chelicerae very long. Abdomen long and narrow, bears the spinnerets at its end.*Type-species* : *Tetragnath extensa* Linn.*Distribution* : Tropical countries of the world.

## Key to the species of the genus

*Tetragnatha* Laterille

1. Fang slender and unarmed; decorated with minute silvery white dots ..... *andamanensis*  
→ Fang slightly geniculata, armed; abdomen not decorated with minute silvery white dots ..... (2)
2. Chelicerae very long, with three large spines close together at the commencement of ventral row ..... *mandibulata*

172. *Tetragnatha andamanensis* Tikader

1977. *Tetragnatha anadamanensis* Tikader, *Rec. zool. Surv. India*, 72 : 17.
1992. *Tetragnatha anadamanensis* : Biswas & Biawas, *Araneae : Spiders, Fauna of West Bengal, State Fauna Series*, 3 (Part 3) : 448.
2004. *Tetragnatha anadamanensis* : Majumder, *Mem. zool. Surv. India*, 20(2) :

*Distribution* : India : Eastern coastal area (Dist. North 24 Parganas), Darjeeling, West Bengal; Tamil Nadu; Bihar.

173. *Tetragnatha mandibulata* walckenaer

1837. *Tetranatha mandibulata* Walckenaer, *Ins. Apt.*, 2 : 211.
1992. *Tetranatha mandibulata* : Biswas & Biswas, *Araneae : Spiders, Fauna of West Bengal, State Fauna Series*, 3 (Part 3) : 448.

*Distribution* : India : Eastern coastal area (Dist. South 24 Parganas), Darjeeling, West Dinajpur, West Bengal; Orissa; Bihar; Karnatak; Tamil Nadu.

*Elsewhere* : Sri-Lanka.

## Family XIV. THOMISIDAE

Key to the genera of the Family  
THOMISIDAE

1. Cephalic region as wider as thoracic region ..... *Camaricus*  
— Cephalic region narrower than thoracic region ..... (2)

2. Cephalothorax wider than long ..... *Bomis*  
— Cephalothorax not wider than long ..... (3)
3. Body covered with conspicuous spines ..... *Diaea*  
— Body not covered with conspicuous spines ..... (4)
4. Tarsal claws of first leg provided with 6-12 teeth ..... *Synaema*  
— Tarsal claws of first leg without 6-12 teeth ..... (5)
5. Abdomen widened and truncated behind .... *Thomisus*  
— Abodmen not widened and truncated behind ..... (6)
6. Anterior median eyes close to the lateral eyes than to each other ..... *Xysticus*  
— Anterior median eyes not close to the lateral eyes than to each other ..... (7)
8. Anterior lateral eyes near to anterior median eyes than to the posterior median eyes ..... *Philodromus*

Genus 54. *Camaricus* Thorell

1887. *Camaricus* Thorell, *Ann. Mus. Civ. Gen.*, : 26.
1980. *Camaricus* : Tikader, *Fauna of India, Spiders : Araneae*, 1(1) : 174.

*Type-species* : *Camaricus maugei* (Walckenaer).

*Distribution* : India, Tropical Africa and Malayasia.

174. *Camaricus formosus* Thorell

1887. *Camaricus formosus* Thorell, *Ann. Mus. Civ. Gen.*, : 261.
1992. *Camaricus formosus* Biswas & Biswas, *Araneae : Spiders, Fauna of West Bengal, State Fauna Series*, 3 (Part 3) : 404.
2004. *Camaricus formosus* : Majumder, *Mem. zool. Surv. India*, 20(2) : 39.

*Distribution* : India : Eastern coastal area (Dist. North & South 24 Parganas), Jalpaiguri, Nadia, West Bengal; Karnataka; Orissa; Andaman & Nicobar Island.

Genus 55. *Bomis* Koch

1873. *Bomis* Koch, *Ar. Austrn.*, 10 : 528.  
 1881. *Bomis* : Tikader & Biswas, *Rec. zool. Surv. India, Occ. Pap. No. 30(1)* : 82.

*Type-species* : *Bomis larvata* Koch.

*Distribution* : India, North Hollandia.

**Key to the species of the genus *Bomis* Koch**

1. Abdomen nearly rectangular, provided with white pattern of closely set minute tubercles ..... *bengalensis*  
 — Abdomen not rectangular or not provided with white pattern of closely set tubercles ..... (2)
2. Abdomen nearly semicircular in shape, clothed with characteristic white spine-like tubercles decorated on the whole area of the dorsum ..... *calcuttaensis*

175. *Bomis bengalensis* Tikader

1962. *Bomis bengalensis* Tikader, *J. Linn. Soc.*, 44 (300) : 580.  
 1992. *Bomis bengalensis* : Biswas & Biswas, *Araneae : Spiders, Fauna of West Bengal, State Fauna Series, 3 (Part 3)* : 403.

*Distribution* : India : Eastern coastal area (Dist. South 24 Parganas), West Bengal.

176. *Bomis calcuttaensis* Biswas & Majumder

1981. *Bomis calcuttaensis* Biswas & Majumder, *Bull. zool. Surv. India, 4(3)* : 273.  
 1992. *Bomis calcuttaensis* : Biswas & Biswas, *Araneae : Spiders, Fauna of West Bengal, State Fauna Series, 3 (Part 3)* : 403.

*Distribution* : India : Eastern coastal area (Dist. South 24 Parganas), West Bengal.

Genus 56. *Diaea* Thorell

1869. *Diaea* Thorell, *Eur. Spid. Etc.*, : 184.  
 1980. *Diaea* : Tikader, *Fauna of India, Spiders : Araneae, 1(1)* : 105.

*Type-species* : *Diaea dorsata* (Fabricus).

*Distribution* : Cosmopolitan except Australia.

177. *Diaea bengalensis* Biswas & Majumder

1981. *Diaea bengalensis* Biswas & Majumder, *Bull. zool. Surv. India, 4(3)* : 271-273.  
 1992. *Diaea bengalensis* : Biswas & Biswas, *Araneae : Spiders, Fauna of West Bengal, State Fauna Series, 3 (Part 3)* : 404.

*Diagnosis* : Cephalothorax longer than wide provided with conspicuous longitudinal light brown patch, ocular quad wider than long. Eyes are black, lateral eyes situated on shallow tubercles. Abdomen oval and broader behind, two longitudinal white patches on the anterolateral sides on dorsum. Three pairs of sigilla present on the dorsum.

*Distribution* : India : Eastern coastal area (Dist. South 24 Parganas), Jalpaiguri, West Bengal.

Genus 57. *Synaema* Simon 1864

1864. *Synaema* Simon, *Hist. Nat. Ar.*, 1 : 70.  
 1980. *Synaema* : Tikader, *Fauna of India, Spiders : Araneae, 1(1)* : 134.

*Type-species* : *Synaema globosum* (Fabr.).

*Distribution* : Asia, America and Africa.

178. *Synaema decorata* Tikader

1960. *Synaema decorata* Tikader, *J. Bombay Nat. Hist. Soc.*, 57(1) : 174.  
 1992. *Synaema decorata* : Biswas & Biswas, *Araneae : Spiders, Fauna of West Bengal, State Fauna Series, 3 (Part 3)* : 406.

*Distribution* : India : Eastern coastal area (Dist. South 24 Parganas), West Bengal, Karnataka; Maharashtra.

Genus 58. *Thomisus* Walckenaer 1805

1805. *Thomisus* Walckenaer, *Tabl. Aron.*, : 28.  
 1981. *Thomisus* : Tikader & Biswas, *Rec. zool. Surv. India, Occ. Pap. No. 30(1)* : 75.

*Type-species* : *Thomisus albus* (Gmelin).

*Distribution* : Europe, Africa, Asia, Australia and America.

## Key to the species of the genus

*Thomisus* Walckenaer

1. Broadest end of the abdomen without transverse marking ..... *beutifularis*  
— Broadest end of the abdomen with transverse marking ..... (2)
2. Abdomen with a three pairs of longitudinally arranged reddish brown spots ..... *bulani*  
— Abdomen without three pairs of longitudinally arranged spots ..... (3)
3. Cephalothorax with lateral longitudinally deep brown bands ..... *cherapunjeus*  
— Cephalothorax without lateral longitudinal deep brown bands ..... (4)
4. Abdomen with paired elliptical black spots ..... *dhakuriensis*  
— Abdomen without paired elliptical black spots ..... (5)
5. The genital opening very small furnished on each side by minute tubercle ..... *elongatus*  
— The genital opening not very small furnished on each side by minute tubercle ..... (6)
6. Abdomen basally with a triangular black marking ..... *katrajghatus*  
— Abdomen without a triangular black marking ..... (7)
7. Abdomen with three paired irregular-shaped black patches ..... *memaes*  
— Abdomen without three irregular-shaped black patches ..... (8)
8. Broadest portion of the abdomen tuberculated laterally and black spot present on the tubercle ..... *projectus*  
— Broadest portion of the abdomen not tuberculated laterally and black spot not present on tubercle ..... (9)
9. Abdomen with a pair of shoulder tubercle, each with a black spots situated inwardly in the middle ..... *pugilis*  
— Abdomen without a pair of shoulder tubercle, and black spots ..... (10)
10. Abdomen with a transverse black band ..... *sorajaii*

179. *Thomisus beautifularis* Basu

1963. *Thomisus beautifularis* Basu, *J. Asiat. Soc. Bengal*, 5(1-2) : 23.  
1992. *Thomisus beautifularis* : Biswas & Biswas, Araneae : Spiders, *Fauna of West Bengal, State Fauna Series*, 3 (Part 3) : 407.

*Distribution* : India : Eastern coastal area (Dist. South 24 Parganas), West Bengal.

180. *Thomisus bulani* Tikader

1970. *Thomisus bulani* Tikader, *J. Bombay nat. Hist. Soc.*, 59(1) : 198.  
1992. *Thomisus bulani* : Biswas & Biswas, Araneae : Spiders, *Fauna of West Bengal, State Fauna Series*, 3 (Part 3) : 407.

*Distribution* : India : Eastern coastal area (Dist. South 24 Parganas), West Bengal.

181. *Thomisus cherapunjeus* Tikader

1966. *Thomisus cherapunjeus* Tikader, *Proc. Indian Acad. Sci.*, 64(1) : 54.  
1992. *Thomisus cherapunjeus* : Biswas & Biswas, Araneae : Spiders, *Fauna of West Bengal, State Fauna Series*, 3 (Part 3) : 408.

*Distribution* : India : Eastern coastal area (Dist. South 24 Parganas), West Bengal; Meghalaya.

182. *Thomisus dhakuriensis* Tikader

1960. *Thomisus dhakuriensis* Tikader, *J. Bombay nat. Hist. Soc.*, 57 : 180.  
1992. *Thomisus dhakuriensis* : Biswas & Biswas, Araneae : Spiders, *Fauna of West Bengal, State Fauna Series*, 3 (Part 3) : 408.

*Distribution* : India : Eastern coastal area (Dist. South 24 Parganas), West Bengal.

183. *Thomisus elongatus* Stoliczka

1869. *Thomisus elongatus* Stoliczka, *J. Asiat. Soc. Bengal*, 38 : 227.  
1992. *Thomisus elongatus* : Biswas & Biswas, Araneae : Spiders, *Fauna of West Bengal, State Fauna Series*, 3 (Part 3) : 408.

*Distribution* : India : Eastern coastal area (Dist. South 24 Parganas), Puruliya, West Bengal.

**184. *Thomisus katrajghatus* Tikader**

1963. *Thomisus katrajghatus* Tikader, *Proc. Indian Acad. Sci.*, **58**(5) : 259.
1992. *Thomisus katrajghatus* : Biswas & Biswas, *Araneae : Spiders, Fauna of West Bengal, State Fauna Series*, 3 (Part 3) : 408.

*Distribution* : India : Eastern coastal area (Dist. North 24 Parganas), Hugli, Jalpaiguri, West Bengal, Maharashtra.

**185. *Thomisus memae* Sen & Basu**

1963. *Thomisus memae* Sen & Basu, *Sci. & Culture, Calcutta*, **29**(9) : 515.
1992. *Thomisus memae* : Biswas & Biswas, *Araneae : Spiders, Fauna of West Bengal, State Fauna Series*, 3 (Part 3) : 409.

*Distribution* : India : Eastern coastal area (Dist. South 24 Pargana), West Bengal.

**186. *Thomisus projectus* Tikader**

1960. *Thomisus projectus* Tikader, *J. Bombay nat. Hist. Soc.*, **57** : 182.
1992. *Thomisus projectus* : Biswas & Biswas, *Araneae : Spiders, Fauna of West Bengal, State Fauna Series*, 3 (Part 3) : 409.

*Distribution* : India : Eastern coastal area (Dist. South 24 Parganas), West Bengal.

**187. *Thomisus pugilis* Stoliczka**

1969. *Thomisus pugilis* Stoliczka, *J. Asiat. Soc. Bengal*, **38** : 225.
1992. *Thomisus pugilis* : Biswas & Biswas, *Araneae : Spiders, Fauna of West Bengal, State Fauna Series*, 3 (Part 3) : 409.

*Distribution* : India : Eastern coastal area (Dist. South 24 Parganas), West Bengal; Punjab; Tamil Nadu.

**188. *Thomisus sorajaii* Basu**

1963. *Thomisus sorajaii* Basu, *Sci. & Culture, Calcutta*, **29**(1) : 666.
1992. *Thomisus sorajaii* : Biswas & Biswas, *Araneae : Spiders, Fauna of West Bengal, State Fauna Series*, 3 (Part 3) : 409.

*Distribution* : India : Eastern coastal area (Dist. South 24 Parganas), West Bengal.

**Genus 59. *Xysticus* Koch 1853**

1853. *Xysticus* Koch, *H. Schaeff. Deutschl. Ins.*, : 35.
1992. *Xysticus* : Tikader & Biswas, *Rec. zool. Surv. India, Occ. Pap. No. 30*(1) : 80.

*Type-species* : *Xysticus cristatus* Clerck.

*Distribution* : Cosmopolitan except Australia.

**Key to the species of the genus*****Xysticus* Koch**

1. Abdomen broader behind ..... *bengalensis*  
— Abdomen not broader behind ..... (2)
2. Cephalothorax wider in front and pale green in colour ..... *himalayaensis*  
— Cephalothorax not wider in front & not pale brown in colour ..... (3)
3. Tibia I & II with two pairs of ventral spines ..... *minutus*

**189. *Xysticus bengalensis* Tikader & Biswas**

1974. *Xysticus bengalensis* Tikader & Biswas, *Proc. Indian Acad. Sci.*, **80**(6) : 262-263.
1980. *Xysticus bengalensis* : Tikader, *Fauna of India, Spiders : Araneae*, **1**(1) : 127-129.

*Distribution* : India : Eastern coastal area (Dist. South 24 Parganas), Darjeeling, West Bengal.

**190. *Xysticus hindusthanicus* Basu**

1963. *Xysticus hindusthanicus* Basu, *J. Asiat. Soc., Bengal*, **5**(1-2) : 23.
1992. *Xysticus hindusthanicus* : Biswas & Biswas, *Araneae : Spiders, Fauna of West Bengal, State Fauna Series*, 3 (Part 3) : 410.

*Distribution* : India : Eastern coastal area (Dist. South 24 Parganas), West Bengal.

**191. *Xysticus minutus* Tikader**

1960. *Xysticus minutus* Tikader, *J. Bombay nat. Hist. Soc.*, **57**(1) : 173.
1992. *Xysticus minutus* : Biswas & Biswas, *Araneae : Spiders, Fauna of West Bengal, State Fauna Series*, 3 (Part 3) : 411.

*Distribution* : India : Eastern coastal area (Dist. South 24 Parganas), Midnapur, West Bengal; Maharashtra; Meghalaya; Gujarat.

Genus 60. *Philodromus* Walckeneer

1825. *Philodromus* Walckeneer, *Ent. Fr. Ar.*, : 86.  
 1981. *Philodromus* : Tikader & Biswas, *Rec. zool. Surv. India, Occ. Pap.* No. 30(1) : 86.

*Type-species* : *Philodromus aurcolus* Clerck.

*Distribution* : Cosmopolitan.

## Key to the species of the genus

*Philodromus*

1. Abodmen high, provided with lateral brown patches ..... *assamensis*  
 — Abodmen high, provided with lateral brown patches ..... (2)
2. Base of the tibiae and metatarsi of all legs provided with conspicuous black patches ..  
 ..... *maliniae*

192. *Philodromus assamensis* Tikader

1962. *Philodromus assamensis* Tikader, *J. Linn. Soc. London*, 44(300) : 581.  
 1992. *Philodromus assamensis* : Biswas & Biswas, *Araneae : Spiders, Fauna of West Bengal, State Fauna Series*, 3 (Part 3) : 412.

*Distribution* : India : Eastern coastal area (Dist. South 24 Parganas), West Bengal; Meghalaya; Assam.

193. *Philodromus maliniae* Tikader

1966. *Philodromus maliniae* Tikader, *Proc. Linn. Soc. London*, 177(1) : 39-40.  
 1992. *Philodromus maliniae* : Biswas & Biswas, *Araneae : Spiders, Fauna of West Bengal, State Fauna Series*, 3 (Part 3) : 412.

*Distribution* : India : Eastern coastal area (Dist. South 24 Parganas), West Bengal; Maharashtra.

## Family XVI. THERAPHOSIDAE

Key to the genera of the family  
THERAPHOSIDAE

1. Carapace elliptical in shape, ocular tubercle situated near the edge of elypevs .....  
 ..... *Plesiophrictus*  
 — Carapace not elliptical in shape, ocular tubercle not situated near the edge of elypevs ..... (2)
2. First pair of legs of male without tibial spur  
 ..... *Ichnocolus*

Genus 61. *Plesiophrictus* Pocock

1899. *Plesiophrictus* Pocock, *J. Bombay. nat. Hist. Soc.*, 12 : 749.  
 1967. *Plesiophrictus* Tikader, *J. Bombay. nat. Hist. Soc.*, 74(2) : 306-319.

*Type-species* : *Plesiophrictus millardi* Pocock.

*Distribution* : India, Srèe-Lanka.

## Key to the spece of the genus

*Plesiophrictus* Pocock

1. Dorsum of the abdomen provided with five pairs of inconspicuous longitudinal pale patches ..... *meghalayaensis*  
 — Dorsum of the abdomen not provided ensis with five pairs of inconspicuous longitudinal pale patch ..... (2)
2. Rectengular, shightly wider tham long .....  
 ..... *mahabaleshwari*

194. *Plesiphrictus meghalayaensis* Tikader

1967. *Plesiphrictus meghalayaensis* Tikader, *J. Bombay nat. Hist. Soc.*, 74(2) : 314.

*Material examined* : 2 ♀, vimlipatnam, Dist. Visakhapatnam, Andhra Pradesh, 23.i.2001, coll. S.C. Majumder, Reg. No. KN-979; 2 ♀, Sallue Hill. Dist. Vizianagram, Andhra Pradesh, 1.ii.2001, coll. S.C. Majumder, Reg. No. KN-982.

*Distribution* : India : Eastern coastal area (Vimlipatnam, Dist. Visakhapatnam, Andhra Pradesh; Sallue Hill. Dist. Vizianagram), (new record), Andhra Pradesh; Meghalaya.

195. *Plesiophrictus mahabaleshwari* Tikader

1967. *Plesiophrictus mahabaleshwari* Tikader, *J. Bombay nat. Hist. Soc.*, 74(2) : 317.

*Material examined* : 3 ♀, Dolphin House, Dist. Visakhapatnam, Andhra Pradesh, 24.i.2001, coll. S.C. Majumder, Reg. No. KN-999; 1 ♀, Light House, Dist. Visakhapatnam, Andhra Pradesh, 24.i.2001, coll. S.C. Majumder, Reg. No. 989.

*Distribution* : India : Eastern coastal area (Dist. Visakhapatnam), (new record), Andhra Pradesh; Maharashtra.

Genus 62. *Ischnocolus* Ausserar1871. *Ischnocolus* Ausserar, Ver. z-b. Ges. Wien., 24 : 184.1976. *Ischnocolus* : Tikader, *J. Bombaynat. Hist. Soc.*, 74 : 306.*Type-species* : *Ischnocolus helocericeus* Ausserar.*Distribution* : Mediterranean districts of palaeartic region and oriental region.196. *Ischnocolus khasiensis* Tikader1976. *Ischnocolus khasiensis* Tikader, *J. Bombay nat. Hist. Soc.*, 72(2) : 319.*Material examined* : 1 ♀, Simachalam temple area, Dist. Vizianagram, Andhra Pradesh, 26.i.2001, coll. S.C. Majumder, Reg. No. 960.*Diagnosis* : Cephalothorax longer than wide, slightly broader in front, provided with deep, transverse fovea. Anterior row of eyes slightly procurved, lateral eyes larger than the medians and nearly equally situated. Labium nearly rectangular and deepened on the middle. Sternum nearly oval. Abdomen longer than wide. Two pairs of spinnerets, anterior small, posterior pair long with three segments.*Distribution* : India : Eastern coastal area (Simachalan, Dist. Vizianagram) (new record), Andhra Pradesh; Meghalaya.

## Family XVII. THERIDIIDAE

Genus 63. *Theridion* Walckenaer1805. *Theridion* Walckenaer, *Table. Aranides.*, : 72.1977. *Theridion* : Tikader, *Rec. zool. Surv. India*, 72 : 168.*Diagnosis* : Cephalothorax nearly oval, flat. Anterior eyes equal, lateral eyes contiguous. Chelicerae weak sternum rounded. Abdomen oval globular in female specimen.*Type Species* : *Theridion lunatum* Clerck.*Distribution* : America, Africa, Asia, Australia and Europe.197. *Theridion indica* Tikader1977. *Theridion indica* Tikader, *Rec. zool. Surv. India*, 72 : 168.1992. *Theridion indica* : Biswas & Biswas, *Araneae : Spiders, Fauna of West Bengal, State Fauna Series*, 3 (Part 3) : 437.2004. *Theridion indica* : Majumder, *Mem. zool. Surv. India*, 20(2) : 41.*Diagnosis* : Cephalothorax slightly longer than wide. Anterior eyes equal lateral eyes contiguous.

Legs stout and strong. Tarsi IV provided with distinct comb like setae. Abdomen globular in shape.

Dorsum beautifully coloured with a mixture of chalk white and brownish green patches.

*Distribution* : India : Eastern coastal area (Dist. North & South 24 Parganas), West Bengal; Andaman & Nicobar Island.

## Family XVIII. ULOBORIDAE

Genus 64. *Uloborus* Latrille1806. *Uloborus* Latrille, *Gen. Crust. Ins. Etc.*, 1 : 109.1992. *Uloborus* : Biswas & Biswas, *Araneae : Spiders, Fauna of West Bengal, State Fauna Series*, 3 (Part 3) : 379.*Diagnosis* : Anal tubercle prominent in the female, diminished in male, First pair of leg much longer and stronger than the rest. Male tibiae of first pair of legs provided with six to seven dorsal spines almost in the form of teeth.*Type-species* : *Uloborus walckenaerius* Latreille.*Distribution* : Cosmopolitan except Australia.198. *Uloborus danolius* Tikader1969. *Uloborus danolius* Tikader, *Proc. Indian Acad. Sci.*, 70 : 128.2004. *Uloborus danolius* : Majumder, *Mem. zool. Surv. India*, 20(2) : 37.*Diagnosis* : Cephalothorax slightly longer than wide. Anterior eyes equal lateral eyes contiguous. Legs stout and strong. Tarsi IV provided with distinct comb like setae. Abdomen globular in shape. Dorsum beautifully coloured with a mixture of chalk white and brownish green patches.*Distribution* : India : Eastern coastal area (Dist. North & South 24 Parganas), West Bengal; Maharashtra.

## Family XIX. ZODARIIDAE

Key to the genera of the Family  
ZODARIIDAE

1. Possession of only two spinnerets, the under pair; the other four are aborted with tuft of hair..... *Lutica*
- Not possession of two spinnerets, are not hair..... (2)
2. Great length of the fore spinnerets, and the shortness of the other, with three tarsal claws..... *Storena*

Genus 65. *Lutica* Marx

1891. *Lutica* Marx, G. "A contribution to the knowledge of North American Spiders" Washington, D. C. *Proc. Ent. Soc.*, 2 : 28-37.
1976. *Lutica* : Tikader & Malhotra, *J. Bombay nat. Hist. Soc.*, 72(3) : 794.

*Type-species* : *Lutica maculata* Marx.

*Distribution* : India, America, Myanmar, North America.

199. *Lutica bengalensis* Tikader & Patel

1975. *Lutica bengalensis* Tikader & Patel, *Bull. Arch. Soc., London*, 3(5) : 137.
1992. *Lutica bengalensis* : Biswas & Biswas, Araneae : Spiders, *Fauna of West Bengal, State Fauna Series*, 3 (Part 3) : 380.

*Diagnosis* : Cephalothorax longer than wide, provided with light brown patches. Anterior row of eyes are strongly procurved. Abdomen globular, slightly pointed behind, strongly overlapping cephalothorax in front. The anterior pair of spinnerets are conspicuously long and other two pairs not developed.

*Distribution* : India : Eastern coastal area (Dist. South 24 Parganas), Mursidabad, West Bengal.

Genus 66. *Storena* Walcknaer

1805. *Storena* Walcknaer, C. A. *Tableandes Araneides on Characters essentielsdes paris*, : 1-88.

*Type-species* : *Storena cyanea* Walckenaer.

*Distribution* : India, Australia, New Zealand, Syria, Lebanon, Morocco, Singapore, Java, Sumatra, Philippine, New Guinea.

200. *Storena debasrae* Biswas & Biswas

1992. *Storena debasrae* Biswas & Biswas, Araneae : Spiders, *Fauna of West Bengal, State Fauna Series*, 3 (Part 3) : 381.

*Diagnosis* : Cephalothorax longer than wide, provided with fovea at the posterior end of the cephalic region. Eyes are pearly white arranged in two rows, procurved both the rows. Anterior median eyes larger than the posterior medians. Ocular quadrate longer than wide. Legs are long and strong. Sternum heart shaped and pointed behind. Labium and maxillae are small, longer than wide. Chelicerae are small, and inner and outer margin provided with two teeth. Abdomen : Longer than wide and pointed behind. Dorsum provided with a number of white patches. Epigyne more or less rounded with copulatory opening.

*Distribution* : India : Eastern coastal area (Dist. North 24 Parganas), West Bengal.

## SUMMARY

The present paper deals with 200 species in 66 genera under 19 families, viz., Araneidae, Clubionidae, Eresidae, Gnaphosidae, Hersilidae, Heteropodidae, Lycosidae, Lyssomanidae, Onopidae, Oxyopidae, Pholcidae, Scytodiidae, Salticidae, Tetragnathidae, Theridiidae, Thomisidae, Theraphosidae, Uloboridae and Zodariidae. Among these 1 species in 1 genus under 1 family namely : *Marpissa gangasagarensis* sp. nov., (Salticidae), has been recorded here as new to science and 8 species in 4 genera under 3 families are recorded here for the first time from this areas.

## ACKNOWLEDGEMENT

The author remains thankful to Dr. J.R.B. Alfred, Director, Zoological Survey of India, Kolkata for kindly accorded facilities to carry out this study. Author also express his grateful thanks to Dr. R. A. Khan Joint Director, Zoological Survey of India, Kolkata for providing the necessary facilities and offering the fruitful

suggestion. Sincere thanks are also extended to Dr. A.K. Sanyal, Joint Director and Officer-in-Charge, Technical Section, Zoological Survey of India, Kolkata for his valuable suggestion in improving the presentation of the manuscript.

Greatful thanks are also extended to Dr. B.K. Biswas, Scientist-D, Officer-in-Charge, Arachnida Section, Z.S.I., Kolkata for confirmation of the new species reported from Eastern coastal region of India.

## REFERENCES

- Biswas, B. K. and Biswas, K. 1992. Araneae : Spiders, *Fauna of West Bengal, State Fauna Seris, 3* : 357-500.
- Biswas, B. K. 1995. *Hugly Matla Estuary* : Araneae : Spider, Estuarine Eco-system, West Bengal : 315-317.
- Biswas, V. and Majumder, S. C. 1996. Record of Gynandromorph spiders of Bangladesh : Genera *Hippusa* Simon, and *Oxyopes* Latreille (Araneae : Arachnida). *J. Bengal Nat. Hist. Soc.*, **16**(1) : 25-34.
- Majumder, S. C. 2004. Description of a new species of Wolf Spider (Araneae : Lycosidae) from crop fields of Sundarban Estuary, West Bengal, *J. Bombay nat. Hist. Soc.*, **101**(1) : 121-123.
- Majumder, S. C. and Tikader, B. K. 1991. Studies on some spiders of the family Clubionidae from India, *Rec. zool. Surv. India, Occ. Pap. No. 102* : 1-175.
- Majumder, S. C. 2004. Studies on Spider fauna of coastal regions of India : Description of two new species of *Pardosa* Koch (Araneae : Lycosidae) from the coastal region of Sundarban, West Bengal, (Part 1) *Rec. zool. Surv. India*, **103**(Part 3-4) : 1-7.
- Majumder, S. C. 2004. Taxonomic studies of some Spiders from mangrove and semi-mangrove areas of Sundarban, *Mem. zool. Surv. India*, **20**(2) : 1-42.
- Tikader, B. K. and Malhotra, M. S. 1980. *Fauna of India*, Spiders (Lycosidae), **2**(2) : 259-446.
- Tikader, B. K. 1980. *Fauna of India*, Spiders (Thomisidae), **1**(1) : 1-248.
- Tikader, B. K. 1977. Studies on Spider fauna of Andaman & Nicobar Islands Indian Ocean, *Rec. zool. Surv. India*, **72** : 177-184.
- Tikader, B. K. 1982. *Fauna of India*, (Araneidae and Cnaphosidae), **2**(1-2) : 533.
- Tikader, B. K. and Biswas, Bijan 1981. Spider fauna of Calcutta and vicinity Part-1, *Rec. zool. Surv. India, Occ. Pap. No. 30* : 1-148.
- Sethi, V. D. and Tikader, B. K. 1988. Studies on some giant crab spiders of the family Heteropodidae from India, *Rec. zool. Surv. India, Occ. Pap. No. 93* : 1-94.